



Chipsmall Limited consists of a professional team with an average of over 10 year of expertise in the distribution of electronic components. Based in Hongkong, we have already established firm and mutual-benefit business relationships with customers from,Europe,America and south Asia,supplying obsolete and hard-to-find components to meet their specific needs.

With the principle of “Quality Parts,Customers Priority,Honest Operation,and Considerate Service”,our business mainly focus on the distribution of electronic components. Line cards we deal with include Microchip,ALPS,ROHM,Xilinx,Pulse,ON,Everlight and Freescale. Main products comprise IC,Modules,Potentiometer,IC Socket,Relay,Connector.Our parts cover such applications as commercial,industrial, and automotives areas.

We are looking forward to setting up business relationship with you and hope to provide you with the best service and solution. Let us make a better world for our industry!



Contact us

Tel: +86-755-8981 8866 Fax: +86-755-8427 6832

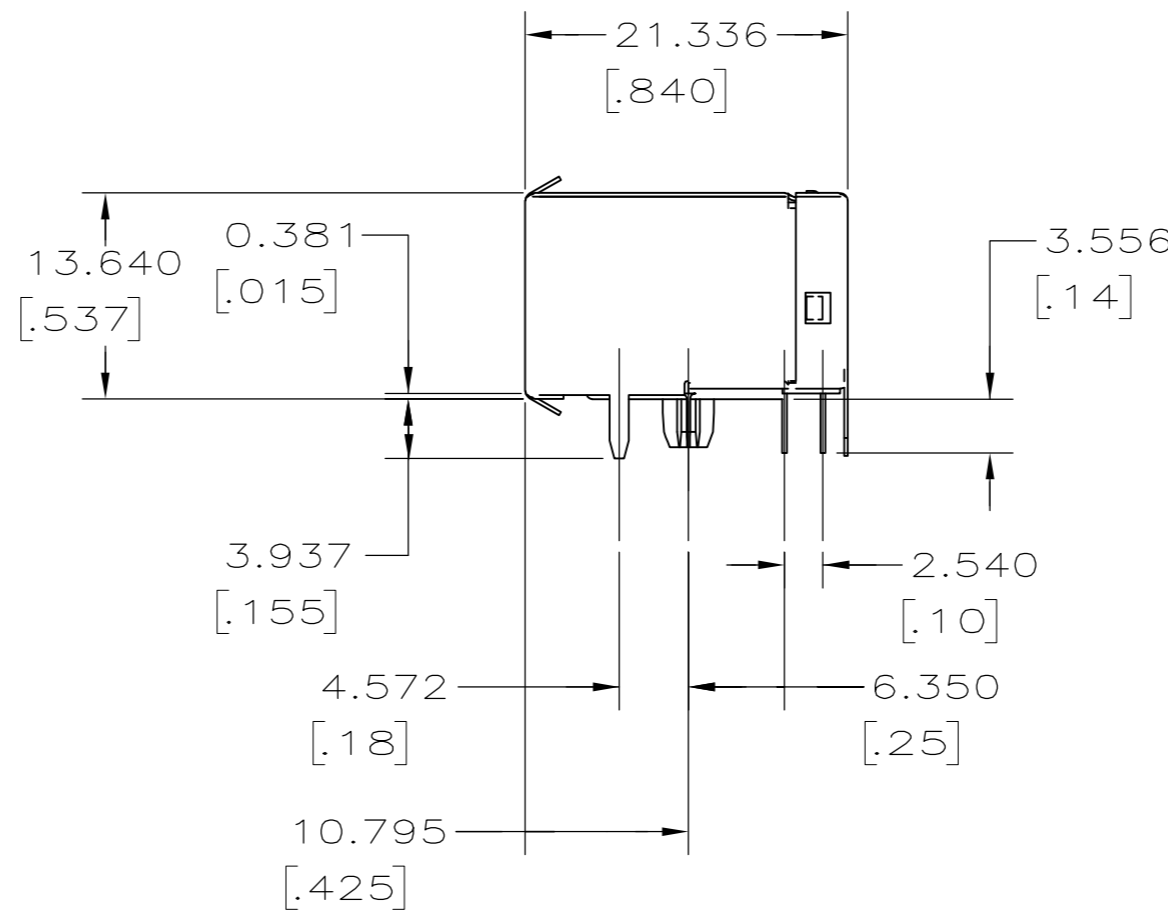
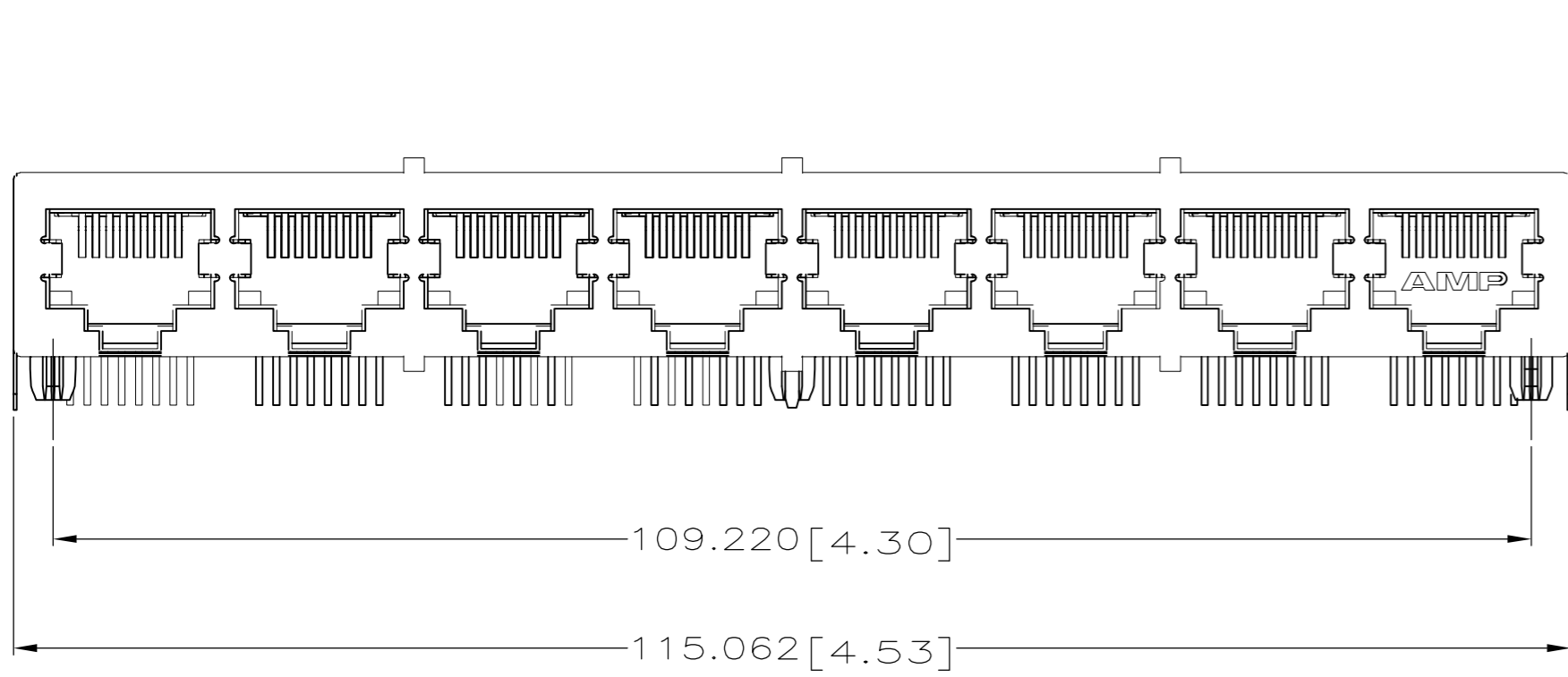
Email & Skype: info@chipsmall.com Web: www.chipsmall.com

Address: A1208, Overseas Decoration Building, #122 Zhenhua RD., Futian, Shenzhen, China

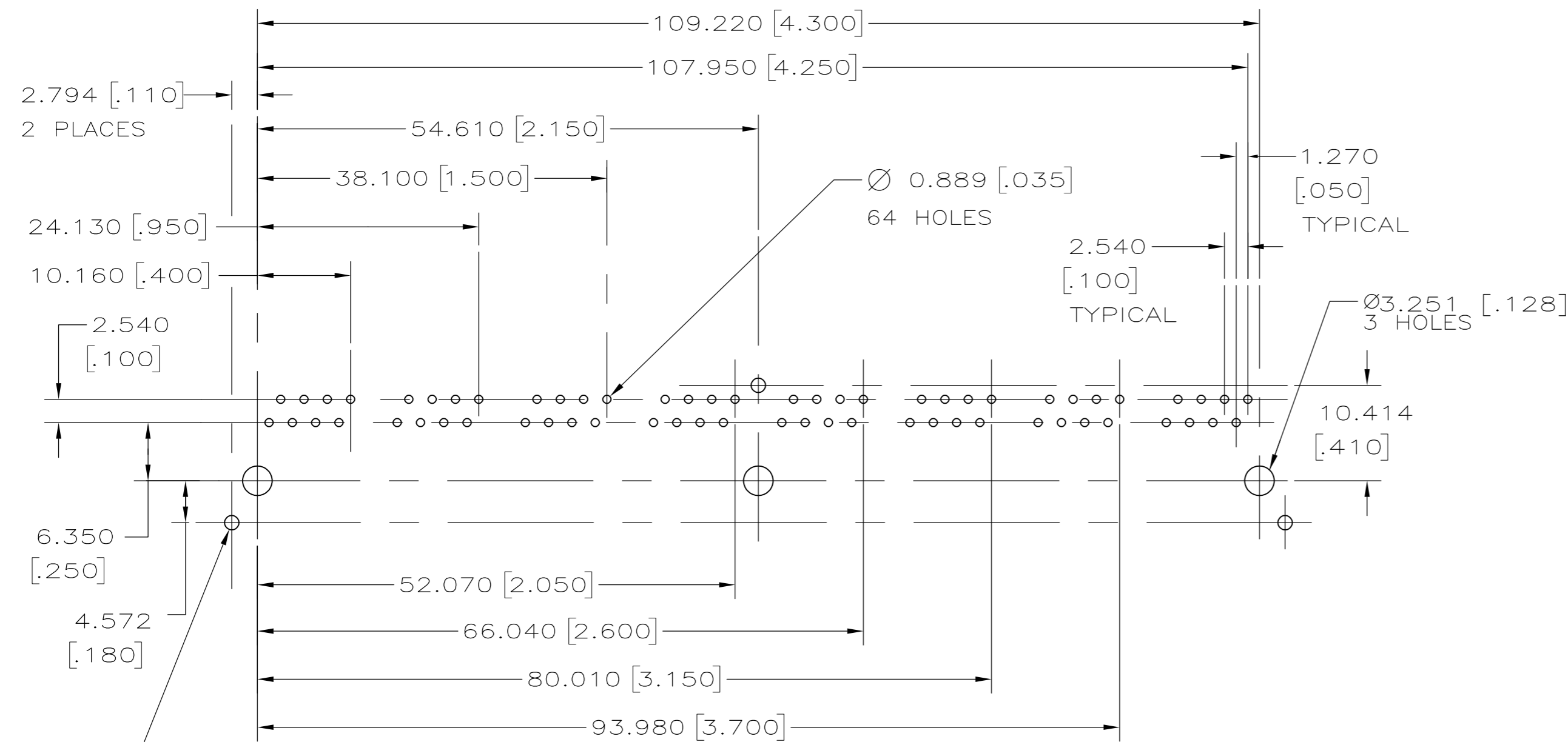


THIS DRAWING IS UNPUBLISHED. RELEASED FOR PUBLICATION
 © COPYRIGHT BY TYCO ELECTRONICS CORPORATION. ALL RIGHTS RESERVED.

LOC	DIST	REVISIONS			
P	LTR	DESCRIPTION	DATE	DWN	APVD
AA	22				
	A1	REVISED ECR-08-031628	04DEC08	AZ	SY



- 1. MATERIAL: HOUSING-PCT POLYESTER, BLACK, IR COMPATIBLE, UL 94V-0.
TERMINALS-0.33[.013] THICK PHOS BRONZE PLATED WITH 1.27um [.000050] MINIMUM HARD GOLD IN LOCALIZED AREA AND 3.81um [.000150] MINIMUM MATTE TIN SOLDER AREA OVER 1.27um [.000050] MINIMUM NICKEL UNDERPLATE.
SHIELDS - 0.254 [.010] THICK COPPER ALLOY PLATED WITH 1.27 um [.000050] MINIMUM NICKEL AND 2.03 um [.000080] MINIMUM HOT TIN DIP ON PCB GROUND TABS.
- 2. JACK CAVITY CONFORMS TO FCC RULES AND REGULATIONS, PART 68 SUBPART F.
- 3. ALL DIMENSIONS ARE NOMINAL UNLESS OTHERWISE SPECIFIED.
- 4. CAUTION: CATEGORY 5 JACK SOLDER TAIL POSITIONS DO NOT FOLLOW SAME NUMBER SEQUENCE AS THAT OF THE TRADITIONAL JACKS.



SUGGESTED PC BOARD LAYOUT
 COMPONENT SIDE
 SEE APPLICATION SPECIFICATION

THIS DRAWING IS A CONTROLLED DOCUMENT.		DWN R.GRZYBOWSKI 09NOV05	Tyco Electronics Corporation Harrisburg, PA 17105-3608	
DIMENSIONS: mm [INCHES]		CHK J.WESTMAN 09NOV05	NAME S.FLICKINGER	
TOLERANCES UNLESS OTHERWISE SPECIFIED:		APVD S.FLICKINGER 09NOV05	PRODUCT SPEC 108-1392	
0 PLC ± -		APPLICATION SPEC 114-2048		SIZE A2
1 PLC ± -		WEIGHT -		CAGE CODE 00779
2 PLC ± 0.254[.01]		CUSTOMER DRAWING		DRAWING NO C=5558526
3 PLC ± 0.127[.005]		SCALE 2:1		SHEET 1 of 1
4 PLC ± -		REV A1		RESTRICTED TO -
ANGLES ± -				
FINISH				