Chipsmall Limited consists of a professional team with an average of over 10 year of expertise in the distribution of electronic components. Based in Hongkong, we have already established firm and mutual-benefit business relationships with customers from,Europe,America and south Asia,supplying obsolete and hard-to-find components to meet their specific needs.

With the principle of “Quality Parts,Customers Priority,Honest Operation,and Considerate Service”,our business mainly focus on the distribution of electronic components. Line cards we deal with include Microchip,ALPS,ROHM,Xilinx,Pulse,ON,Everlight and Freescale. Main products comprise IC,Modules,Potentiometer,IC Socket,Relay,Connector.Our parts cover such applications as commercial,industrial, and automotives areas.

We are looking forward to setting up business relationship with you and hope to provide you with the best service and solution. Let us make a better world for our industry!

Contact us

Tel: +86-755-8981 8866 Fax: +86-755-8427 6832
Email & Skype: info@chipsmall.com Web: www.chipsmall.com
Address: A1208, Overseas Decoration Building, #122 Zhenhua RD., Futian, Shenzhen, China

THIS DRAWING IS UNPUBLISHED. RELEASED FOR PUBLICATION ,19 .
© COPYRIGHT 19 BY AMP INCORPORATED. ALL RIGHTS RESERVED.

LOC	DIST
AA	22

REVISIONS

P	LTR	DESCRIPTION	DATE	DWN	APVD
	B	REV; EC 0502-0866-97	03DEC97	DLD	CMB

△1 MATERIAL: HOUSING-PCT POLYESTER, BLACK, IR COMPATIBLE, UL 94V-0.
TERMINALS-.013 [0.33] THICK PHOS BRONZE PLATED WITH .000050 [1.27µm] THICK HARD GOLD IN LOCALIZED AREA AND .000150 [3.81µm] THICK TIN-LEAD IN SOLDER AREA OVER .000050 [1.27µm] THICK NICKEL UNDERPLATE.
SHIELD-.010 [0.254] THICK COPPER ALLOY PLATED WITH .000080 [2.03µm] MINIMUM TIN-LEAD OVER .000100 [2.54µm] MINIMUM COPPER.

△2 JACK CAVITY COMFORMS TO FCC RULES AND REGULATIONS, PART 68 SUBPART F.

3. ALL DIMENSIONS SHOWN ARE NOMINAL UNLESS OTHERWISE SPECIFIED.

△4 THIS HOLE IS REQUIRED FOR 557572-1 AND 557572-3.

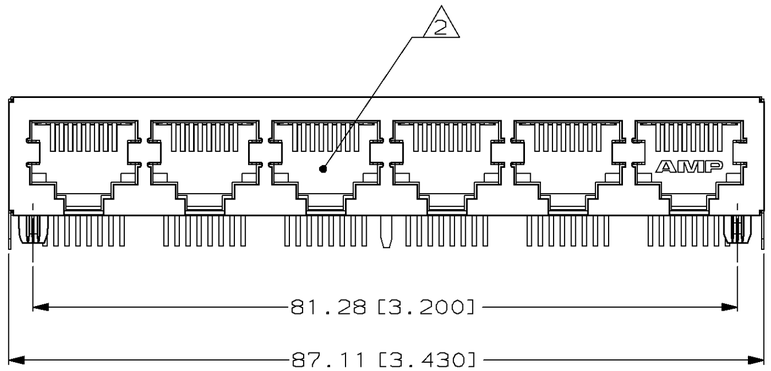

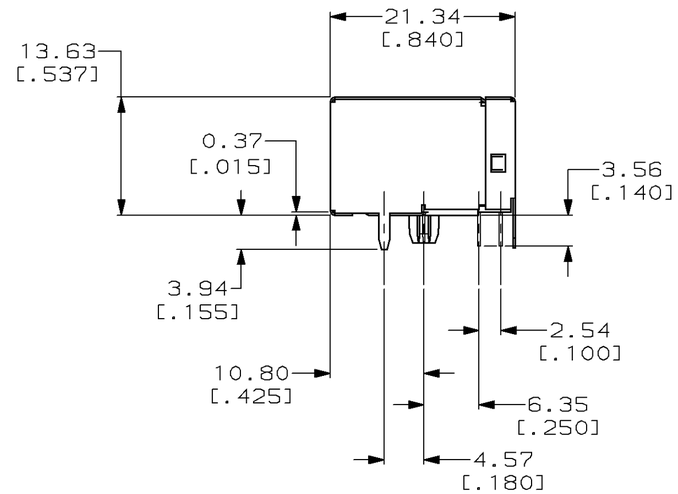

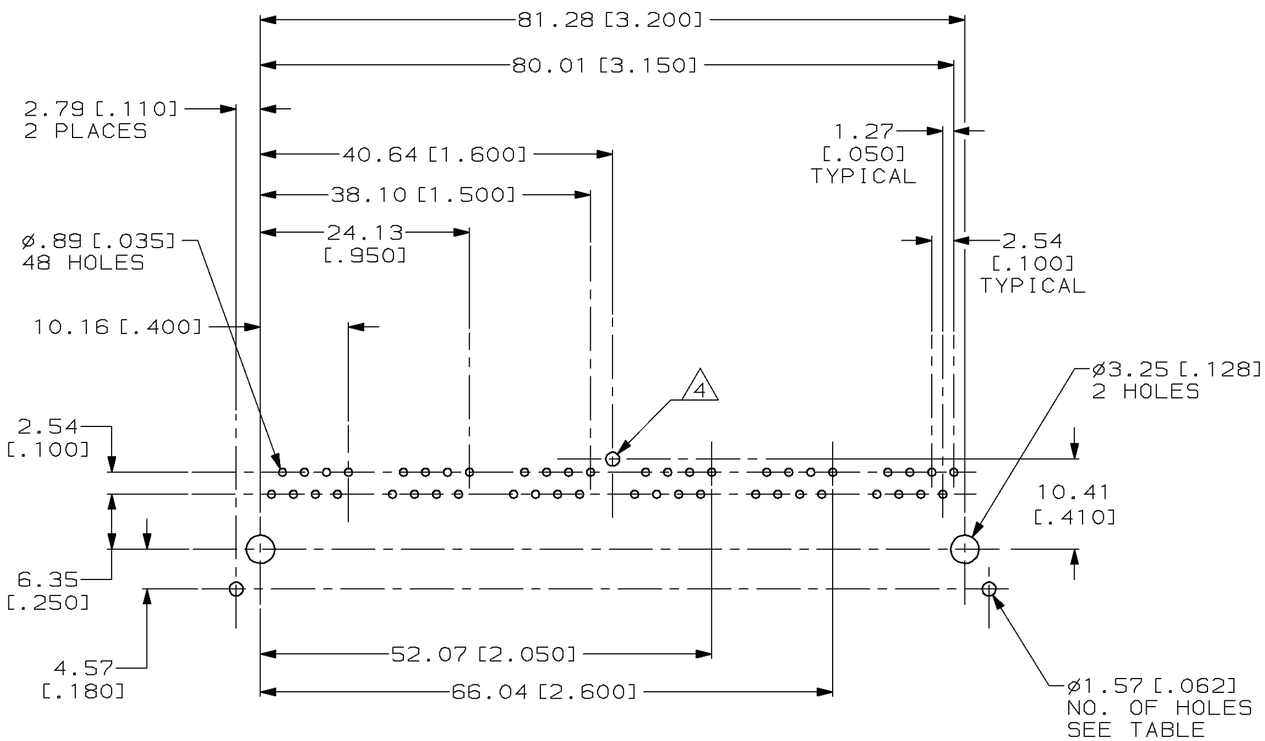

SUGGESTED PC BOARD LAYOUT
COMPONENT SIDE
SEE APPLICATION SPECIFICATION

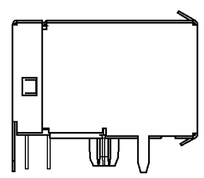

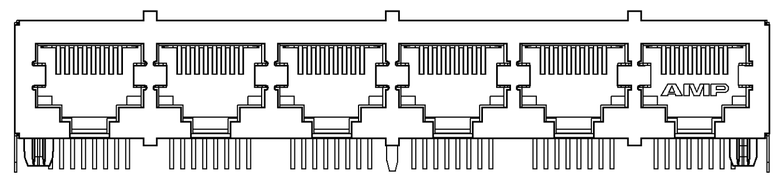

VIEW APPLIES TO 557572-3 ONLY

NO. OF HOLES	DESCRIPTION	PART NUMBER
3	PANEL GROUND SHIELD	557572-3
2	2 GROUND TABS	557572-2
3	3 GROUND TABS	557572-1

THIS DRAWING IS A CONTROLLED DOCUMENT FOR AMP INCORPORATED. IT IS SUBJECT TO CHANGE AND THE CONTROLLING ENGINEERING ORGANIZATION SHOULD BE CONTACTED FOR THE LATEST REVISION.

DIMENSIONS: mm [INCHES]

TOLERANCES UNLESS OTHERWISE SPECIFIED:
0 PLC ±-
1 PLC ±-
2 PLC ±0.25[.01]
3 PLC ±0.13[.005]
4 PLC ±-
ANGLES ±-

MATERIAL △1
FINISH △1

DWN V. SLACK 12MAR92
CHK B. FOX 10JUN92
APVD G. REED 15JUN92
PRODUCT SPEC 108-1392
APPLICATION SPEC 114-2048
WEIGHT -
CUSTOMER DRAWING

AMP Incorporated
Harrisburg, PA 17105-3608

NAME MODULAR JACK ASSEMBLY, 6 PORT, 8 POSITION, RIGHT ANGLE, SHIELDED

SIZE A2 | CAGE CODE 00779 | DRAWING NO C-557572
SCALE 2:1 | SHEET 1 OF 1 | REV B

557572

AMP 1471-9 REV 09MAY94