



Chipsmall Limited consists of a professional team with an average of over 10 year of expertise in the distribution of electronic components. Based in Hongkong, we have already established firm and mutual-benefit business relationships with customers from,Europe,America and south Asia,supplying obsolete and hard-to-find components to meet their specific needs.

With the principle of “Quality Parts,Customers Priority,Honest Operation,and Considerate Service”,our business mainly focus on the distribution of electronic components. Line cards we deal with include Microchip,ALPS,ROHM,Xilinx,Pulse,ON,Everlight and Freescale. Main products comprise IC,Modules,Potentiometer,IC Socket,Relay,Connector.Our parts cover such applications as commercial,industrial, and automotives areas.

We are looking forward to setting up business relationship with you and hope to provide you with the best service and solution. Let us make a better world for our industry!



Contact us

Tel: +86-755-8981 8866 Fax: +86-755-8427 6832

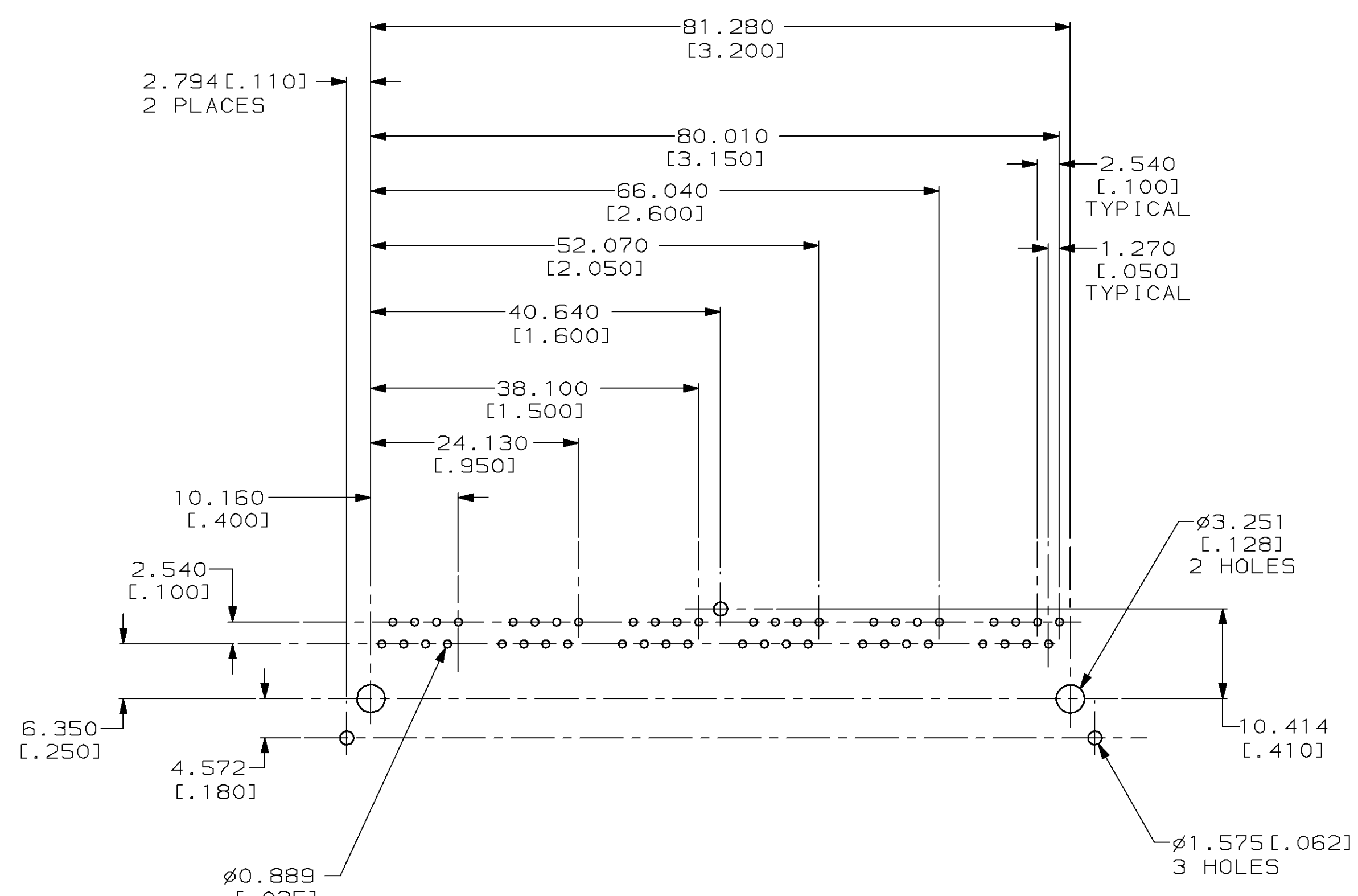
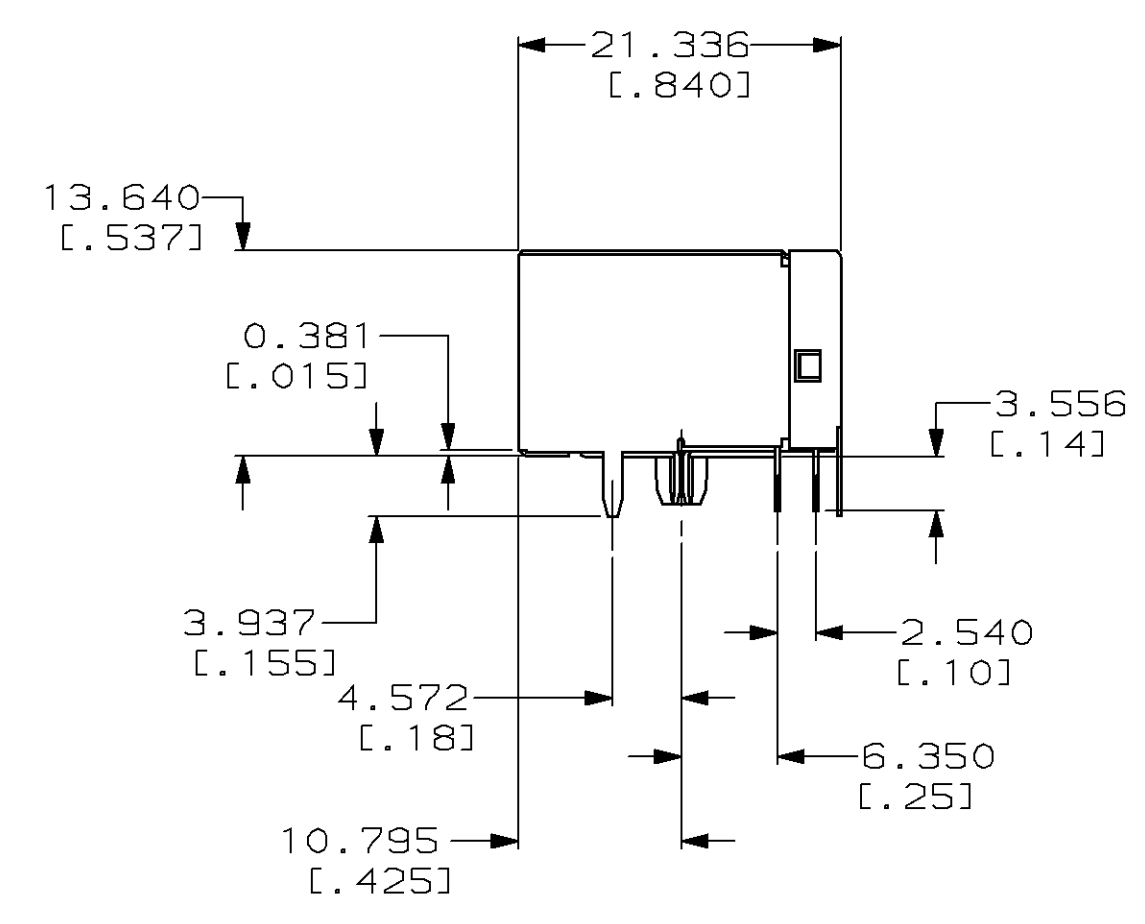
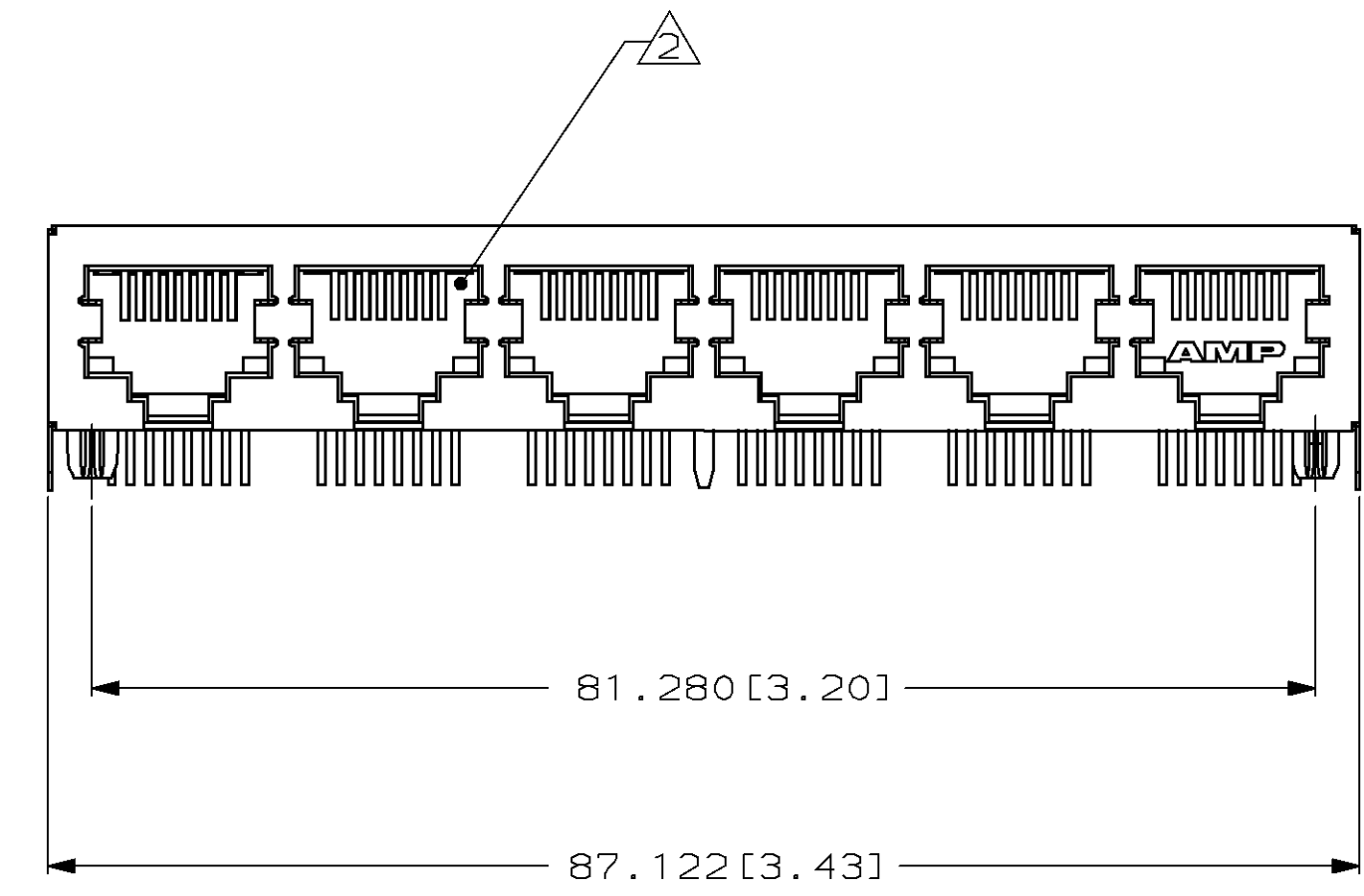
Email & Skype: info@chipsmall.com Web: www.chipsmall.com

Address: A1208, Overseas Decoration Building, #122 Zhenhua RD., Futian, Shenzhen, China

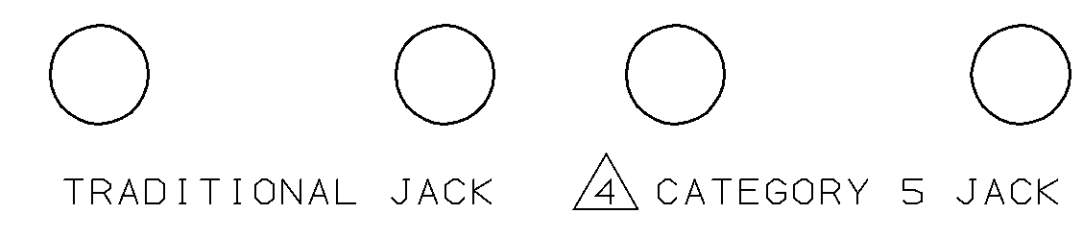
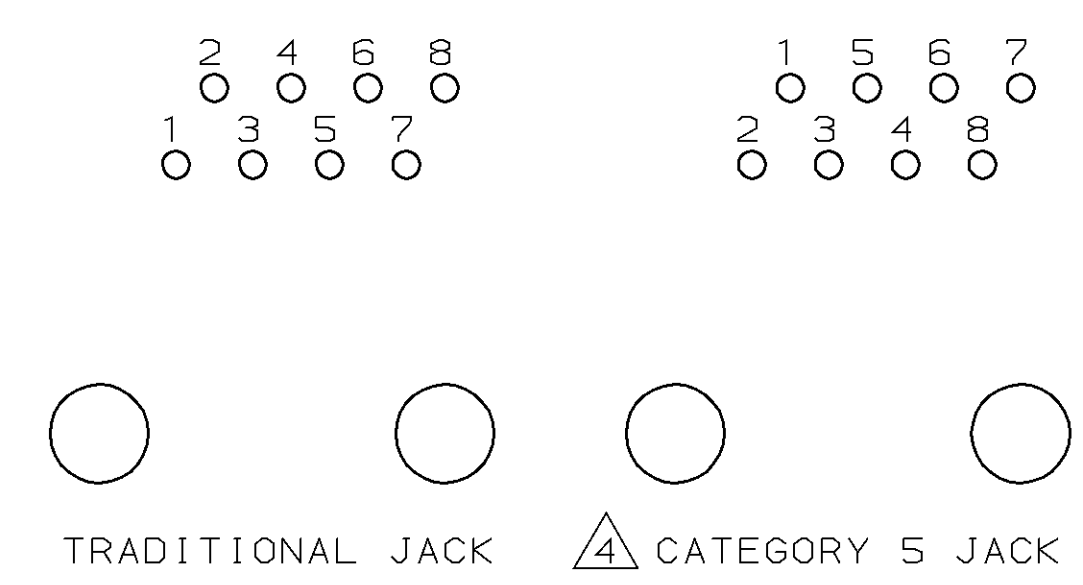


LOC	DIST	REVISIONS					
		P	LR	DESCRIPTION	DATE	DWN	APVD
AA	22	B		REV; EC 0502-0432-97	30JUL97	DLD	JT

- 1. MATERIAL: HOUSING PCT POLYESTER, BLACK, IR COMPATIBLE, UL 94V-0.
TERMINALS - 0.33 [.013] THICK PHOS BRONZE PLATED WITH 1.27μm [.000050] MINIMUM HARD GOLD IN LOCALIZED AREA AND 3.81μm [.000150] MINIMUM TIN-LEAD IN SOLDER AREA OVER 1.27μm [.000050] MINIMUM NICKEL UNDERPLATE.
SHIELD - 0.254 [.010] THICK COPPER ALLOY PLATED WITH 2.03μm [.000080] MINIMUM TIN-LEAD OVER 2.54μm [.000100] MINIMUM COPPER.
- 2. JACK CAVITY CONFORMS TO FCC RULES AND REGULATIONS, PART 68 SUBPART F.
- 3. ALL DIMENSIONS ARE NOMINAL UNLESS OTHERWISE SPECIFIED.
- 4. CAUTION: CATEGORY 5 JACK SOLDER TAIL POSITIONS DO NOT FOLLOW SAME NUMBER SEQUENCE AS THAT OF THE TRADITIONAL JACKS.



SUGGESTED PC BOARD LAYOUT
COMPONENT SIDE
SEE APPLICATION SPECIFICATION



<small>THIS DRAWING IS A CONTROLLED DOCUMENT FOR AMP INCORPORATED. IT IS SUBJECT TO CHANGE AND THE CONTROLLING ENGINEERING DEPARTMENT SHALL BE CONTACTED FOR THE LATEST REVISION.</small>		DWN H. LONG 3-8-94	AMP AMP Incorporated Harrisburg, PA 17105-3508	
DIMENSIONS: mm (INCHES)		CHK B. FOX 3-16-94	APVD G. REED 3-16-94	NAME MODULAR JACK ASSEMBLY, 6 PORT, 8 POSITION, RIGHT ANGLE, CATEGORY 5, PC BOARD GROUND SHIELD
TOLERANCES UNLESS OTHERWISE SPECIFIED: 0 PLC ±. 1 PLC ±. 2 PLC ±0.254 (.01) 3 PLC ±0.127 (.005) 4 PLC ±. ANGLES ±.		PRODUCT SPEC 108-1392	APPLICATION SPEC 114-2048	SIZE A1
MATERIAL FINISH		WEIGHT -	CAGE CODE 00779	DRAWING NO 558504
CUSTOMER DRAWING		SCALE 2:1	SHEET 1 OF 1	REV B