



Chipsmall Limited consists of a professional team with an average of over 10 year of expertise in the distribution of electronic components. Based in Hongkong, we have already established firm and mutual-benefit business relationships with customers from,Europe,America and south Asia,supplying obsolete and hard-to-find components to meet their specific needs.

With the principle of “Quality Parts,Customers Priority,Honest Operation,and Considerate Service”,our business mainly focus on the distribution of electronic components. Line cards we deal with include Microchip,ALPS,ROHM,Xilinx,Pulse,ON,Everlight and Freescale. Main products comprise IC,Modules,Potentiometer,IC Socket,Relay,Connector.Our parts cover such applications as commercial,industrial, and automotives areas.

We are looking forward to setting up business relationship with you and hope to provide you with the best service and solution. Let us make a better world for our industry!



Contact us

Tel: +86-755-8981 8866 Fax: +86-755-8427 6832

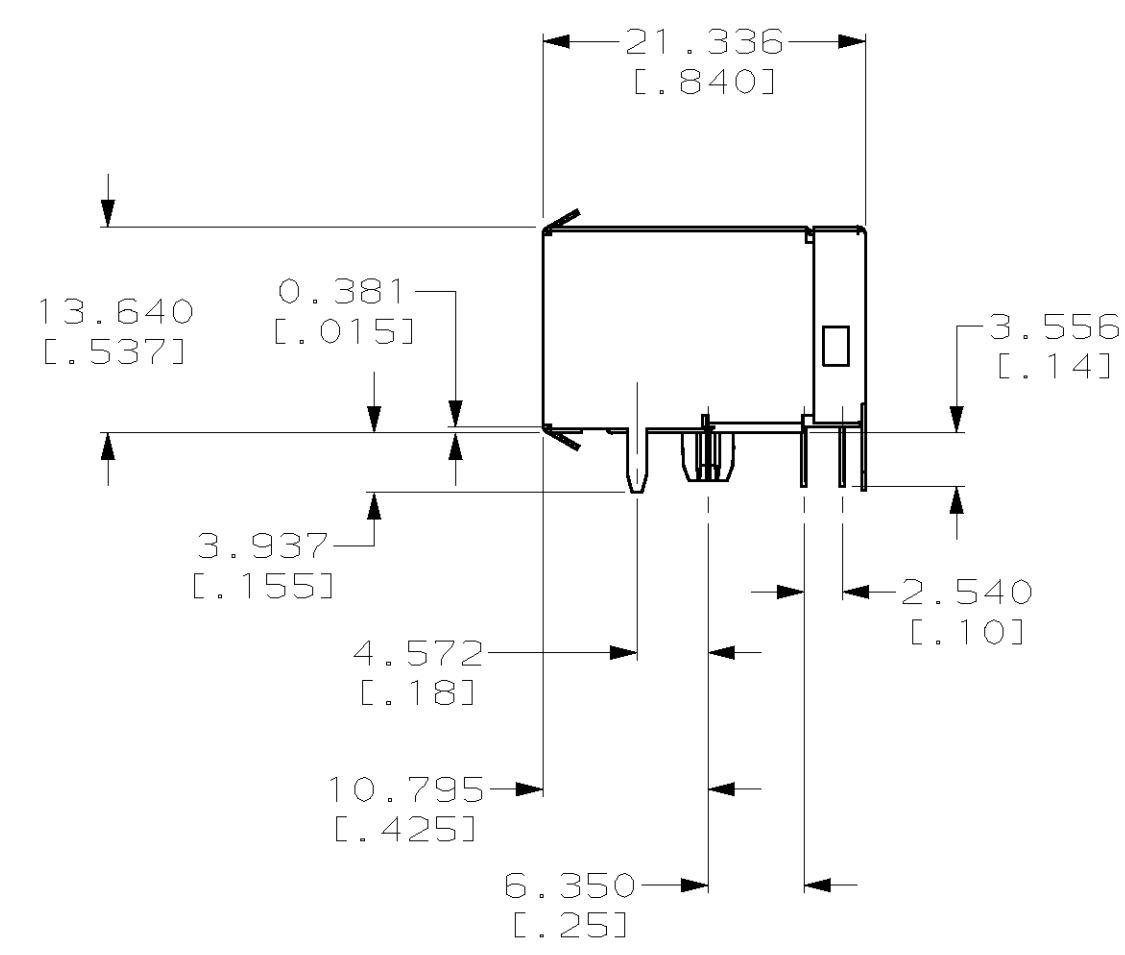
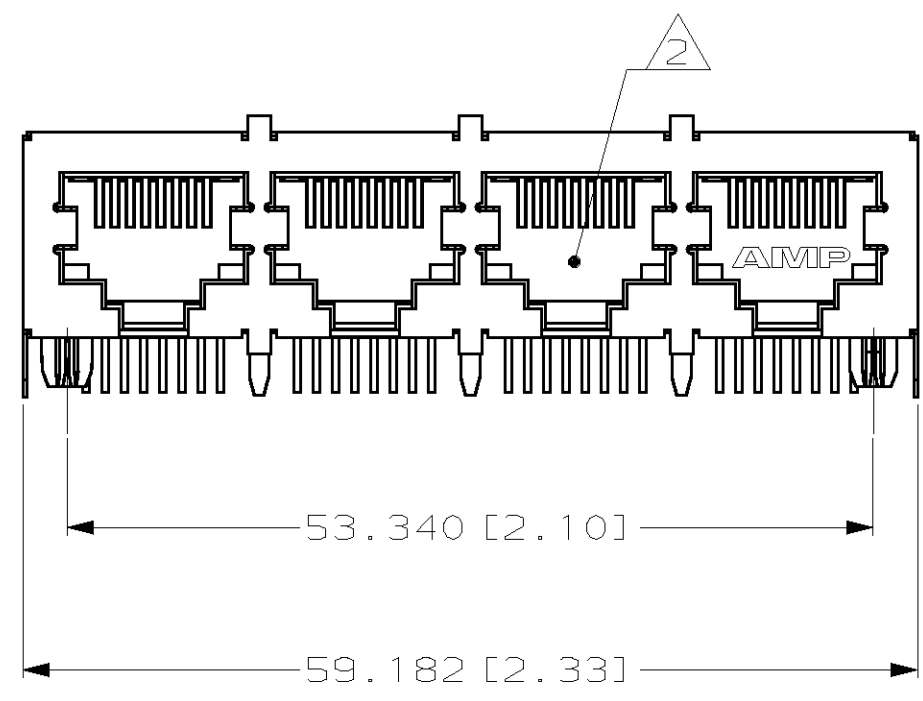
Email & Skype: info@chipsmall.com Web: www.chipsmall.com

Address: A1208, Overseas Decoration Building, #122 Zhenhua RD., Futian, Shenzhen, China

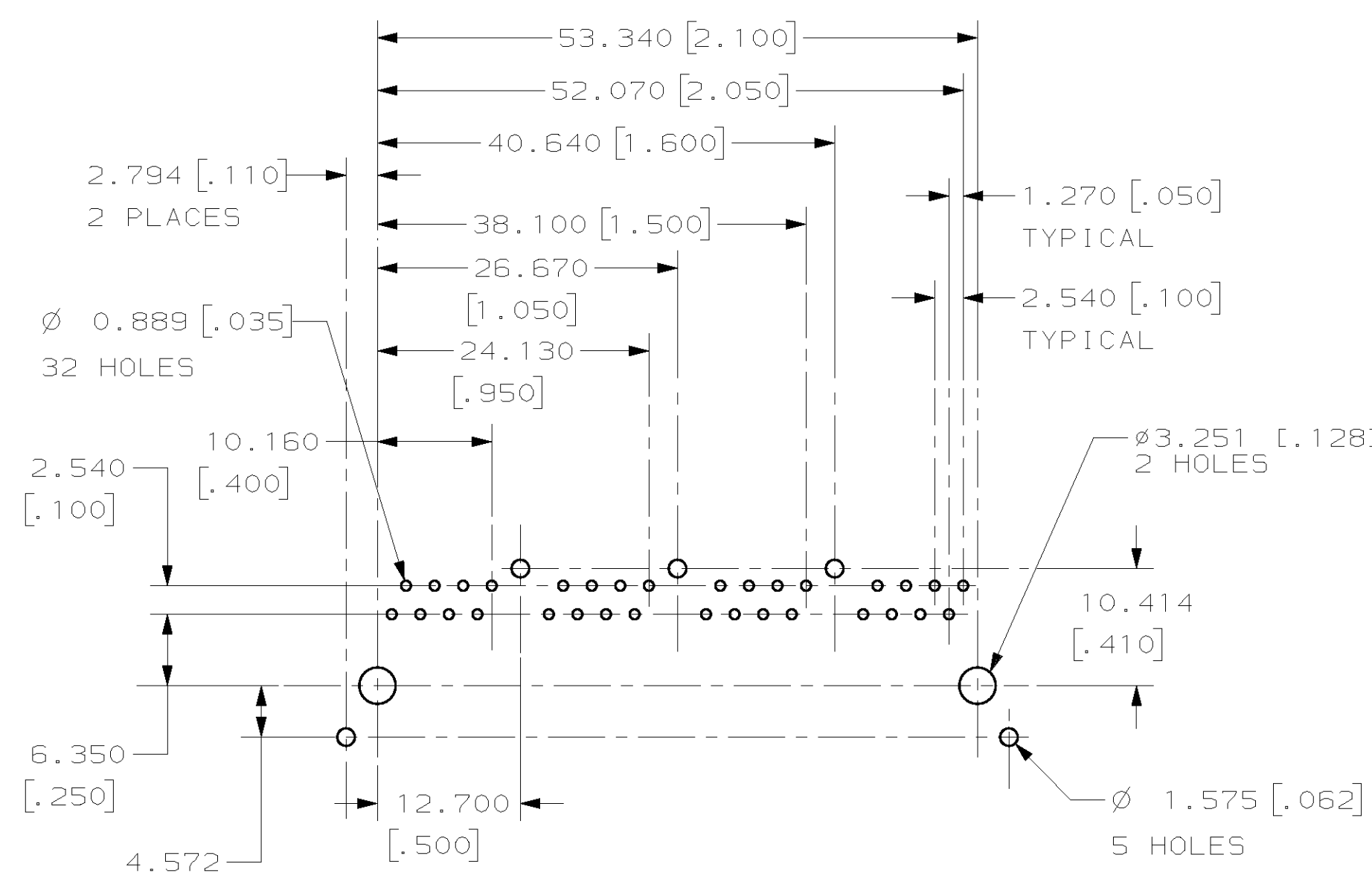


THIS DRAWING IS UNPUBLISHED. RELEASED FOR PUBLICATION .19
 (C) COPYRIGHT 19 BY AMP INCORPORATED. ALL RIGHTS RESERVED.

LOC	DIST	REVISIONS			
P	LTR	DESCRIPTION	DATE	DWN	APVD
AA	22	C	REV; EC 067A-0210-98	08FEB99	DLD CMB



- 1 MATERIAL: HOUSING - PCT POLYESTER, BLACK, IR COMPATIBLE, UL 94V-0. TERMINALS - 0.33[.013] THICK PH05 BRONZE PLATED WITH 1.27µm[.000050] MINIMUM HARD GOLD ON LOCALIZED AREA AND 3.81µm [.000150] MINIMUM TIN-LEAD IN SOLDER AREA OVER 1.27µm [.000050] MINIMUM NICKEL UNDERPLATE.
- 2 JACK CAVITY CONFORMS TO FCC RULES AND REGULATIONS, PART 68 SUBPART F.
- 3. ALL DIMENSIONS ARE NOMINAL UNLESS OTHERWISE SPECIFIED.
- 4 CAUTION: CATEGORY 5 JACK SOLDER TAIL POSITIONS DO NOT FOLLOW SAME NUMBER SEQUENCE AS THAT OF THE TRADITIONAL JACKS.



SUGGESTED PC BOARD LAYOUT
 COMPONENT SIDE
 SEE APPLICATION SPECIFICATION

THIS DRAWING IS A CONTROLLED DOCUMENT FOR AMP INCORPORATED. IF IS SUBJECT TO CHANGE AND THE CONTROLLING ENGINEERING ORGANIZATION SHOULD BE CONTACTED FOR THE LATEST REVISION.		DWN W. LONG 3-8-94	AMP Incorporated Harrisburg, PA 17105-3608	
DIMENSIONS: mm [INCHES]		CHK B. FOX 3-16-94	NAME MODULAR JACK ASSEMBLY, PORT, 8 POSITION, RIGHT ANGLE, CATEGORY 5, PC BOARD GROUND SHIELD	
TOLERANCES UNLESS OTHERWISE SPECIFIED: 0 PLC ±- 1 PLC ±- 2 PLC ±0.25[.01] 3 PLC ±0.13[.005] 4 PLC ±- ANGLES ±- FINISH		APVD G. REED 3-16-94	DRAWING NO. A2 00779 C-558524	
MATERIAL		PRODUCT SPEC 108-1392	SIZE A2	CAGE CODE 00779
		APPLICATION SPEC 114-2048	SCALE 2:1	SHEET 1 OF 1
		WEIGHT -	REV C	
		CUSTOMER DRAWING		

558524