



Chipsmall Limited consists of a professional team with an average of over 10 year of expertise in the distribution of electronic components. Based in Hongkong, we have already established firm and mutual-benefit business relationships with customers from,Europe,America and south Asia,supplying obsolete and hard-to-find components to meet their specific needs.

With the principle of "Quality Parts,Customers Priority,Honest Operation,and Considerate Service",our business mainly focus on the distribution of electronic components. Line cards we deal with include Microchip,ALPS,ROHM,Xilinx,Pulse,ON,Everlight and Freescale. Main products comprise IC,Modules,Potentiometer,IC Socket,Relay,Connector.Our parts cover such applications as commercial,industrial, and automotives areas.

We are looking forward to setting up business relationship with you and hope to provide you with the best service and solution. Let us make a better world for our industry!



Contact us

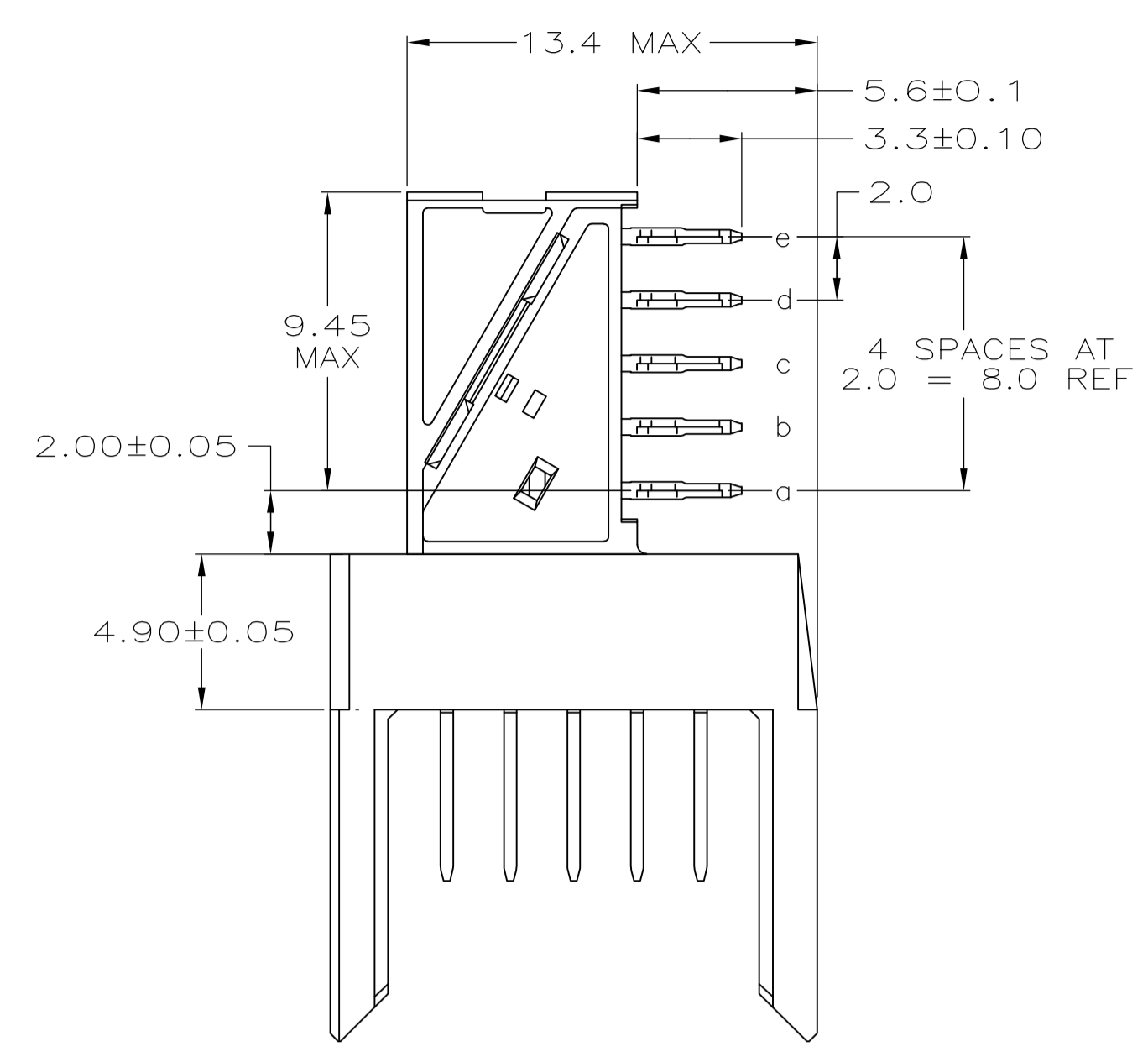
Tel: +86-755-8981 8866 Fax: +86-755-8427 6832

Email & Skype: info@chipsmall.com Web: www.chipsmall.com

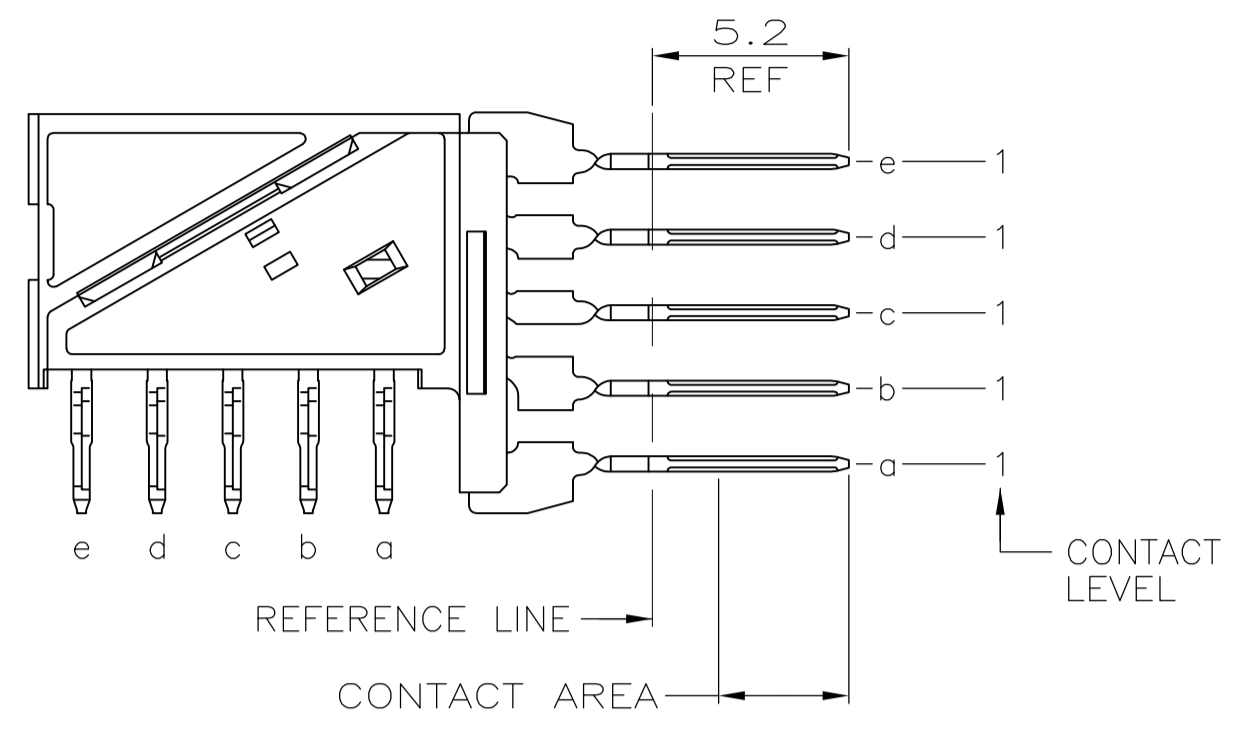
Address: A1208, Overseas Decoration Building, #122 Zhenhua RD., Futian, Shenzhen, China



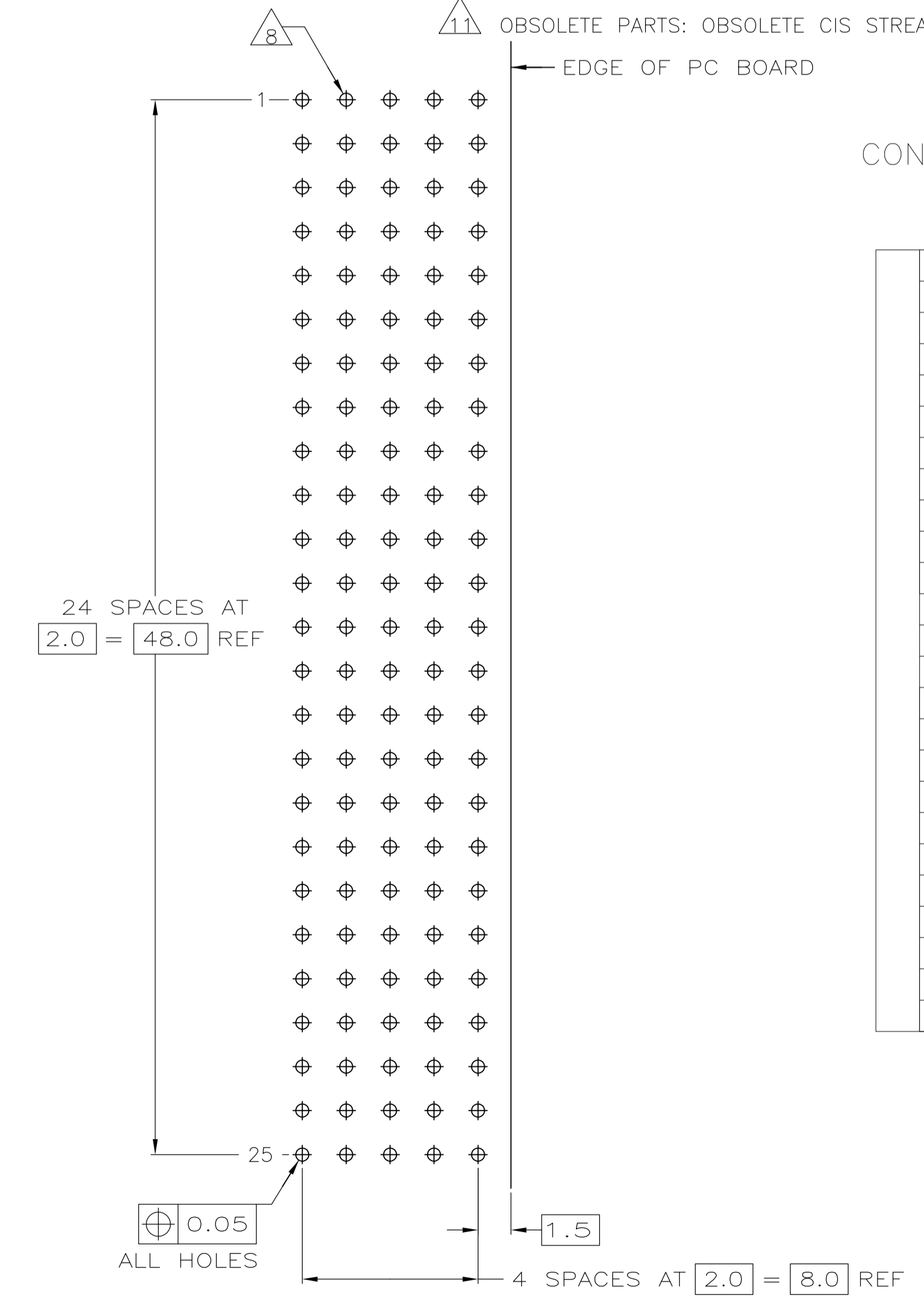
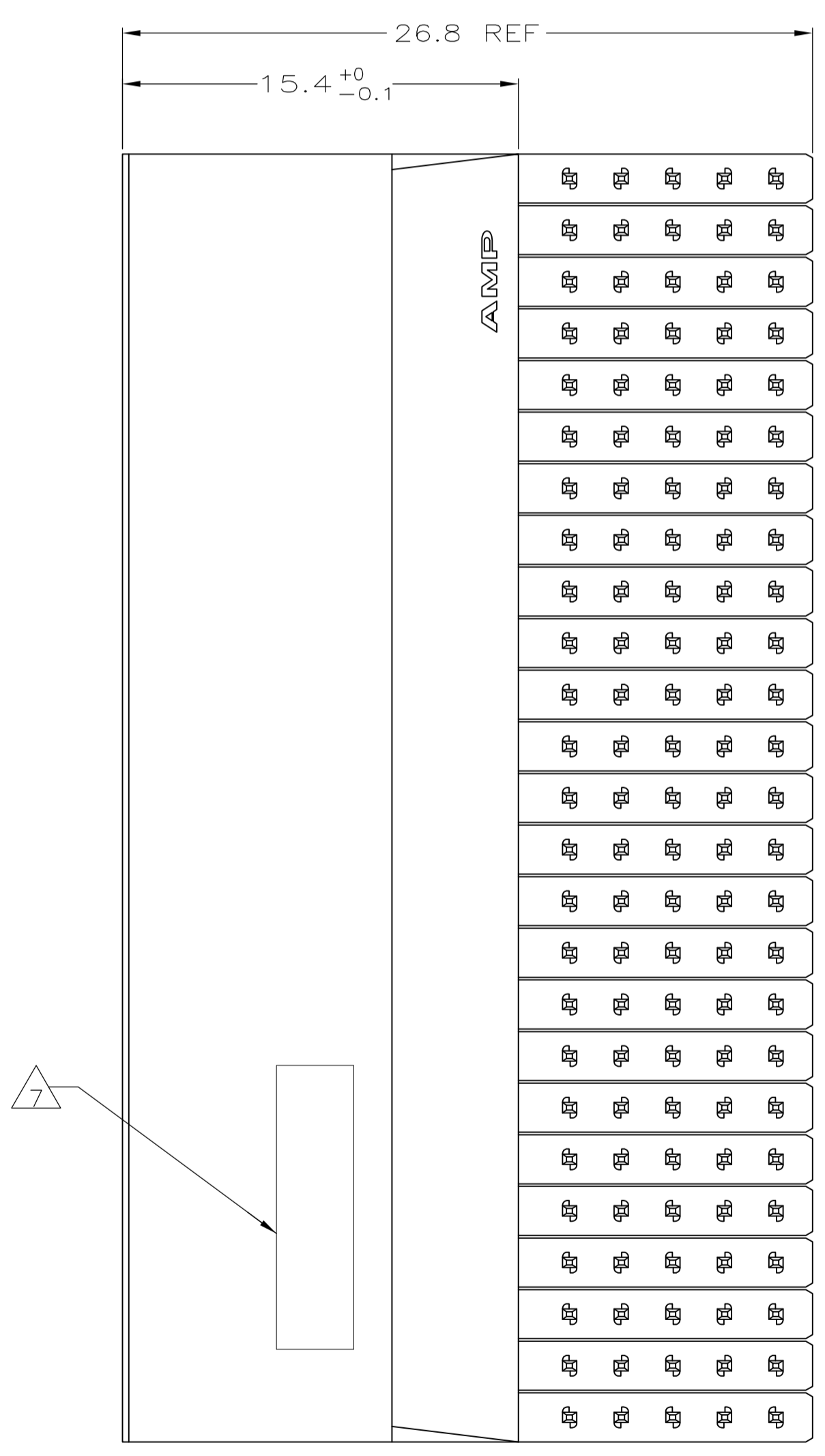
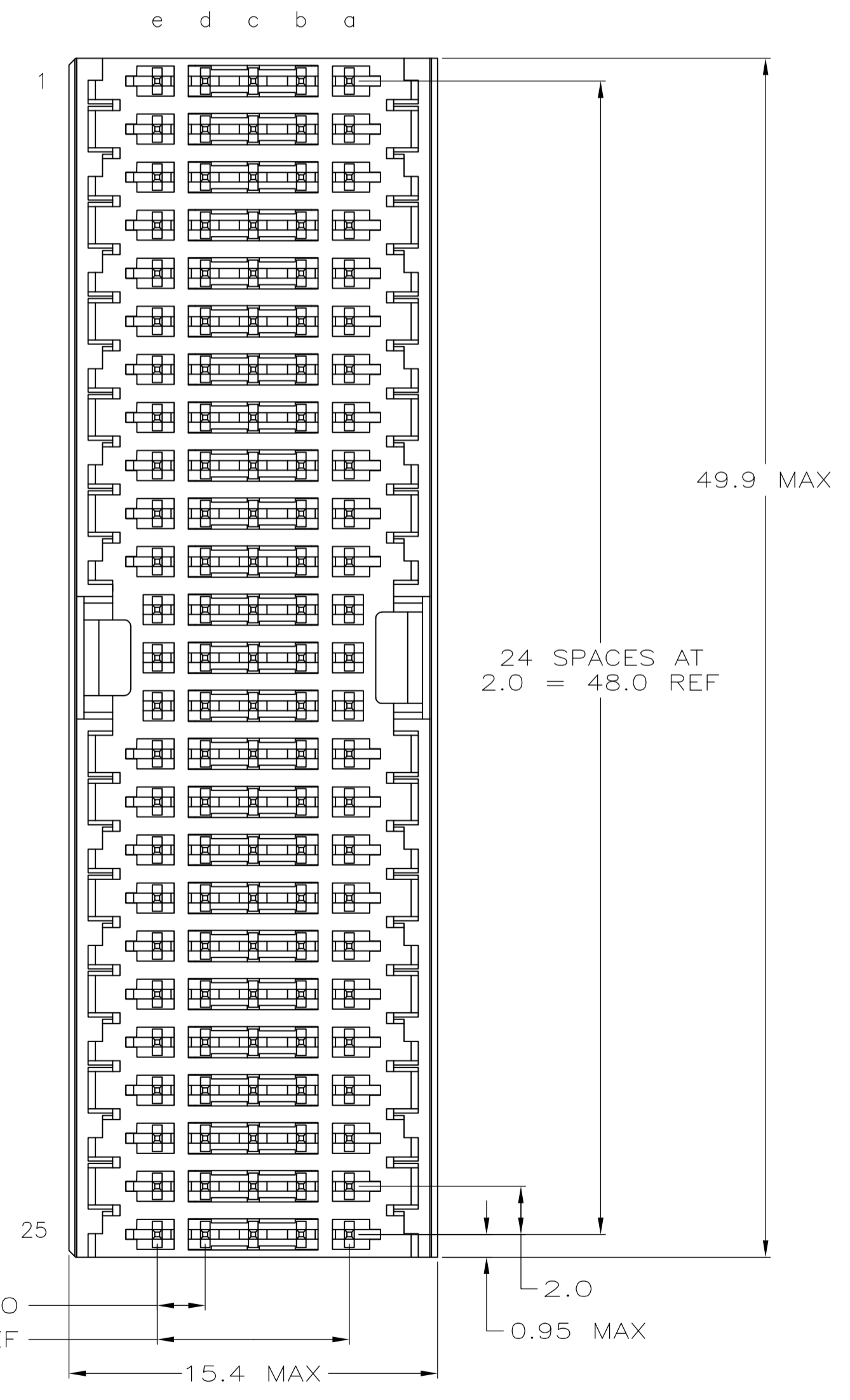
LOC		DIST		REVISIONS			
AD	00	REV	DATE	BY	APPV	DATE	REV
C		RELEASED PER ECR	ECR-11-010943	30MAY11	RC	CW	



CONTACT DIMENSIONS



- 1 MATERIAL:
CONTACT: PHOSPHOR BRONZE.
HOUSING: GLASS-FILLED POLYESTER.
- 2 GENERAL PLATING SPECIFICATION: UNDERPLATING
(ENTIRE CONTACT): 1.27µm MIN NICKEL AND ACTION
PIN: 0.5µm MIN TIN.
FOR PLATING OF MATING SURFACES SEE APPLICABLE
SPECIFICATION REFERENCE FOR EACH DASH NUMBER.
- 3 CONFORMS TO ALL TESTING ACCORDING TO IEC 61076-4-101
PERFORMANCE LEVEL 2.
- 4 CONFORMS TO ALL TESTING ACCORDING TO IEC 61076-4-101
PERFORMANCE LEVEL 1.
- 5 CONNECTOR TESTED AND QUALIFIED AGAINST TELCORDIA GR-1217-CORE QUALITY LEVEL 3,
CENTRAL OFFICE APPLICATIONS.
- 6 CONNECTOR TESTED AND QUALIFIED AGAINST TELCORDIA GR-1217-CORE QUALITY LEVEL 3,
UNCONTROLLED ENVIROMENT APPLICATIONS.
- 7 CONNECTOR MARKED WITH PART NUMBER AND DATE CODE.
ADDITIONAL CHARACTERS OR MARKINGS, AS WELL AS THE LOCATION OF THE MARKINGS,
MAY BE ADDED FOR TRACEABILITY BASED UPON MANUFACTURERS DISCRETION.
- 8 PLATED-THROUGH HOLES AT 2x2mm SQUARE GRID
PATTERN DEFINED BY CONTACT LAYOUT.
- 9 FOR ACTUAL PIN LOADING SEE "CONTACT LAYOUT".
- 10 CONNECTOR LUBRICATED WITH BELCORE APPROVED LUBRICANT,
TECHNICAL REFERENCE: TR-NWT-001217 ISSUE 1, SEP 1992.
- 11 OBSOLETE PARTS: OBSOLETE CIS STREAMLINING PER D.RENAUD/D.SINISI



CONTACT LAYOUT

e	d	c	b	a	
1	1	1	1	1	1
1	1	1	1	1	2
1	1	1	1	1	3
1	1	1	1	1	4
1	1	1	1	1	5
1	1	1	1	1	6
1	1	1	1	1	7
1	1	1	1	1	8
1	1	1	1	1	9
1	1	1	1	1	10
1	1	1	1	1	11
1	1	1	1	1	12
1	1	1	1	1	13
1	1	1	1	1	14
1	1	1	1	1	15
1	1	1	1	1	16
1	1	1	1	1	17
1	1	1	1	1	18
1	1	1	1	1	19
1	1	1	1	1	20
1	1	1	1	1	21
1	1	1	1	1	22
1	1	1	1	1	23
1	1	1	1	1	24
1	1	1	1	1	25

OBSOLETE 11	2 6 10	1-5646884-9
	2 5 10	5646884-9
	2 4	5646884-4
	2 3	5646884-1
FINISH		PART NUMBER

P.C.B. HOLE DIM. ACTION PIN

DRILLED HOLE:	0.7±0.025mm
FIN. HOLE :	0.55 TO 0.65mm
Cu-thks :	0.025 TO 0.050mm
SnPb-thks :	0.004 TO 0.010mm

THIS DRAWING IS A CONTROLLED DOCUMENT.

DIMENSIONS:	TOLERANCES UNLESS OTHERWISE SPECIFIED:
mm	±0.2
0-PLG	±
1-PLG	±
2-PLG	±
3-PLG	±
4-PLG	±
ANGLES	±
MATERIAL	FINISH
SEE TABLE	SEE TABLE

DIN B CARBO 29JUL05	APPROVED B CARBO 29JUL05	NAME	TE Connectivity
CIR B CARBO 29JUL05	APPROVED B CARBO 29JUL05	SIZE	Z-PACK 2mm HM, TYPE A/B,
PRODUCT SPEC	APPLICATION SPEC	CAGE CODE	125 POSITION RIGHT ANGLE MALE
WEIGHT	SCALE	DRAWING NO	CONNECTOR ASSEMBLY, INVERSE VERSION
A1	5:1	00779	
CUSTOMER DRAWING	SHEET 1 OF 1	5646884	REV C