



Chipsmall Limited consists of a professional team with an average of over 10 year of expertise in the distribution of electronic components. Based in Hongkong, we have already established firm and mutual-benefit business relationships with customers from,Europe,America and south Asia,supplying obsolete and hard-to-find components to meet their specific needs.

With the principle of "Quality Parts,Customers Priority,Honest Operation,and Considerate Service",our business mainly focus on the distribution of electronic components. Line cards we deal with include Microchip,ALPS,ROHM,Xilinx,Pulse,ON,Everlight and Freescale. Main products comprise IC,Modules,Potentiometer,IC Socket,Relay,Connector.Our parts cover such applications as commercial,industrial, and automotives areas.

We are looking forward to setting up business relationship with you and hope to provide you with the best service and solution. Let us make a better world for our industry!



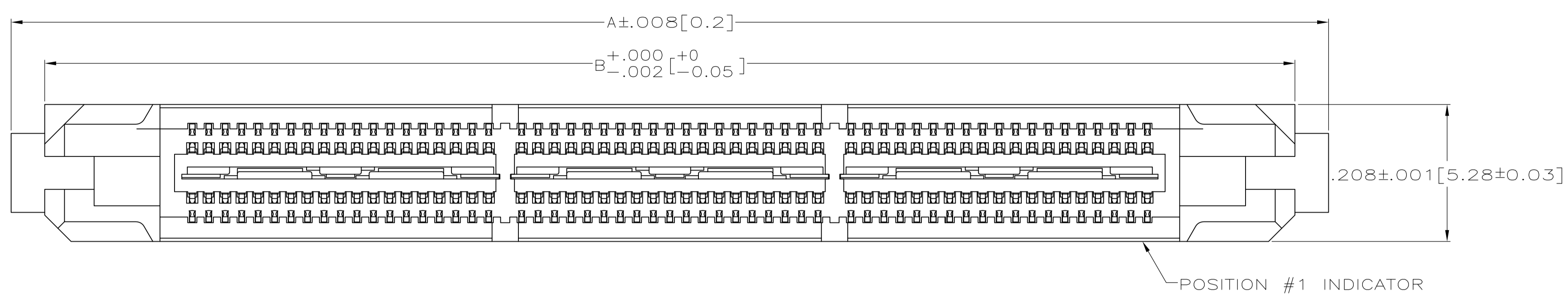
## Contact us

Tel: +86-755-8981 8866 Fax: +86-755-8427 6832

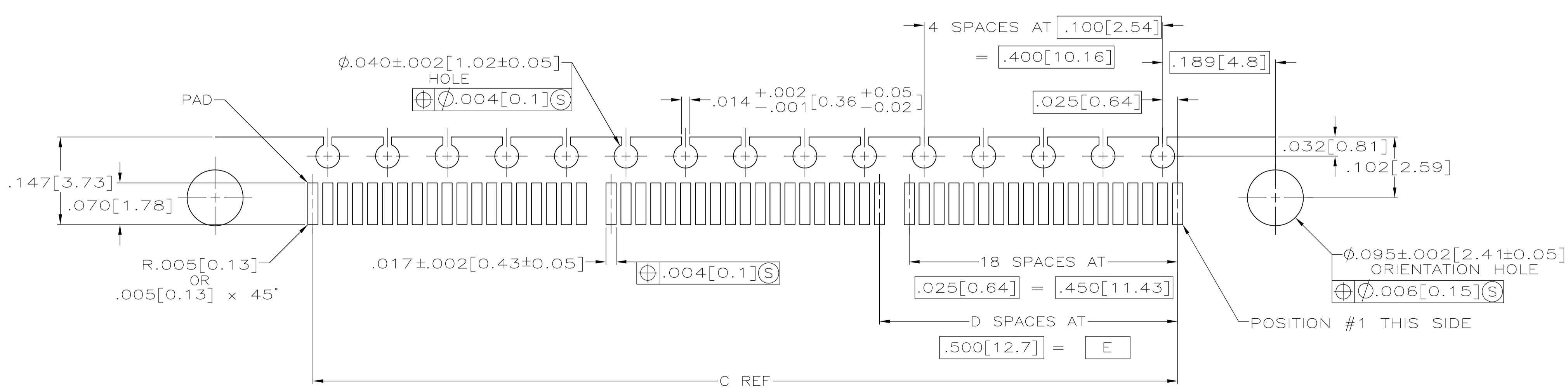
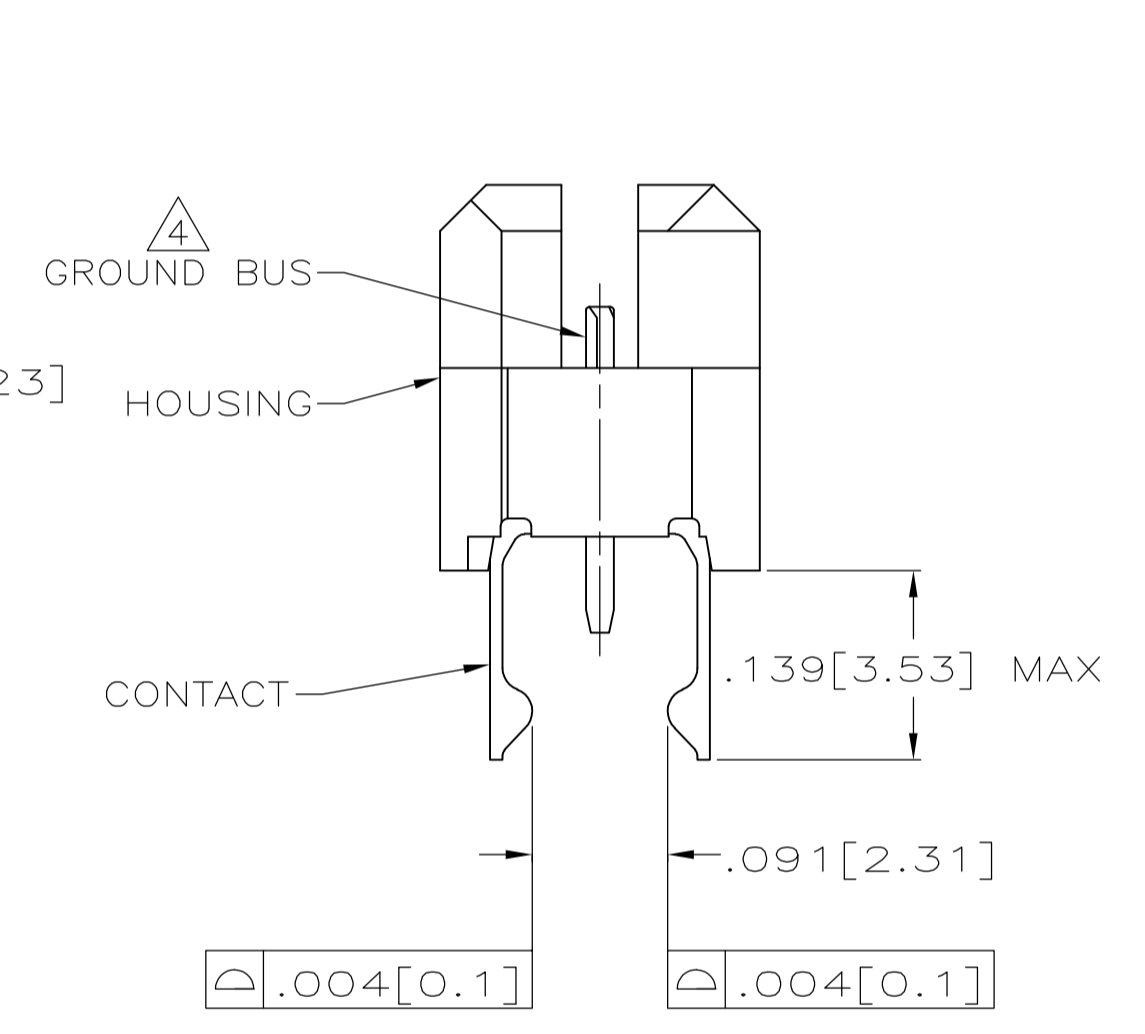
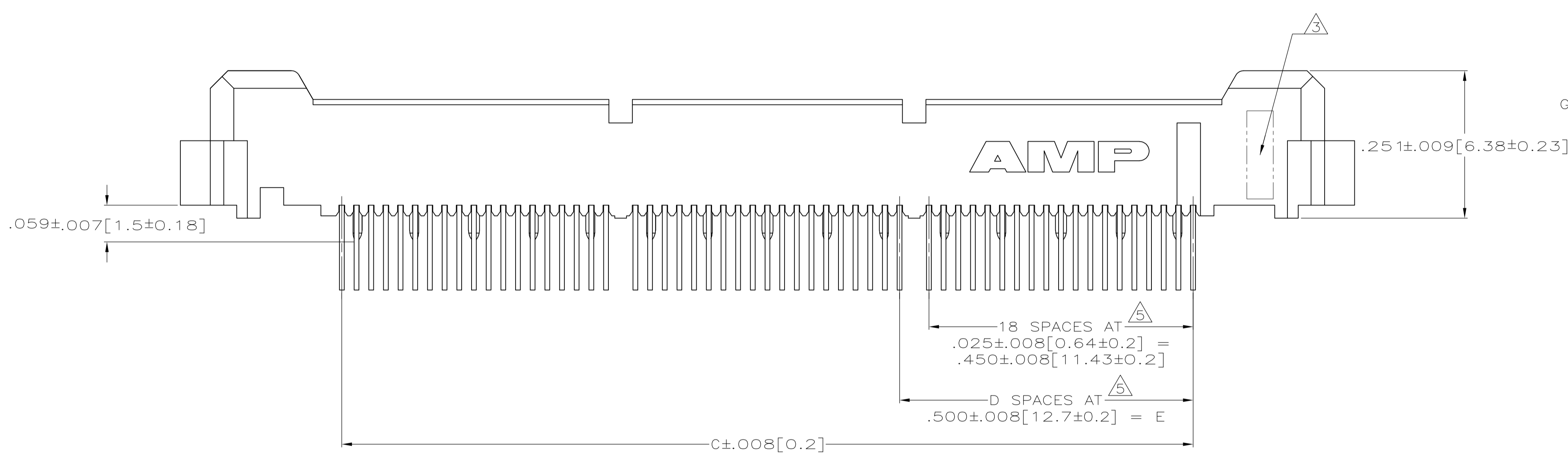
Email & Skype: info@chipsmall.com Web: www.chipsmall.com

Address: A1208, Overseas Decoration Building, #122 Zhenhua RD., Futian, Shenzhen, China





- 1 HOUSING: LIQUID CRYSTAL POLYMER, COLOR BLACK.  
CONTACTS: HIGH RELIABILITY COPPER ALLOY.  
GROUND BUSES: BRASS, UNS C26000
- 2 CONTACTS & GROUND BUSES: NICKEL UNDERPLATE ALL OVER, MATING SURFACE PLATED TO MEET LEVEL 2 PERFORMANCE REQUIREMENTS OF TE PRODUCT SPECIFICATION 108-1422, SOLDER TAILS PLATED MATTE TIN.
- 3 DATE CODE MARKED IN AREA INDICATED ON SAME SIDE AS POSITION #1.
- 4 ONE GROUND BUS WITH 5 TAILS PER EACH MODULE.
- 5 TOLERANCE NON-ACCUMULATIVE.



RECOMMENDED PC BOARD LAYOUT  
(MIRROR IMAGE ON OPPOSITE SIDE)

3.000 [76.2]	6	3.450 [87.63]	3.898 [99]	4.000 [101.6]	266	5767039-7
2.500 [63.5]	5	2.950 [74.93]	3.398 [86.31]	3.500 [88.9]	228	5767039-6
2.000 [50.8]	4	2.450 [62.23]	2.898 [73.61]	3.000 [76.2]	190	5767039-5
1.500 [38.1]	3	1.950 [49.53]	2.398 [60.91]	2.500 [63.5]	152	5767039-4
1.000 [25.4]	2	1.450 [36.83]	1.898 [48.21]	2.000 [50.8]	114	5767039-3
.500 [12.7]	1	.950 [24.13]	1.398 [35.51]	1.500 [38.1]	76	5767039-2
.000 [0]	0	.450 [11.43]	.898 [22.81]	1.000 [25.4]	38	5767039-1
E	D	C	B	A	NO OF POS	PART NUMBER

THIS DRAWING IS A CONTROLLED DOCUMENT.		DIN G. ATTADIA 25 OCT 04	 TE Connectivity
DIMENSIONS: INCHES		CIK D. DIXON 25 OCT 04	
TOLERANCES UNLESS OTHERWISE SPECIFIED:		NAME	PLUG ASSEMBLY, RIGHT ANGLE, .025 [0.64] CENTER LINE, .093 [2.36] PCB, MICTOR
0 PLC ± -		PRODUCT SPEC	
1 PLC ± -		108-1422	
2 PLC ± -		APPLICATION SPEC	
3 PLC ± .005 [0.13]		114-13088	
4 PLC ± -		SIZE	CAGE CODE
ANGLES ± -		WEIGHT	DRAWING NO
FINISH		A1 00779	5767039
CUSTOMER DRAWING		SCALE	1:1
		SHEET	1 OF 1
		REV	C1