



Chipsmall Limited consists of a professional team with an average of over 10 year of expertise in the distribution of electronic components. Based in Hongkong, we have already established firm and mutual-benefit business relationships with customers from,Europe,America and south Asia,supplying obsolete and hard-to-find components to meet their specific needs.

With the principle of “Quality Parts,Customers Priority,Honest Operation,and Considerate Service”,our business mainly focus on the distribution of electronic components. Line cards we deal with include Microchip,ALPS,ROHM,Xilinx,Pulse,ON,Everlight and Freescale. Main products comprise IC,Modules,Potentiometer,IC Socket,Relay,Connector.Our parts cover such applications as commercial,industrial, and automotives areas.

We are looking forward to setting up business relationship with you and hope to provide you with the best service and solution. Let us make a better world for our industry!



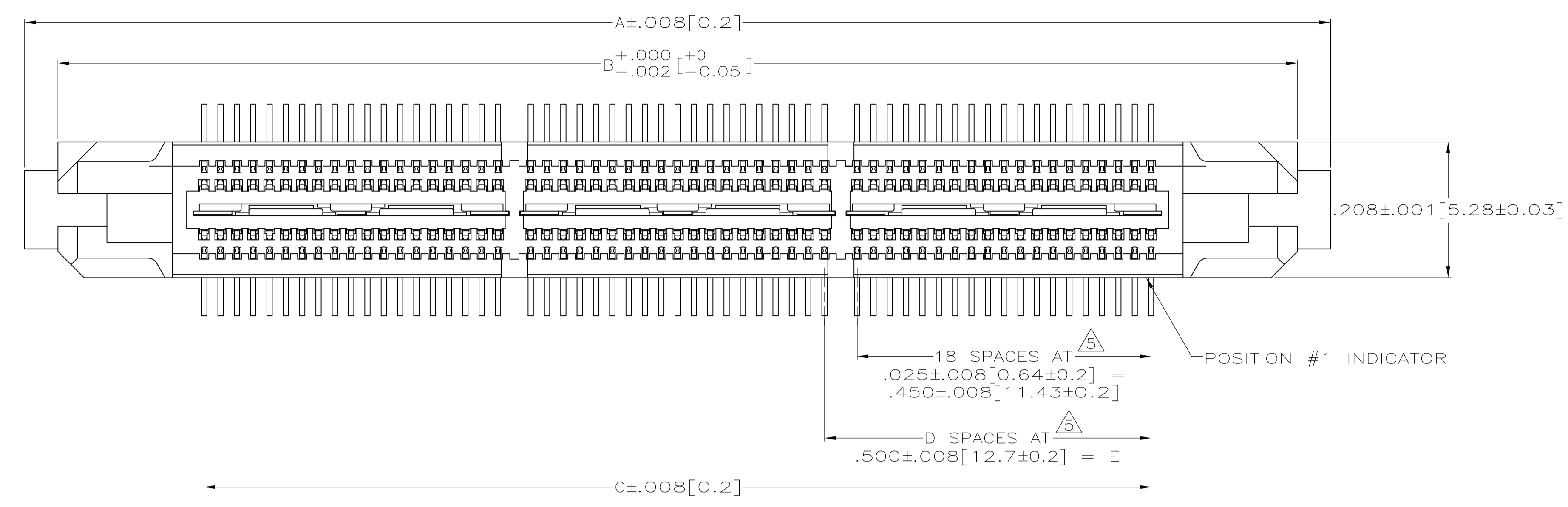
Contact us

Tel: +86-755-8981 8866 Fax: +86-755-8427 6832

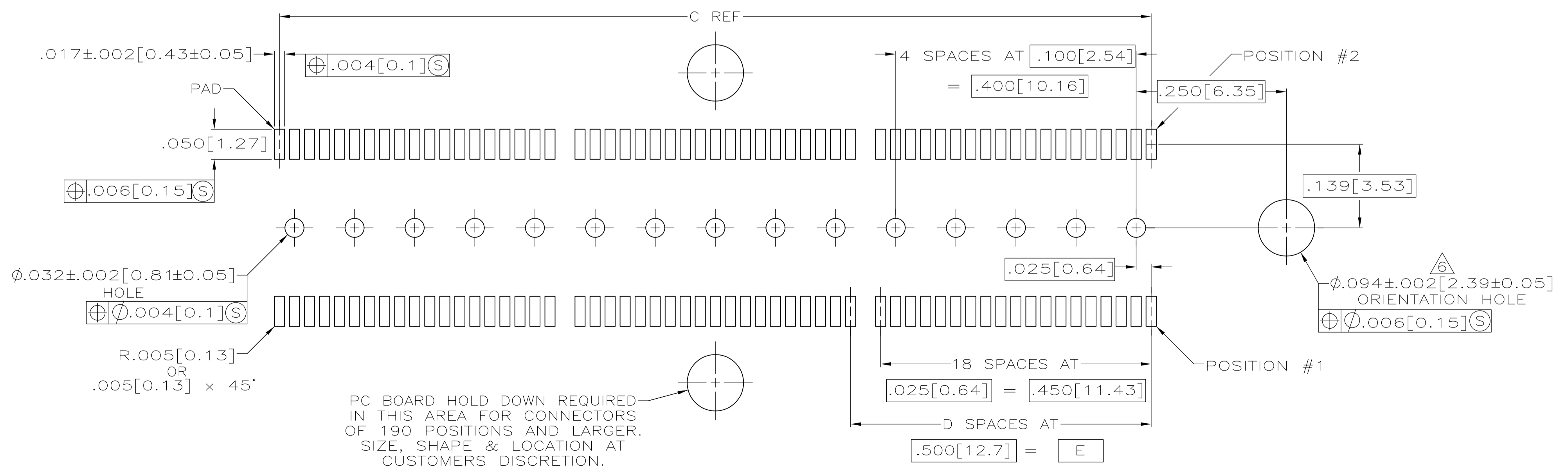
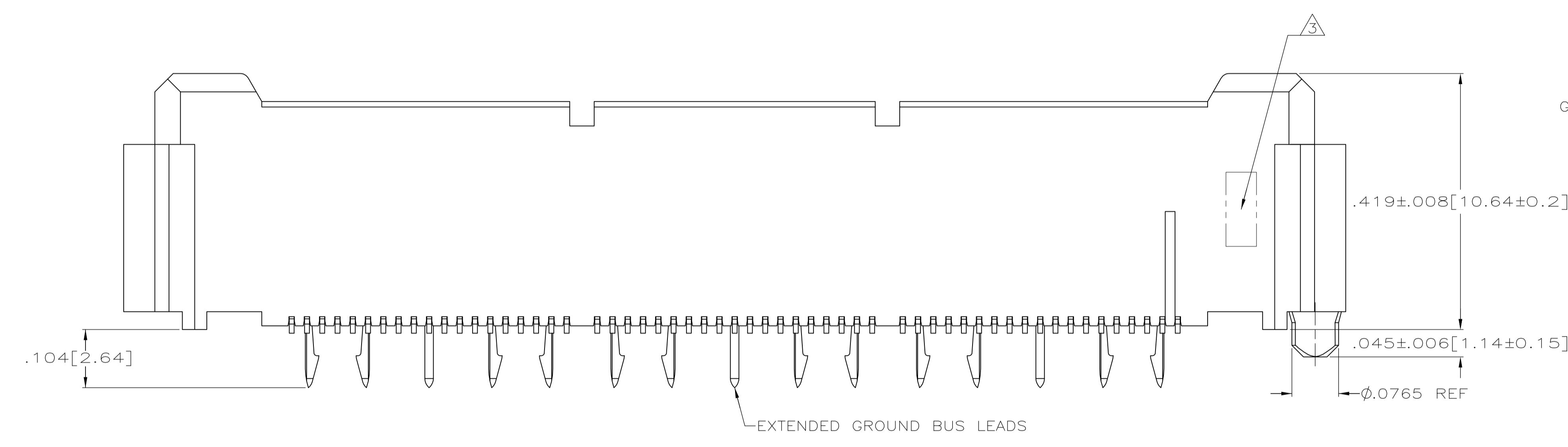
Email & Skype: info@chipsmall.com Web: www.chipsmall.com

Address: A1208, Overseas Decoration Building, #122 Zhenhua RD., Futian, Shenzhen, China





- 1 HOUSING: LIQUID CRYSTAL POLYMER, COLOR BLACK.
CONTACTS: HIGH RELIABILITY COPPER ALLOY.
GROUND BUSES: BRASS, UNS C26000
- 2 CONTACTS & GROUND BUSES: NICKEL UNDERPLATE ALL OVER, MATING SURFACE PLATED TO MEET LEVEL 2 PERFORMANCE REQUIREMENTS OF TE PRODUCT SPECIFICATION 108-1422, SOLDER TAILS PLATED MATTE TIN.
- 3 DATE CODE MARKED IN AREA INDICATED ON SAME SIDE AS POSITION #1.
- 4 ONE GROUND BUS WITH 5 TAILS PER EACH MODULE.
- 5 TOLERANCE ARE NON-ACCUMULATIVE.
- 6 FOR SLIP-FIT APPLICATIONS, ORIENTATION HOLE TO BE $\phi .079 \pm .001 [2.00 \pm 0.03]$.
- 7 OBSOLETE



RECOMMENDED PC BOARD LAYOUT (VIEWED FROM CONNECTOR SIDE)

| | | | | | | |
|--------------|---|---------------|---------------|---------------|-----------|-------------|
| 3.000 [76.2] | 6 | 3.450 [87.63] | 3.898 [99] | 4.000 [101.6] | 266 | 5767087-7 |
| 2.500 [63.5] | 5 | 2.950 [74.93] | 3.398 [86.31] | 3.500 [88.9] | 228 | 5767087-6 |
| 2.000 [50.8] | 4 | 2.450 [62.23] | 2.898 [73.61] | 3.000 [76.2] | 190 | 5767087-5 |
| 1.500 [38.1] | 3 | 1.950 [49.53] | 2.398 [60.91] | 2.500 [63.5] | 152 | 5767087-4 |
| 1.000 [25.4] | 2 | 1.450 [36.83] | 1.898 [48.21] | 2.000 [50.8] | 114 | 5767087-3 |
| .500 [12.7] | 1 | .950 [24.13] | 1.398 [35.51] | 1.500 [38.1] | 76 | 5767087-2 |
| .000 [0] | 0 | .450 [11.43] | .898 [22.81] | 1.000 [25.4] | 38 | 5767087-1 |
| E | D | C | B | A | NO OF POS | PART NUMBER |

THIS DRAWING IS A CONTROLLED DOCUMENT.

DIMENSIONS: INCHES
 TOLERANCES UNLESS OTHERWISE SPECIFIED:
 0. PLC ± -
 1. PLC ± -
 2. PLC ± -
 3. PLC ± -.005(0.13)
 4. PLC ± -
 ANGLES ± -

MATERIAL: 1
 FINISH: 2

THIS DRAWING IS A CONTROLLED DOCUMENT.
 BIN: G. ATTADIA 26 OCT 04
 CHK: D. DIXON 26 OCT 04
 APVD: D. DIXON 26 OCT 04
 NAME: PLUG ASSEMBLY, .430 [10.92] VERTICAL, GULL WING LEADS, .025 [0.64] CENTER LINE, MICTOR
 PRODUCT SPEC: 108-1422
 APPLICATION SPEC: 114-11004
 WEIGHT: -
 CUSTOMER DRAWING

SCALE: 8:1
 SHEET: 1 of 1
 REV: B1