



Chipsmall Limited consists of a professional team with an average of over 10 year of expertise in the distribution of electronic components. Based in Hongkong, we have already established firm and mutual-benefit business relationships with customers from,Europe,America and south Asia,supplying obsolete and hard-to-find components to meet their specific needs.

With the principle of "Quality Parts,Customers Priority,Honest Operation,and Considerate Service",our business mainly focus on the distribution of electronic components. Line cards we deal with include Microchip,ALPS,ROHM,Xilinx,Pulse,ON,Everlight and Freescale. Main products comprise IC,Modules,Potentiometer,IC Socket,Relay,Connector.Our parts cover such applications as commercial,industrial, and automotives areas.

We are looking forward to setting up business relationship with you and hope to provide you with the best service and solution. Let us make a better world for our industry!



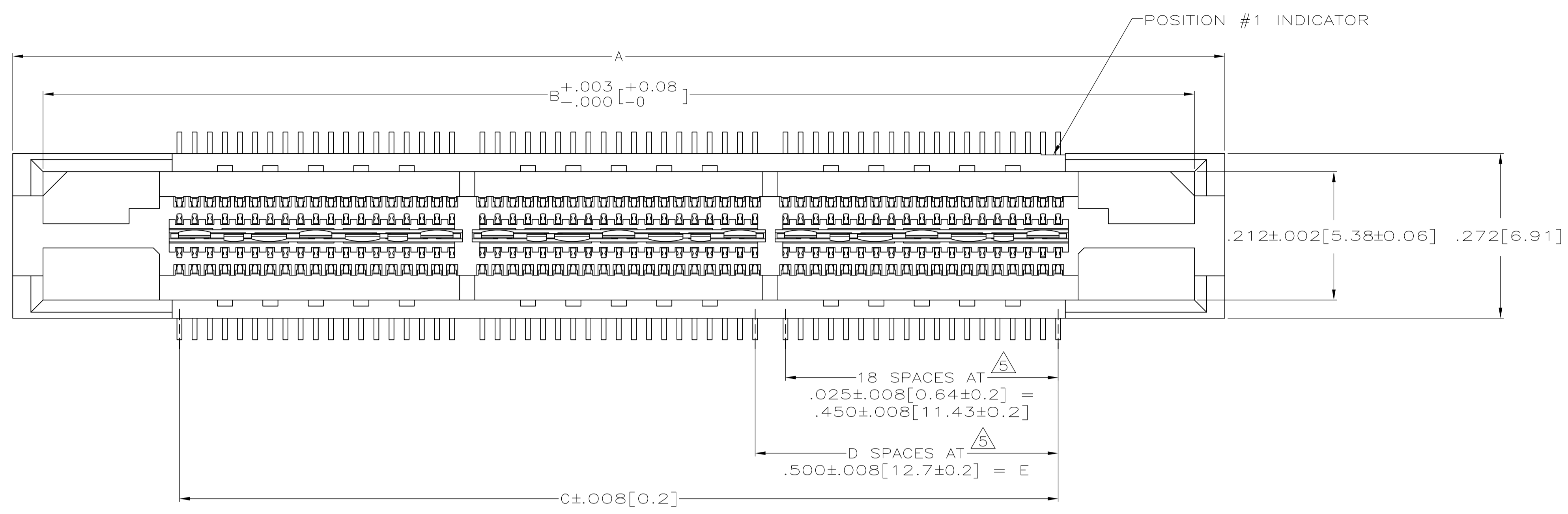
## Contact us

Tel: +86-755-8981 8866 Fax: +86-755-8427 6832

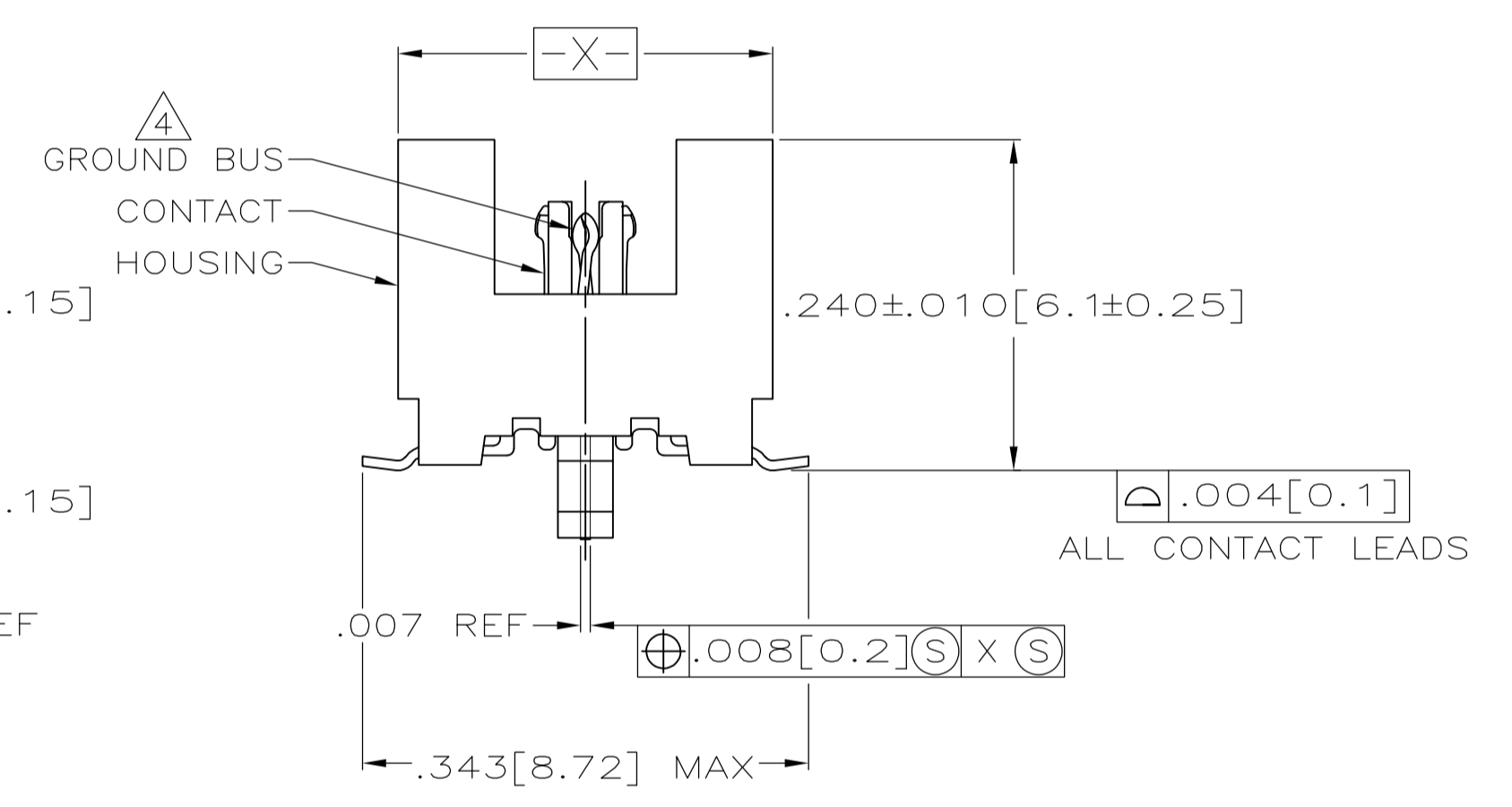
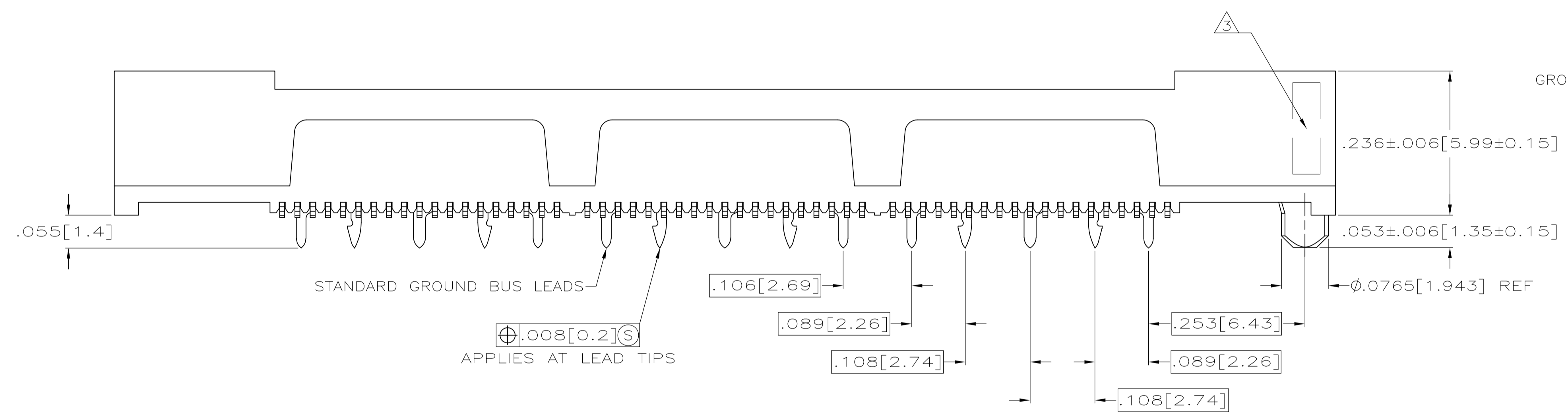
Email & Skype: info@chipsmall.com Web: www.chipsmall.com

Address: A1208, Overseas Decoration Building, #122 Zhenhua RD., Futian, Shenzhen, China





- $\triangle 1$  HOUSING: LIQUID CRYSTAL POLYMER, COLOR BLACK.  
CONTACTS: HIGH RELIABILITY COPPER ALLOY.  
GROUND BUSES: PHOSPHOR BRONZE ALLOY, UNS C51100.
- $\triangle 2$  CONTACTS & GROUND BUSES: NICKEL UNDERPLATE ALL OVER, MATING SURFACE PLATED TO MEET LEVEL 1 PERFORMANCE REQUIREMENTS OF TE CONNECTIVITY PRODUCT SPECIFICATION 108-1422, SOLDER TAILS PLATED MATTE TIN.
- $\triangle 3$  DATE CODE MARKED IN AREA INDICATED ON SIDE OPPOSITE POSITION #1.
- $\triangle 4$  ONE GROUND BUS WITH 5 TAILS PER EACH MODULE.
- $\triangle 5$  TOLERANCE NON-ACCUMULATIVE.
- $\triangle 6$  FOR STANDARD APPLICATIONS, ORIENTATION HOLE TO BE  $\phi .094 \pm .002 [2.39 \pm 0.05]$ .  
FOR SLIP-FIT APPLICATIONS, ORIENTATION HOLE TO BE  $\phi .079 \pm .001 [2.00 \pm 0.03]$ .
- $\triangle 7$  CONNECTORS PACKAGED ON 13 INCH DIA REELS PER EIA 481.
- $\triangle 8$  NOT RELEASED FOR PRODUCTION.



SEE SHEET 2 FOR RECOMMENDED PC BOARD LAYOUT AND PACKAGING DETAIL

$\triangle 8$	YES	4.724 [120]	3.000 [76.2]	6	3.450 [87.63]	3.900 [99.06]	4.000 [101.6]	266	1-5767096-4
$\triangle 8$	YES	4.094 [104]	2.500 [63.5]	5	2.950 [74.93]	3.400 [86.36]	3.500 [88.9]	228	1-5767096-3
	YES	3.465 [88]	2.000 [50.8]	4	2.450 [62.23]	2.900 [73.66]	3.000 [76.2]	190	1-5767096-2
	YES	3.465 [88]	1.500 [38.1]	3	1.950 [49.53]	2.400 [60.96]	2.500 [63.5]	152	1-5767096-1
	YES	2.835 [72]	1.000 [25.4]	2	1.450 [36.83]	1.900 [48.26]	2.000 [50.8]	114	1-5767096-0
	YES	2.205 [56]	.500 [12.7]	1	.950 [24.13]	1.400 [35.56]	1.500 [38.1]	76	5767096-9
	YES	1.732 [44]	.000 [0]	0	.450 [11.43]	.900 [22.86]	1.000 [25.4]	38	5767096-8
$\triangle 8$	NO	4.724 [120]	3.000 [76.2]	6	3.450 [87.63]	3.900 [99.06]	4.000 [101.6]	266	5767096-7
$\triangle 8$	NO	4.094 [104]	2.500 [63.5]	5	2.950 [74.93]	3.400 [86.36]	3.500 [88.9]	228	5767096-6
	NO	3.465 [88]	2.000 [50.8]	4	2.450 [62.23]	2.900 [73.66]	3.000 [76.2]	190	5767096-5
	NO	3.465 [88]	1.500 [38.1]	3	1.950 [49.53]	2.400 [60.96]	2.500 [63.5]	152	5767096-4
	NO	2.835 [72]	1.000 [25.4]	2	1.450 [36.83]	1.900 [48.26]	2.000 [50.8]	114	5767096-3
	NO	2.205 [56]	.500 [12.7]	1	.950 [24.13]	1.400 [35.56]	1.500 [38.1]	76	5767096-2
	NO	1.732 [44]	.000 [0]	0	.450 [11.43]	.900 [22.86]	1.000 [25.4]	38	5767096-1
	VACUUM COVER INCLUDED	F	E	D	C	B	A	NO OF POS	PART NUMBER

THIS DRAWING IS A CONTROLLED DOCUMENT.

DIMENSIONS: INCHES

TOLERANCES UNLESS OTHERWISE SPECIFIED:

0 PLC	$\pm$	-
1 PLC	$\pm$	-
2 PLC	$\pm$	-
3 PLC	$\pm$	.005(0.13)
4 PLC	$\pm$	-
ANGLES	$\pm$	-

MATERIAL:  $\triangle 1$  FINISH:  $\triangle 2$

APPROVED: G. ATTADIA, 26 OCT 04  
 CHK: D. DIXON, 26 OCT 04  
 APVD: D. DIXON, 26 OCT 04

NAME: RECEPTACLE ASSEMBLY, VERTICAL, .025[0.64]CL, GULL WING LEADS, POCKET TAPE PACKAGED, MICTOR

PRODUCT SPEC: 108-1422

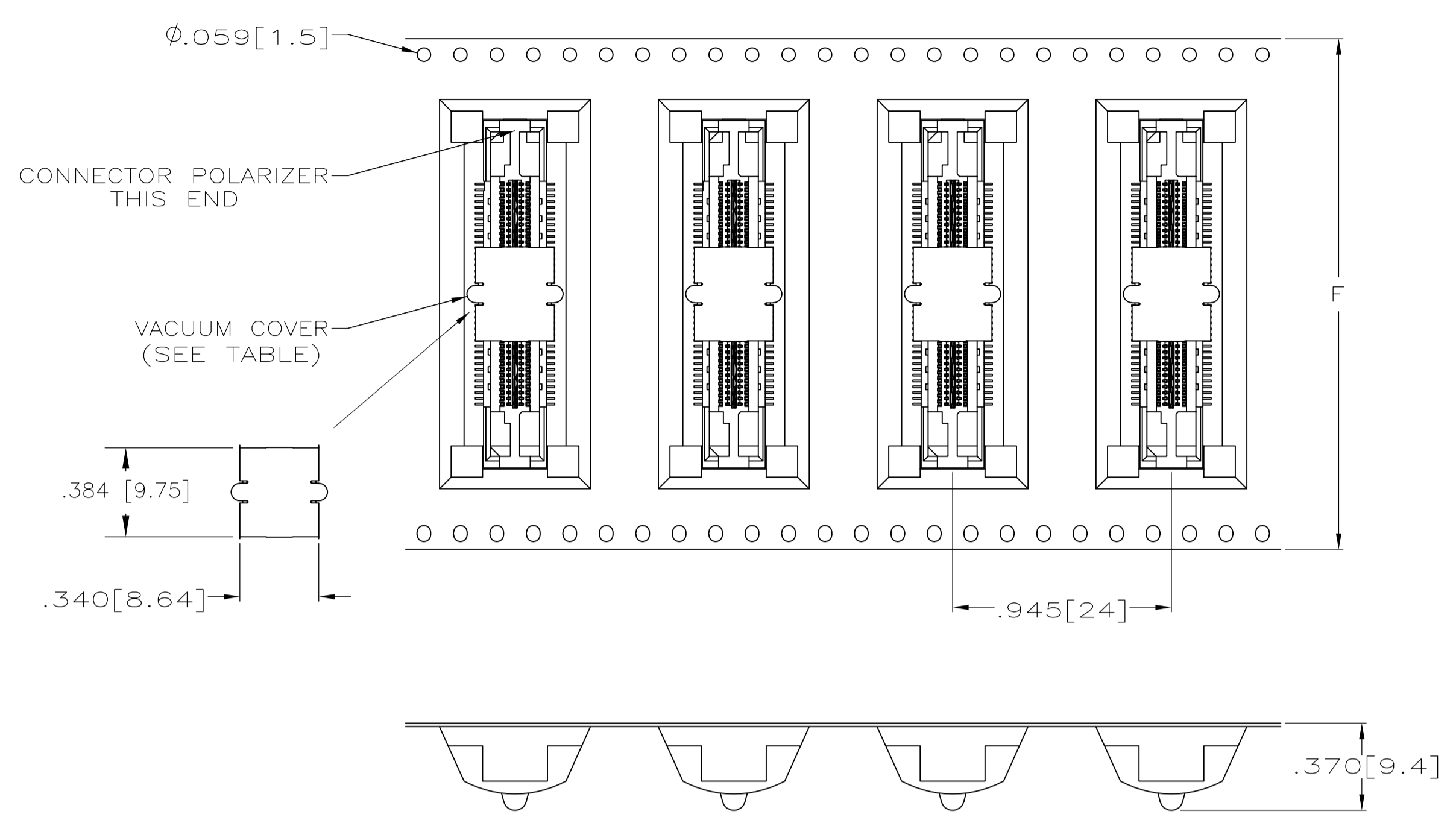
APPLICATION SPEC: 114-11004

SIZE: A1

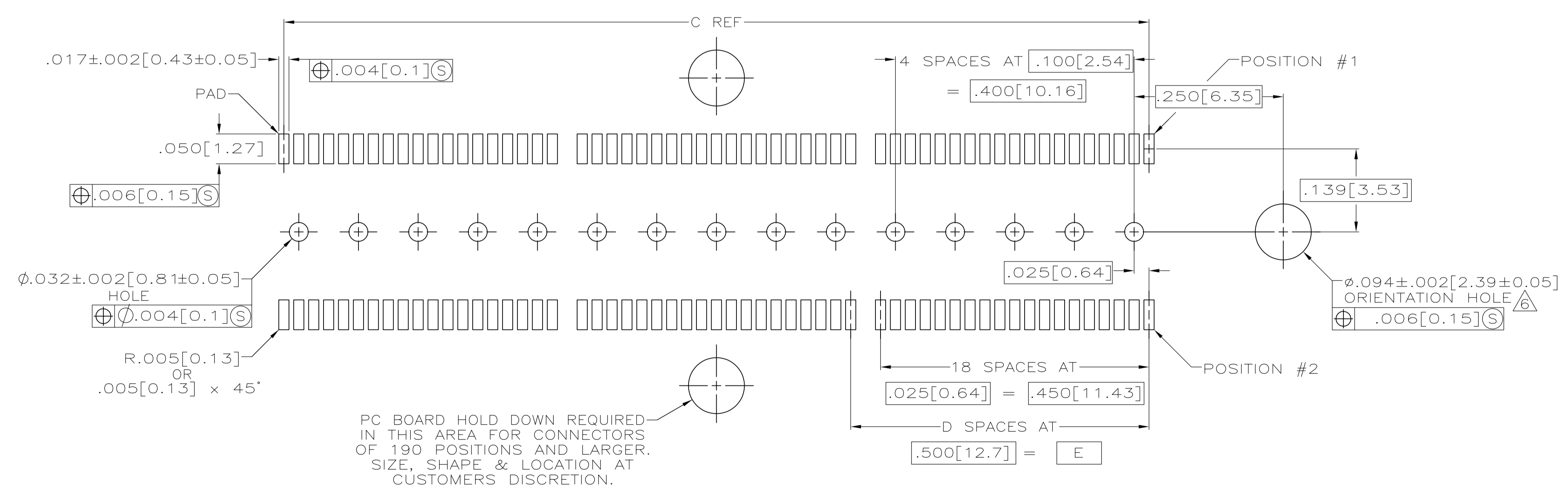
WEIGHT: -

CUSTOMER DRAWING

SCALE: 8:1 SHEET 1 OF 2 REV B2



PACKAGING DETAIL  $\Delta$   
SCALE 2:1  
DIMENSIONS ARE FOR REFERENCE



RECOMMENDED PC BOARD LAYOUT  
(VIEWED FROM CONNECTOR SIDE)

THIS DRAWING IS A CONTROLLED DOCUMENT.		DWG	G. ATTADIA	26 OCT 04	 TE Connectivity
		CHK	D. DIXON	26 OCT 04	
		APP'D	D. DIXON	26 OCT 04	NAME
					PRODUCT SPEC
					APPLICATION SPEC
					RESTRICTED TO
		SIZE	A1 00779 C=5767096		
		WEIGHT	-		
		CUSTOMER DRAWING		SCALE 8:1	SHEET 2 OF 2 REV B2