



Chipsmall Limited consists of a professional team with an average of over 10 year of expertise in the distribution of electronic components. Based in Hongkong, we have already established firm and mutual-benefit business relationships with customers from,Europe,America and south Asia,supplying obsolete and hard-to-find components to meet their specific needs.

With the principle of “Quality Parts,Customers Priority,Honest Operation,and Considerate Service”,our business mainly focus on the distribution of electronic components. Line cards we deal with include Microchip,ALPS,ROHM,Xilinx,Pulse,ON,Everlight and Freescale. Main products comprise IC,Modules,Potentiometer,IC Socket,Relay,Connector.Our parts cover such applications as commercial,industrial, and automotives areas.

We are looking forward to setting up business relationship with you and hope to provide you with the best service and solution. Let us make a better world for our industry!



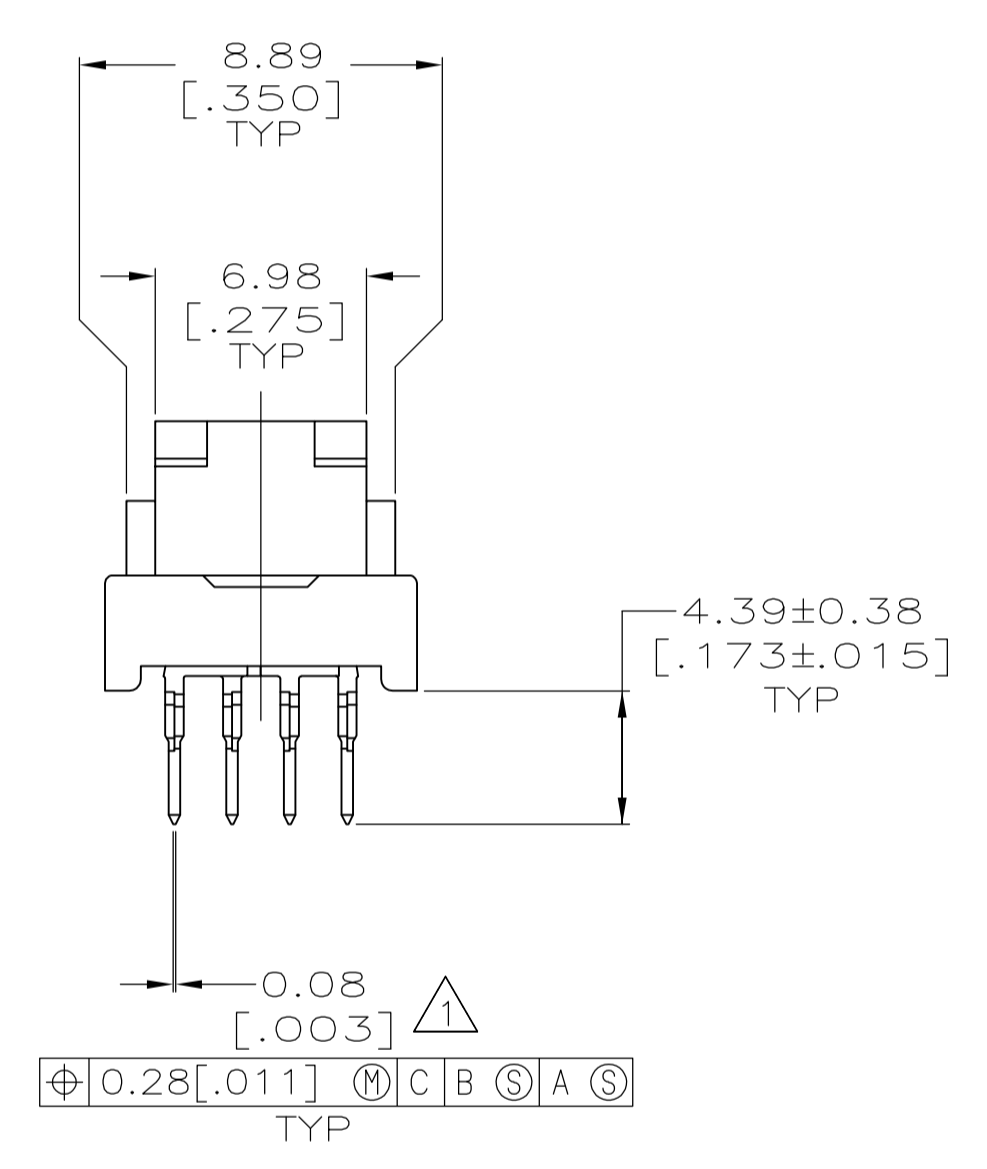
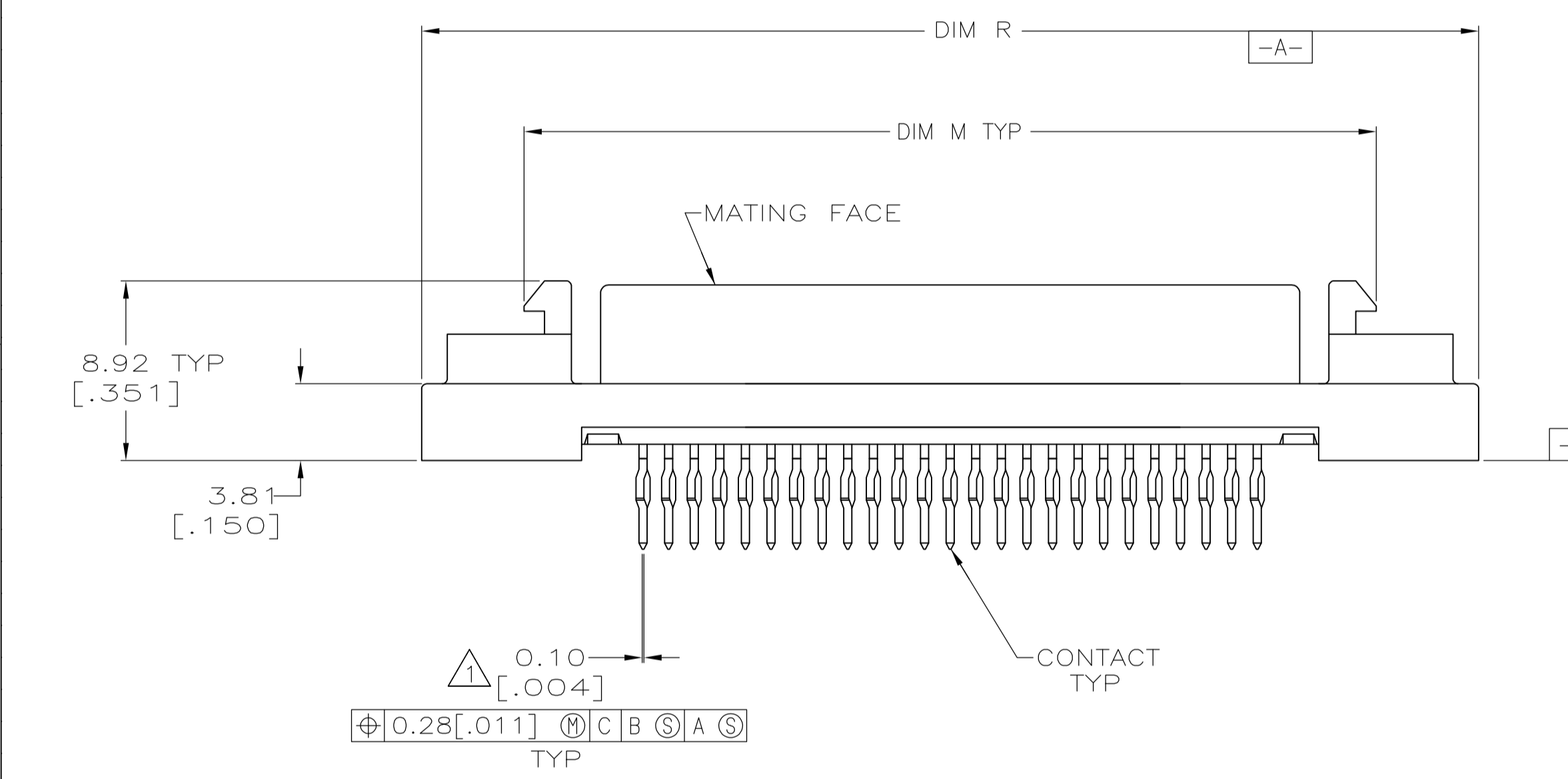
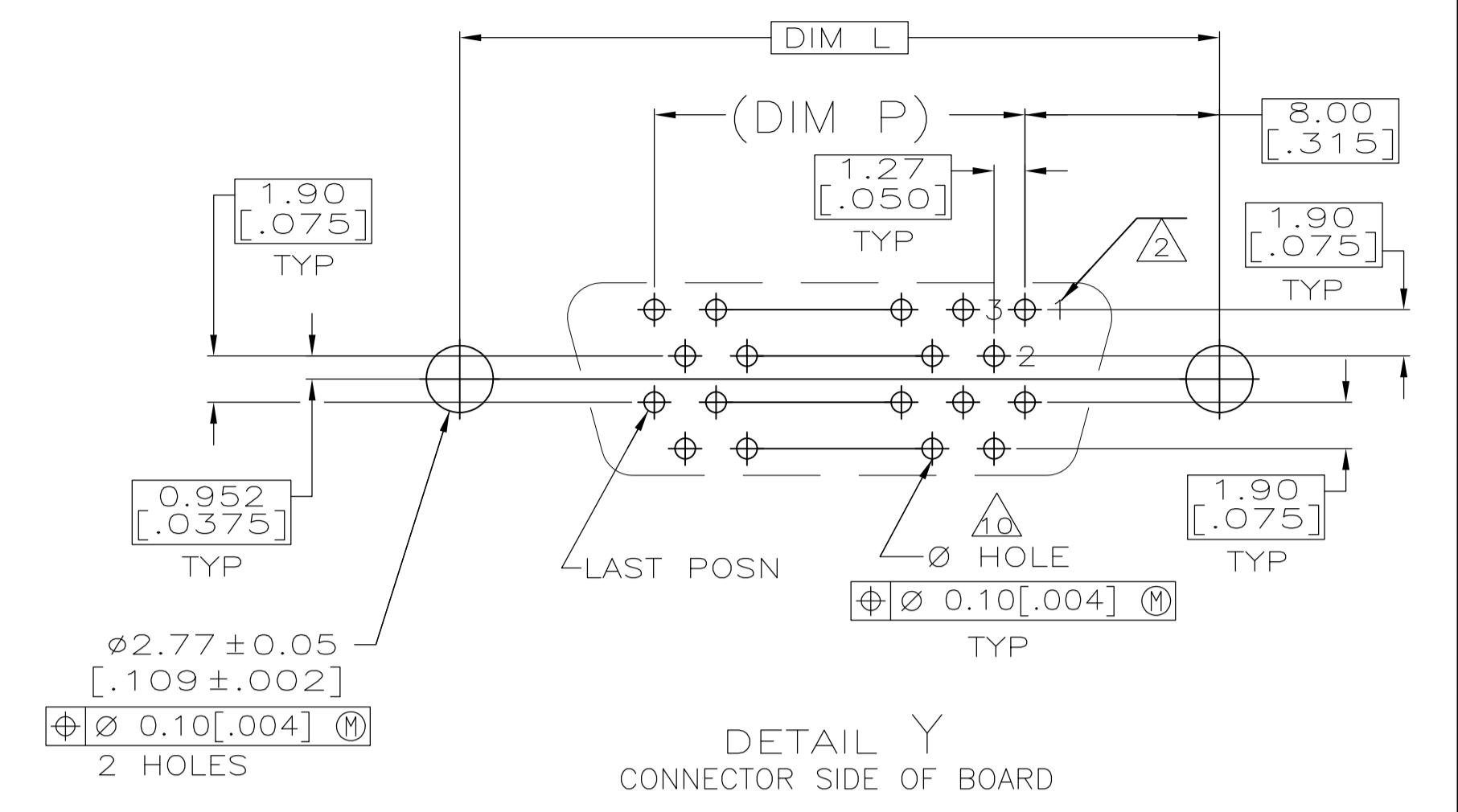
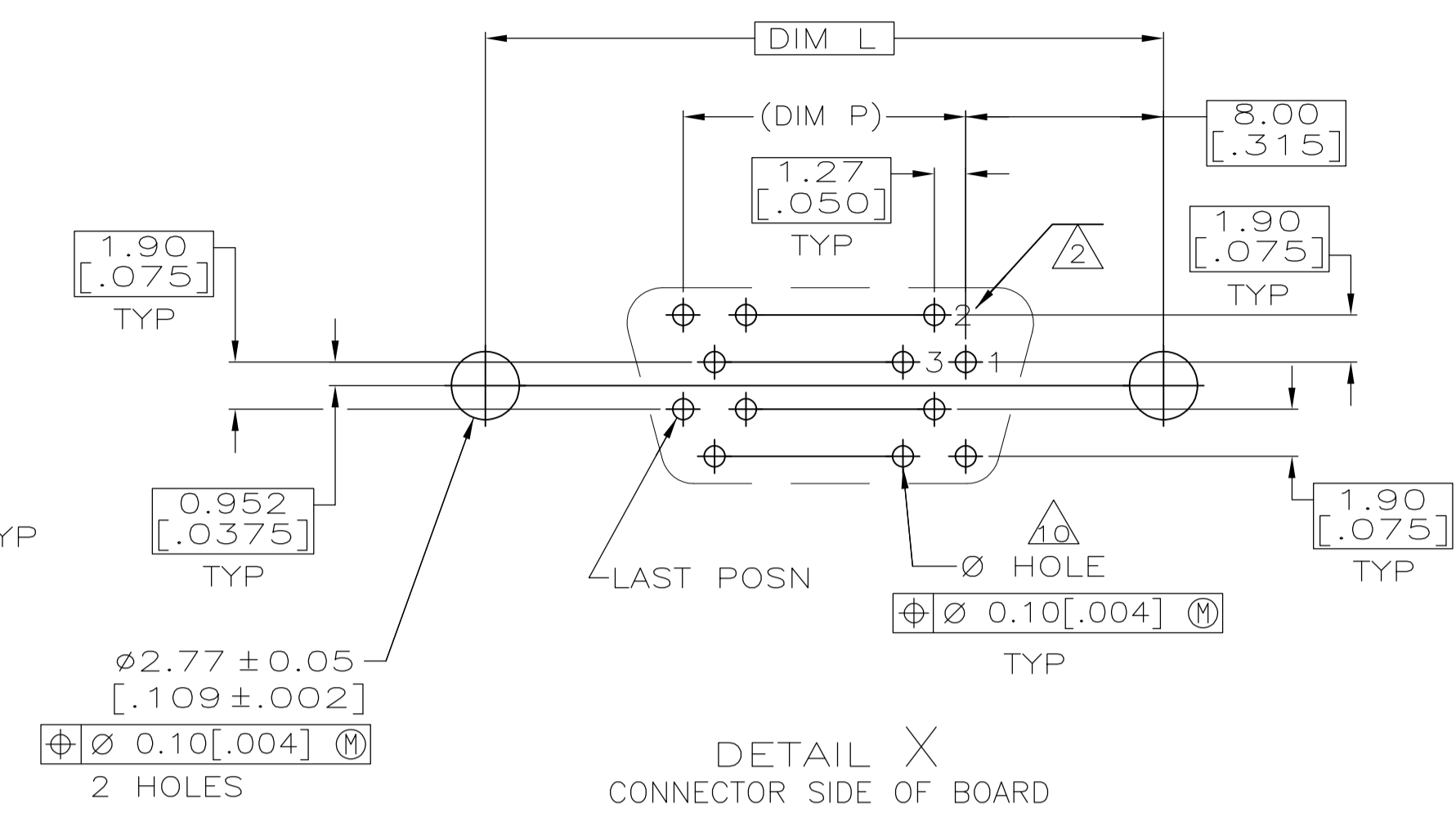
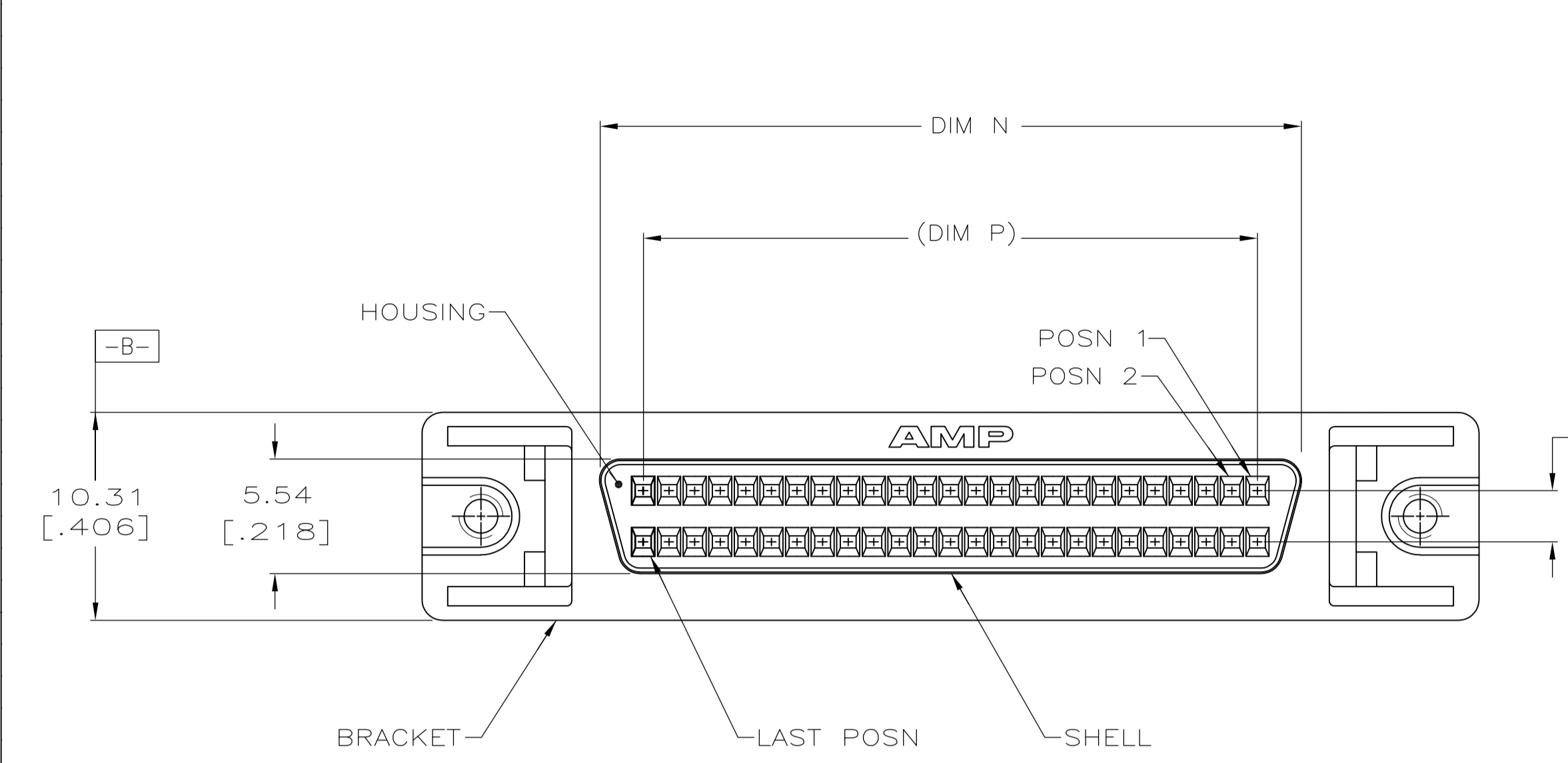
Contact us

Tel: +86-755-8981 8866 Fax: +86-755-8427 6832

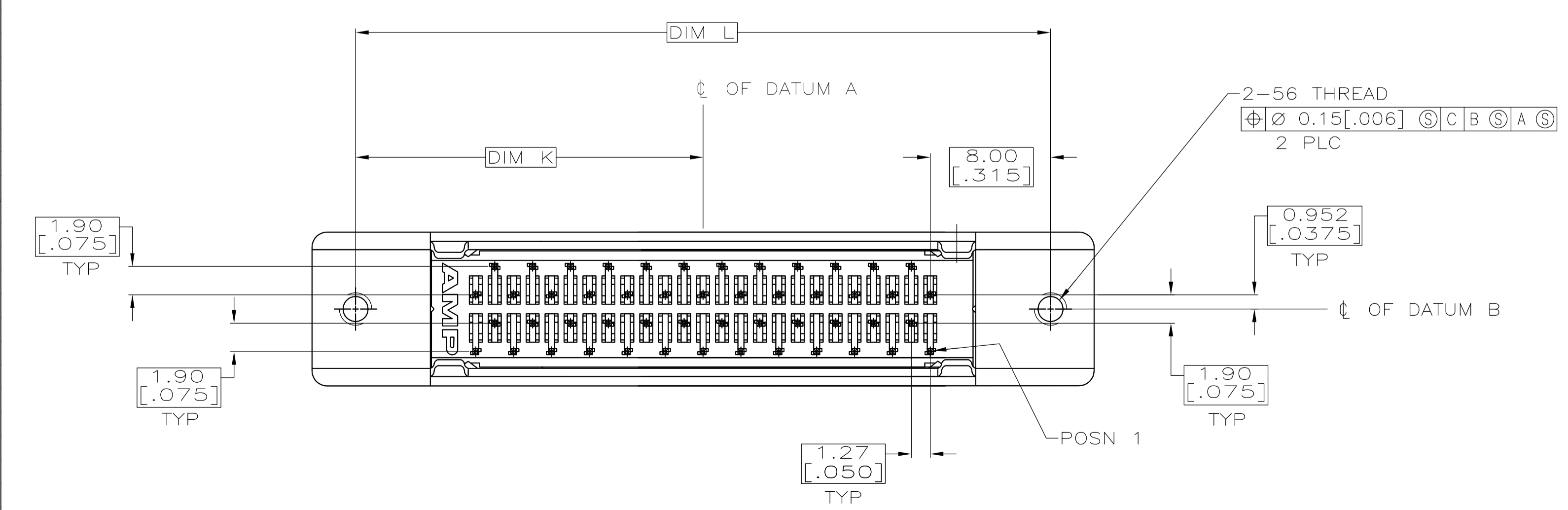
Email & Skype: info@chipsmall.com Web: www.chipsmall.com

Address: A1208, Overseas Decoration Building, #122 Zhenhua RD., Futian, Shenzhen, China





- ① POSITION TOLERANCE APPLIES AT CONTACT TIP.
- ② POSITION NUMBERS SHOWN FOR REFERENCE ONLY.
- ③ HOUSING: POLYPHTHALAMIDE, BLACK, UL 94-VO RATED.
- ④ SHELL: CARBON STEEL.
- ⑤ CONTACTS: PHOSPHOR BRONZE.
- ⑥ BRACKET: ZINC.
- ⑦ SHELL: 5.08μm [.000200] MIN NICKEL OVER 1.27μm [.000050] MIN COPPER.
- ⑧ BRACKET: 3.81μm [.000150] MIN NICKEL OVER 5.08μm [.000200] MIN COPPER.
- ⑨ CONTACTS: EITHER 0.76μm [.000030] MIN GOLD PLATE OR GOLD FLASH OVER PALLADIUM NICKEL PLATE, 0.76μm [.000030] MIN TOTAL, FOR A LENGTH OF 0.64 [.025] MIN, 0.13 [.005] MAX FROM MATING END, 1.27μm [.000050] MIN TIN ON OPPOSITE END FOR A LENGTH OF 4.78 [.188] MIN, ALL OVER 1.27μm [.000050] MIN NICKEL UNDERPLATE.
- ⑩ PC BOARD HOLE RECOMMENDATIONS:
 - A. HOLES SHOULD BE DRILLED WITH A 0.701 [.0276] DRILL.
 - B. PC BOARD PLATING TO BE 7.62μm [.000300] MIN TIN OVER 0.025-0.038 [.0010-.0015] COPPER.
 - C. RECOMMENDED HOLE SIZE AFTER TIN PLATING IS 0.56-0.66 [.022-.026].



PER DETAIL X	96.90 [3.815]	74.93 [2.950]	79.15 [3.116]	86.74 [3.415]	90.93 [3.580]	45.47 [1.790]	120	1-5786554-0
PER DETAIL X	84.20 [3.315]	62.23 [2.450]	66.45 [2.616]	74.04 [2.915]	78.23 [2.915]	39.12 [1.540]	100	5786554-9
PER DETAIL X	63.88 [2.515]	41.91 [1.650]	46.13 [1.816]	53.72 [2.115]	57.91 [2.280]	28.96 [1.140]	68	5786554-7
PER DETAIL Y	52.45 [2.065]	30.48 [1.200]	34.70 [1.366]	42.29 [1.665]	46.48 [1.830]	23.24 [.915]	50	5786554-5
PER DETAIL Y	37.21 [1.465]	15.24 [.600]	19.46 [.766]	27.05 [1.065]	31.24 [1.230]	15.62 [.615]	26	5786554-2
PER DETAIL X	33.40 [1.315]	11.43 [.450]	15.65 [.616]	23.24 [.915]	27.43 [1.080]	13.72 [.540]	20	5786554-1
RECOMMENDED PCB MTG DIMENSIONS	R	P	N	M	L	K	NO OF POSN	PART NO

THIS DRAWING IS A CONTROLLED DOCUMENT.

DIMENSIONS: mm [INCHES]	TOLERANCES UNLESS OTHERWISE SPECIFIED:	DIN G. ATTADIA - 02-25-05	DOCKS 02-25-05
0 PLC ± -	1 PLC ± -	APVD S. SHUEY	NAME M. WALMSLEY
2 PLC ± 0.13 [.005]	3 PLC ± -	114-40029	SIZE A1
4 PLC ± -	5 ANGLES ± -	00779	SCALE 4:1
MATERIAL	FINISH	WEIGHT	RESTRICTED TO

STE TE Connectivity

RECEPTACLE ASSEMBLY, SHIELDED, VERTICAL, RAILED, ACTION PIN FOR .062 TO .093 THICK BD, AMPLIMITE .050 SERIES

CUSTOMER DRAWING SHEET 1 OF 1 REV A1