



Chipsmall Limited consists of a professional team with an average of over 10 year of expertise in the distribution of electronic components. Based in Hongkong, we have already established firm and mutual-benefit business relationships with customers from,Europe,America and south Asia,supplying obsolete and hard-to-find components to meet their specific needs.

With the principle of “Quality Parts,Customers Priority,Honest Operation,and Considerate Service”,our business mainly focus on the distribution of electronic components. Line cards we deal with include Microchip,ALPS,ROHM,Xilinx,Pulse,ON,Everlight and Freescale. Main products comprise IC,Modules,Potentiometer,IC Socket,Relay,Connector.Our parts cover such applications as commercial,industrial, and automotives areas.

We are looking forward to setting up business relationship with you and hope to provide you with the best service and solution. Let us make a better world for our industry!



Contact us

Tel: +86-755-8981 8866 Fax: +86-755-8427 6832

Email & Skype: info@chipsmall.com Web: www.chipsmall.com

Address: A1208, Overseas Decoration Building, #122 Zhenhua RD., Futian, Shenzhen, China



"High Frequency Ceramic Solutions"

5.80 GHz Balun

Detail Specification: 02/19/2003

P/N 5800BL15B100

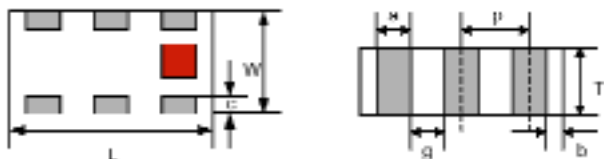
Page 1 of 2

Part Number	Frequency (MHz)	Impedance Unbal. / Bal.	Insertion Loss	Return Loss	Phase Difference	Amplitude Difference
5800BL15B100_	5725 - 5875	50/100 Ω	1.0 dB	9.5 dB	180°±8°	0.75 dB

Input Power	Impedance	Operating Temperature Range	Reel Qty
3 Watts max	50 /100 Ω	-40 to +85°C	4,000

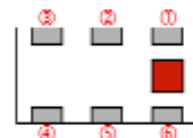
Mechanical Dimensions

	L	W	T	a	b	c	g	p
Inches	0.079 ± .004	0.049 ± .004	0.034 ± .004	0.012 ± .004	0.008 ± .004	0.012 + .004/- .008	0.014 ± .004	0.026 ± .002
mm	2.0 ± 0.1	1.25 ± 0.1	0.85 ± 0.1	0.30 ± 0.1	0.20 ± 0.1	0.30+0.1/-0.2	0.35 ± 0.1	0.65 ± 0.05



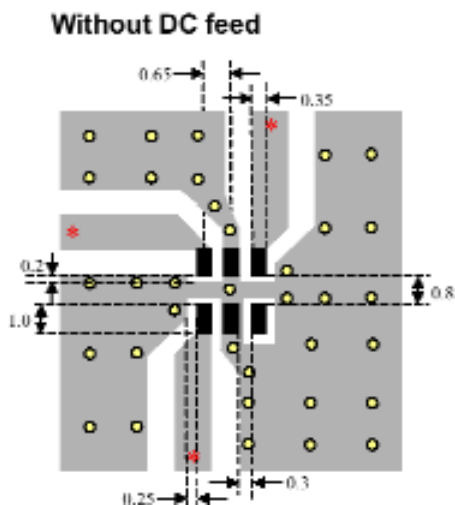
Terminal Configuration

1	Unbalanced Port	4	Balanced Port
2	GND or DC Feed	5	GND
3	Balanced Port	6	NC



Mounting Considerations

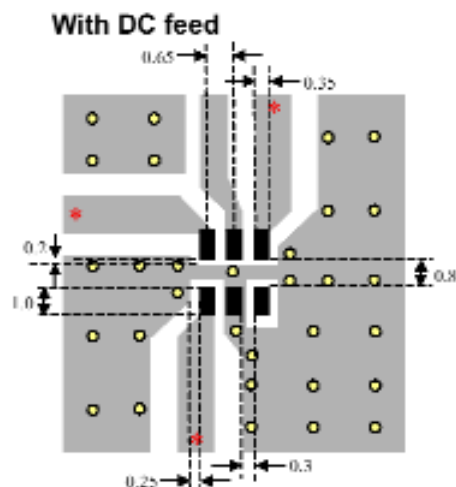
Mount devices with colored mark facing up.



* Line width should be designed to provide 50 Ω impedance matching characteristics.

- Solder Resist
- Land
- Through-hole (ϕ 0.3)

Units: mm



Johanson Technology, Inc. reserves the right to make design changes without notice.
All sales are subject to Johanson Technology, Inc. terms and conditions.

“High Frequency Ceramic Solutions”

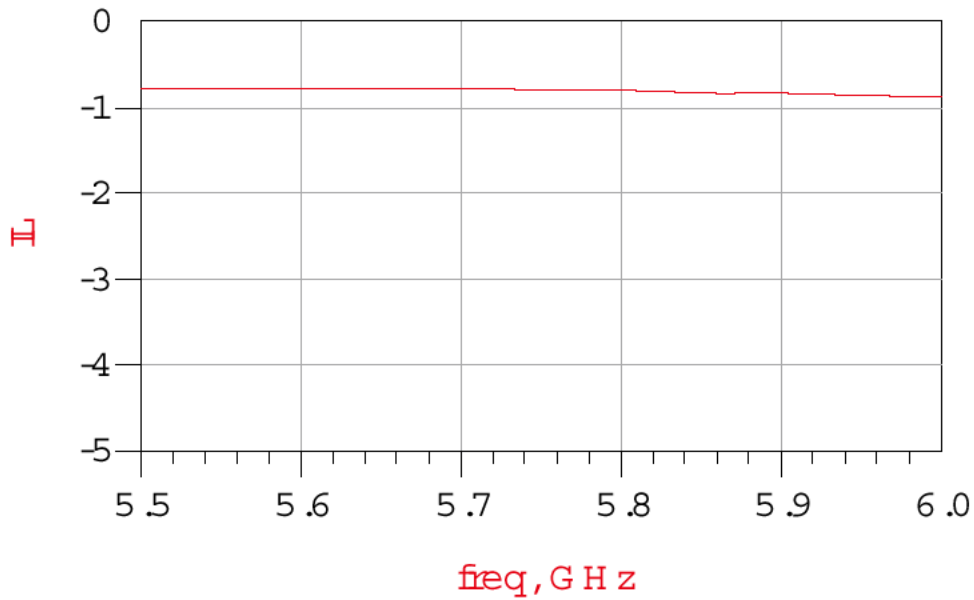
5.80 GHz Balun

Detail Specification: 02/19/2003

P/N 5800BL15B100

Page 2 of 2

P/N 5800BL15B100 Typical Insertion Loss



P/N 5800BL15B100 Typical Return Loss

