



Chipsmall Limited consists of a professional team with an average of over 10 year of expertise in the distribution of electronic components. Based in Hongkong, we have already established firm and mutual-benefit business relationships with customers from,Europe,America and south Asia,supplying obsolete and hard-to-find components to meet their specific needs.

With the principle of “Quality Parts,Customers Priority,Honest Operation,and Considerate Service”,our business mainly focus on the distribution of electronic components. Line cards we deal with include Microchip,ALPS,ROHM,Xilinx,Pulse,ON,Everlight and Freescale. Main products comprise IC,Modules,Potentiometer,IC Socket,Relay,Connector.Our parts cover such applications as commercial,industrial, and automotives areas.

We are looking forward to setting up business relationship with you and hope to provide you with the best service and solution. Let us make a better world for our industry!



Contact us

Tel: +86-755-8981 8866 Fax: +86-755-8427 6832

Email & Skype: info@chipsmall.com Web: www.chipsmall.com

Address: A1208, Overseas Decoration Building, #122 Zhenhua RD., Futian, Shenzhen, China



FEATURES

Mix and Match 5B Series I/O Module Capability
Factory Mutual (FM) Approved
Approved for Use in Class I, Division 2, Groups A, B, C, and D Locations.
CE Certified: EMC Directive in Heavy Industrial Applications
1500 V rms Channel/Channel and Input/Output Isolation
Four Backplanes and Three Mounting card Options
1-, 2- channels
-25°C to +85°C Temperature Range
Single Threaded Insert for module Hold Down

APPLICATIONS

Industrial Signal Conditioning
Industrial Signal Isolation
Industrial Signal Filtering

PRODUCT OVERVIEW

To address diverse applications, the 5B Series includes a family of backplanes and mounting cards which provide a complete signal conditioning solution. The models 5B03 and 5B04, one and two channels cards, allow an economical means to handle a few signals.

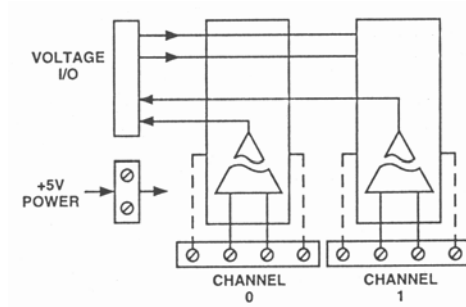
FUNCTIONAL BLOCK DIAGRAM

Figure 1 5B03 & 5B04 Functional Block Diagram

The backplanes provide four screw terminals per channel for all field connections. These connections satisfy all transducer inputs, process current outputs and provide transducer excitation when necessary. A cold junction temperature sensor (model AC1361) sensor is also supplied on each channel to accommodate thermocouple input modules. All 5B Series backplanes and sockets require a regulated +5VDC external power source.

Rev. 0

Information furnished by Analog Devices is believed to be accurate and reliable. However, no responsibility is assumed by Analog Devices for its use, nor for any infringements of patents or other rights of third parties that may result from its use. Specifications subject to change without notice. No license is granted by implication or otherwise under any patent or patent rights of Analog Devices. Trademarks and registered trademarks are the property of their respective companies.

GENERAL DESCRIPTION

MODELS 5B03 and 5B04 – For smaller applications, the models 5B03 and 5B04 mounting cards are available for one and two 5B Series modules respectively. These module cards may be clustered for groups of three or more signals. They are DIN rail

compatible using Phoenix Universal Module UM elements.



Figure 2 5B03




Figure 3 5B04

5B03/04 Specifications

(typical @ +25°C and $V_s = +5$ V dc Power)

Description	Model 5B03	Model 5B04
Number of Channels	1	2
ISOLATION		
Input-to-Output Continuous	1500 V rms, Maximum	1500 V rms, Maximum
Channel-to-Channel Continuous	N/A	1500 V rms, Maximum
MECHANICAL DIMENSIONS		
	4.25" x 1.365"	4.25" x 1.365"
	(105 mm x 34.7 mm)	(105 mm x 34.7 mm)
DIN Rail Mountable	Yes	Yes
WEIGHT	0.85oz. (24.0)	1.06oz. (30.2g)
Provision for Mounting AC1352 Resistor	Yes	Yes
COLD JUNCTION TEMPERATURE SENSORS		
Number provided on backplane	1	2
Type	Model AC1361	Model AC1361
Initial Accuracy @ +25°C	±0.25°C (+0.75°C, maximum)	±0.25°C (+0.75°C, maximum)
Accuracy +5°C to +45°C	±0.5°C (+0.0125°C/°C)	±0.5°C (+0.0125°C/°C)
Field I/O CONNECTOR		
Number	1	2
Type	4-screw terminals	4-screw terminals
OUTPUT SWITCH ENABLE/READ INPUTS	NO	NO
POWER SUPPLY OPTIONS		
Voltage; Operating	+5 VDC ±5%	+5 VDC ±5%
Voltage; Max Safe Limit – with modules	+6.0 VDC Max.	+6.0 VDC Max.
Current – without modules	N/A	N/A
Fuse	N/A	N/A
Environmental Temperature Range		
Rated Performance	-25°C to +85°C	-25°C to +85°C
Operating	-40°C to +85°C	-40°C to +85°C
Storage	-40°C to +85°C	-40°C to +85°C
Relative Humidity	0 to 95% @ +60°C noncondensing	0 to 95% @ +60°C noncondensing

OUTLINE DIMENSIONS

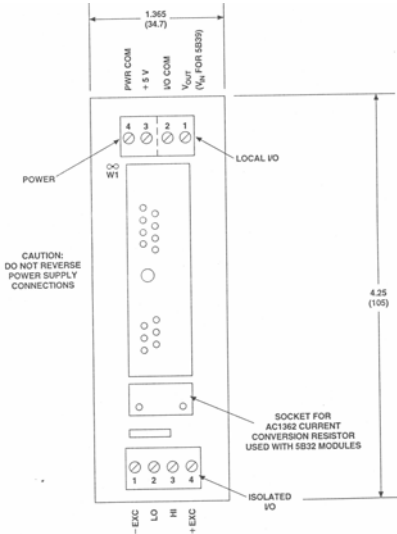


Figure 4 Outline Dimensions 5B03

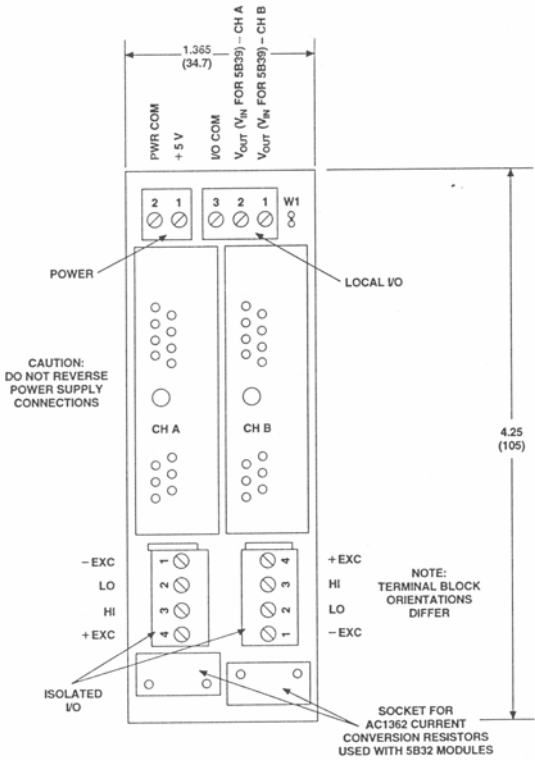


Figure 5 Outline Dimensions 5B04

NOTES

NOTES