



Chipsmall Limited consists of a professional team with an average of over 10 year of expertise in the distribution of electronic components. Based in Hongkong, we have already established firm and mutual-benefit business relationships with customers from,Europe,America and south Asia,supplying obsolete and hard-to-find components to meet their specific needs.

With the principle of “Quality Parts,Customers Priority,Honest Operation,and Considerate Service”,our business mainly focus on the distribution of electronic components. Line cards we deal with include Microchip,ALPS,ROHM,Xilinx,Pulse,ON,Everlight and Freescale. Main products comprise IC,Modules,Potentiometer,IC Socket,Relay,Connector.Our parts cover such applications as commercial,industrial, and automotives areas.

We are looking forward to setting up business relationship with you and hope to provide you with the best service and solution. Let us make a better world for our industry!



## Contact us

Tel: +86-755-8981 8866 Fax: +86-755-8427 6832

Email & Skype: info@chipsmall.com Web: www.chipsmall.com

Address: A1208, Overseas Decoration Building, #122 Zhenhua RD., Futian, Shenzhen, China



### FEATURES

- Converts a High-level analog input voltage into a floating proportional output current.
- Output current of 4 to 20 mA or 0 to 20 mA across loads from 0Ω to 750Ω.
- High Accuracy of  $\pm 0.05\%$ , Low nonlinearity of  $\pm 0.02\%$ .
- Module circuitry can withstand 240v rms at the input screw-terminals.
- All 5B39 series modules are mix-and-match and Hot Swappable.

### APPLICATIONS

- Industrial signal conditioning
- Industrial signal isolation
- Industrial signal filtering

### PRODUCT OVERVIEW

The 5B Series represents an innovative generation of low cost, high performance plug-in signal conditioners. Designed for industrial applications, these modules incorporate highly reliable transformer-based isolation and automated surface-mount manufacturing technology. They are compact, economical components whose performance exceeds that available from more expensive devices. Combining 1500 V rms continuous isolation, +0.05% calibrated accuracy, small size and low cost, the 5B Series is an attractive alternative to expensive signal conditioners and in-house designs

All modules are potted and identical in pin-out and size (2.27" x 2.32" x 0.595"). They can be mixed and matched, permitting users to address their exact needs, and may be "hot swapped" without disturbing field wiring or power. The isolated input modules provide 0 to +5V or +5V outputs and accept J, K, T, E, R, S, N, or B type thermocouples.

These modules feature complete signal conditioning functions including 240 V rms input protection, filtering, chopper stabilized low drift +1 uV/oC amplification, 1500 V rms isolation, and sensor excitation when required.

All modules feature excellent common mode rejection and meet industrial transient surge withstand specifications.

### FUNCTIONAL BLOCK DIAGRAM

#### Rev. 0

Information furnished by Analog Devices is believed to be accurate and reliable. However, no responsibility is assumed by Analog Devices for its use, nor for any infringements of patents or other rights of third parties that may result from its use. Specifications subject to change without notice. No license is granted by implication or otherwise under any patent or patent rights of Analog Devices. Trademarks and registered trademarks are the property of their respective companies.

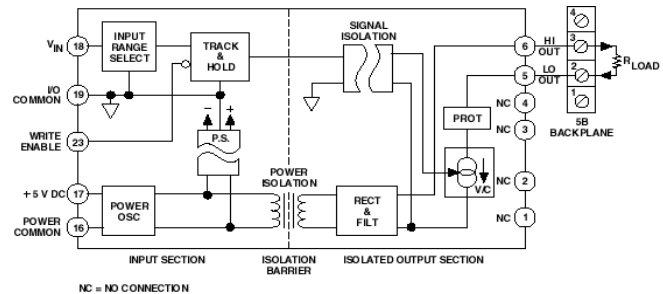


Figure 1. 5B39 Functional Block Diagram

There are also a number of backplanes and mounting sockets which provide a complete signal conditioning solution for end users. Each backplane incorporates screw terminals for field wiring inputs and outputs and cold junction sensors for thermocouple applications.

These signal conditioners are designed to provide an easy and convenient solution to signal conditioning problems of both designers and end users in measurement and control applications. Typical uses include microcomputer-based measurement systems, standard data acquisition systems, programmable controllers, analog recorders and dedicated control systems. The 5 B series modules are ideally suited to applications where monitoring and control of temperature, pressure, flow, rotation and other analog signals are required.

The 5B Series modules and backplanes are approved by Factory Mutual (FM) and the 5B Series modules are approved by the Canadian Standards Association (CSA) for use in Class 1, Division 2, Groups A, B, C, and D locations. These approvals certify that the 5B Series is suitable for use in locations where a hazardous concentration of flammable gas may exist only under fault conditions of operation. Equipment of this category is called "nonincendive" and they need no special enclosures or other physical safeguards.

The 5B series modules and backplanes have been tested and passed the stringent heavy industrial requirements of the European Union's electromagnetic compatibility (EMC) directive – EN50082-1 and EN50081-2. When used according to installation directions (refer to 5B series User Manual), any errors caused by EMI/RFI interference will be less than 0.1% of the full scale 5B measurement range for field strengths up to 10 V/M and frequencies up to 1 GHz.

## GENERAL DESCRIPTION

The 5B39 is a single-channel signal conditioning module that converts a high-level analog input voltage into a floating, isolated proportional output current of 4 to 20 mA or 0 to 20 mA across loads from  $0\Omega$  to  $750\Omega$ . The module provides high accuracy of  $\pm 0.05\%$ , low nonlinearity of  $\pm 0.02\%$ , and the protection of 1500V rms isolation between output-to-input and output-to power supply. The input common must be held to within  $\pm 1V$  of power common.

Signal isolation by transformer coupling uses a proprietary modulation technique for linear, stable and reliable performance. A demodulator on the output side of the signal transformer recovers the original signal, which is then filtered and converted to an accurate current output by a current (V-to-I) converter output stage. Output protection enables the 5B39 to withstand accidental connection to 240V rms power lines without damage, while isolating computer-side circuitry. In addition, the 5B39 is mix-and-match and hot-swappable with all 5B Series modules, so can be inserted or removed from any socket in the same backplane without disrupting system power.

**Track-and-Hold for DAC Applications** – In applications where a single system digital-to-analog converter (DAC) is used to drive a number of current output channels, the 5B39 includes a

track-and-hold input circuit. Selected by a high Write Enable input, the hold mode exhibits an output droop rate of 80 uA/s. This corresponds to a refresh interval of 25 ms for 0.01% span droop. On power-up, the module's output remains at 0 mA for about 100 ms to allow the user to initialize the track-and-hold circuit.

In applications using one DAC per channel, where the track-and-hold feature of the 5B39 is not used, the Write Enable input should be set to low by grounding it to power common, as on the 5B01 and 5B08 backplanes. The module current output will then track its input signal.

**Generating A Voltage Output Signal** – The 0 to 20 mA output of the 5B39-04 and the 5B39-03, can produce a 0 to +10V output by connecting a  $500\Omega$  conversion resistor across the modules' output terminals. This approach should be used with caution because the output lacks the low impedance of a true voltage source. This means that the tolerance and size of the load impedance relative to the conversion resistor can introduce significant error. For example, a load impedance  $< 500k\Omega$  would contribute  $< 0.1\%$  error.



Figure 2

## 5B39 Models Available

## 5B39 Specifications (typical @ +25°C and $V_s = +5$ V dc)

Description	Model 5B39
<b>Input Voltage Ranges</b>	0 V to +5 V or -5 V to +5 V
<b>Input, Without Damage</b>	-10 V to +10 V, maximum
<b>Input Resistance</b>	10 M $\Omega$
<b>Output Ranges</b>	
Standard Ranges	4 mA to 20 mA or 0 mA to 20 mA
Custom Ranges	Not Available
<b>Output Over-range Capability</b>	10%
<b>Output Load Resistance Range</b>	0 to 650 $\Omega$ ( $V_s > +4.75$ V) 0 to 750 $\Omega$ ( $V_s > +4.95$ V)
<b>Voltage Output Protection</b>	Continuous Short to Ground
<b>Output Under Fault</b>	26 mA maximum
<b>Output Protection</b>	
Normal Mode, Continuous	240 V rms, maximum
Transient	ANSI/IEEE C37.90.1-1989
<b>Accuracy<sup>1</sup></b>	
Initial @ +25°C	$\pm 0.05\%$ Span
Nonlinearity	$\pm 0.02\%$ Span
Zero vs. Temperature	$\pm 0.5$ $\mu$ A/°C
Span vs. Temperature	$\pm 0.002\%$ of Reading/°C
<b>Noise</b>	
Output Ripple, 100 Hz Bandwidth	30 $\mu$ A peak-peak
<b>Bandwidth, -3 dB</b>	400 Hz
<b>Output Rise Time, 10% to 90% Span</b>	2 ms
<b>Common-Mode Voltage (CMV)</b>	
Output-to-Input and Power Supply	1500 V rms, maximum
Input-to-Power, Continuous <sup>2</sup>	$\pm 1$ V, maximum
Output Transient Protection	ANSI/IEEE C37.90.1-1989
<b>Common Mode Rejection (CMR)</b>	
1 k $\Omega$ Source Imbalance, 50/60 Hz	90 dB
<b>Normal Mode Rejection (NMR)</b>	-3 dB @ 400 Hz

**Sample and Hold**

Output Droop Rate	80 $\mu$ A/s
Acquisition Time	50 $\mu$ s

**Track-and-Hold Enable Control**

Max Logic "0"	+1 V
Min Logic "1"	+2.5 V
Max Logic "1"	+36 V
Input Current "0"	1.5 mA
<b>Power Supply Voltage</b>	+5 V $\pm$ 5%
<b>Power Supply Current</b>	170 mA
<b>Power Supply Sensitivity, RTI</b>	$\pm$ 0.25 $\mu$ A/Vs%

**Mechanical Dimensions**

2.275" x 2.375" x 0.595"  
(57.8 mm x 59.1 mm x 15.1 mm)

**Environmental****Temperature Range**

Rated Performance	-25°C to +85°C
Operating	-40°C to +85°C
Storage	-40°C to +85°C
Relative Humidity	0 to 93% @ +40°C non-condensing
RFI Susceptibility	$\pm$ 0.5% Span error @ 400 MHz, 5 Watt, 3 ft

<sup>1</sup>Includes the combined effects of repeatability, hysteresis, and nonlinearity.

<sup>2</sup>The input common must be kept within  $\pm$ 1 V of power common.

*Specifications subject to change without notice.*

# PIN CONFIGURATIONS AND FUNCTIONAL DESCRIPTIONS

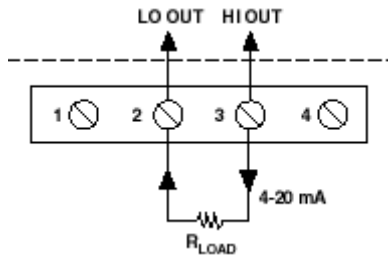


Figure 3 5B39 Input Field Connections

Table 1. Pin Function Descriptions—

Pin No.	Description
1	LO OUT
2	HI OUT

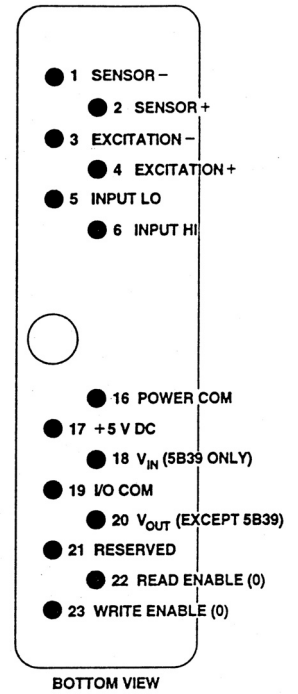
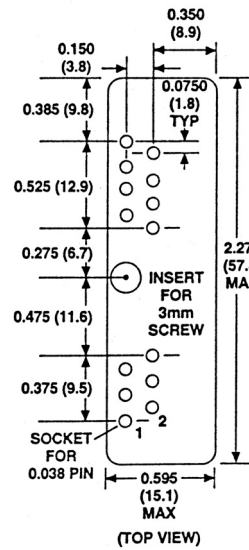


Figure 4 . Model 5B Series Module, with pin-out assignments.

## ESD CAUTION

ESD (electrostatic discharge) sensitive device. Electrostatic charges as high as 4000 V readily accumulate on the human body and test equipment and can discharge without detection. Although this product features proprietary ESD protection circuitry, permanent damage may occur on devices subjected to high energy electrostatic discharges. Therefore, proper ESD precautions are recommended to avoid performance degradation or loss of functionality.



# OUTLINE DIMENSIONS

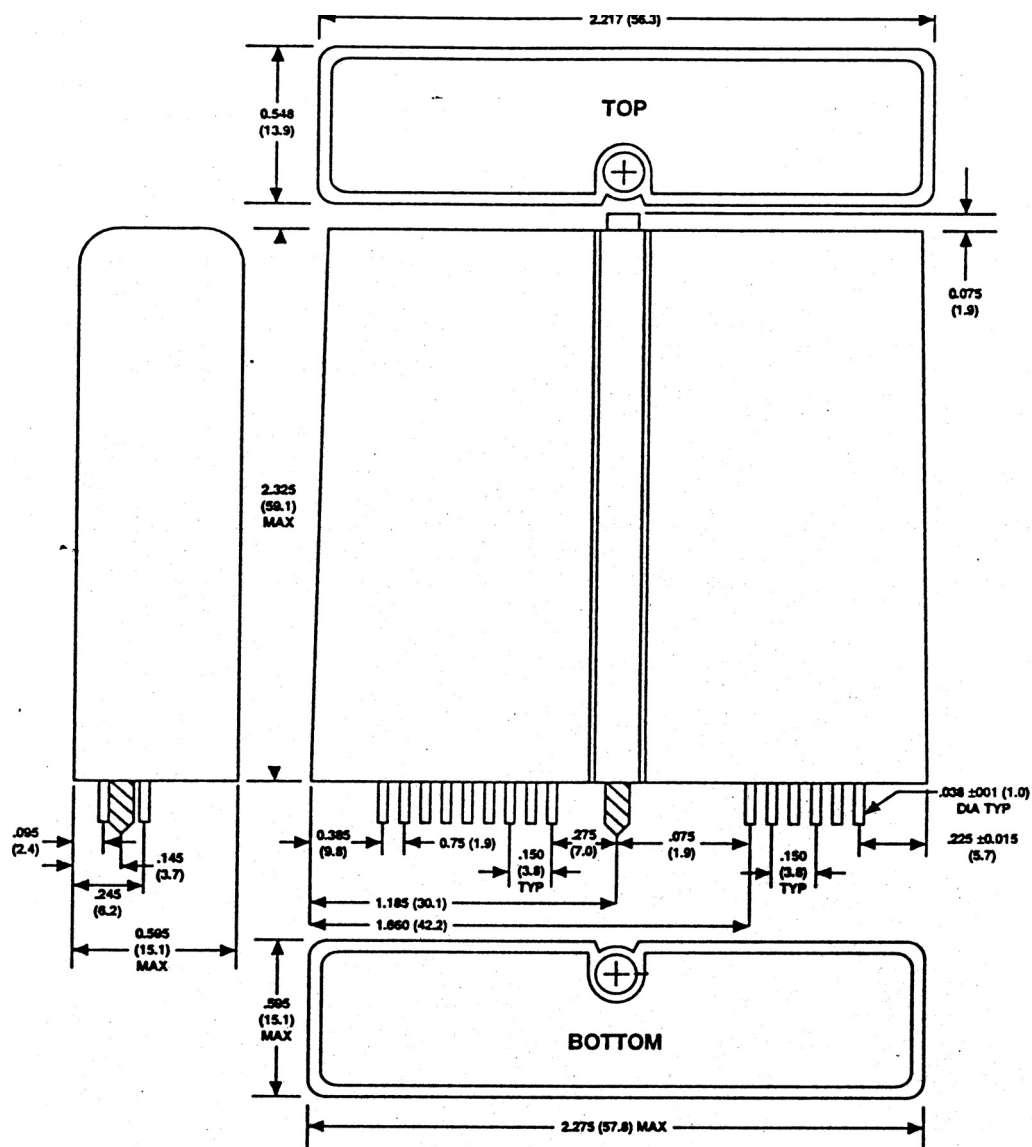


Figure 5. Outline Dimensions

## 5B32 Models Available

5B32-01

4 mA to 20 mA

0 V to +5 V

5B32-02

0 mA to 20 mA

0 V to +5 V

5B32-Custom

\*

\*

\* Custom Input/Output ranges are available. Refer to configuration guide.

**NOTES**



**NOTES**