



Chipsmall Limited consists of a professional team with an average of over 10 year of expertise in the distribution of electronic components. Based in Hongkong, we have already established firm and mutual-benefit business relationships with customers from,Europe,America and south Asia,supplying obsolete and hard-to-find components to meet their specific needs.

With the principle of “Quality Parts,Customers Priority,Honest Operation,and Considerate Service”,our business mainly focus on the distribution of electronic components. Line cards we deal with include Microchip,ALPS,ROHM,Xilinx,Pulse,ON,Everlight and Freescale. Main products comprise IC,Modules,Potentiometer,IC Socket,Relay,Connector.Our parts cover such applications as commercial,industrial, and automotives areas.

We are looking forward to setting up business relationship with you and hope to provide you with the best service and solution. Let us make a better world for our industry!



Contact us

Tel: +86-755-8981 8866 Fax: +86-755-8427 6832

Email & Skype: info@chipsmall.com Web: www.chipsmall.com

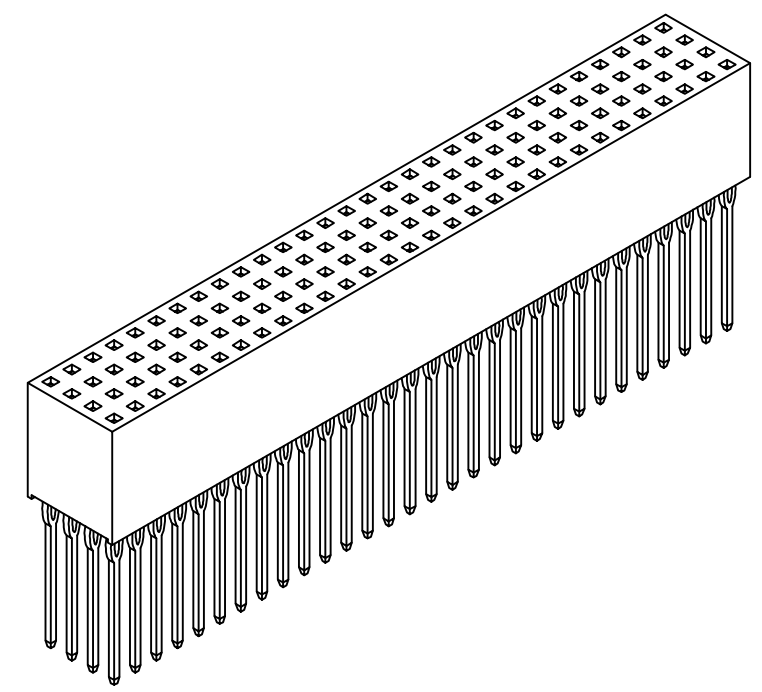
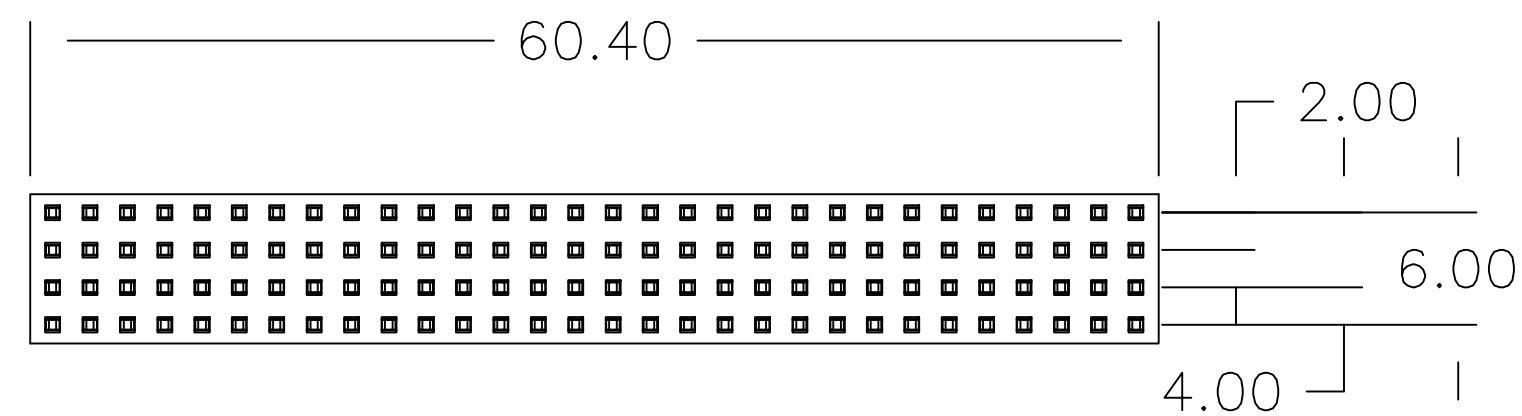
Address: A1208, Overseas Decoration Building, #122 Zhenhua RD., Futian, Shenzhen, China



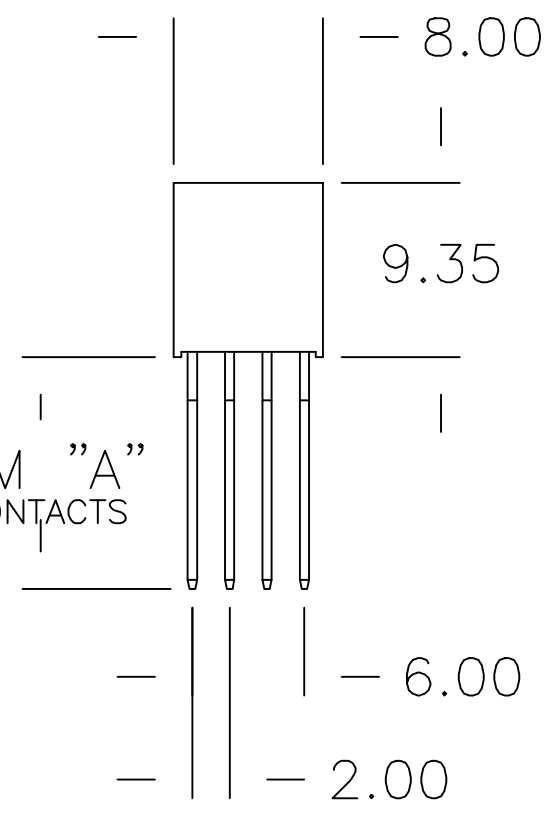
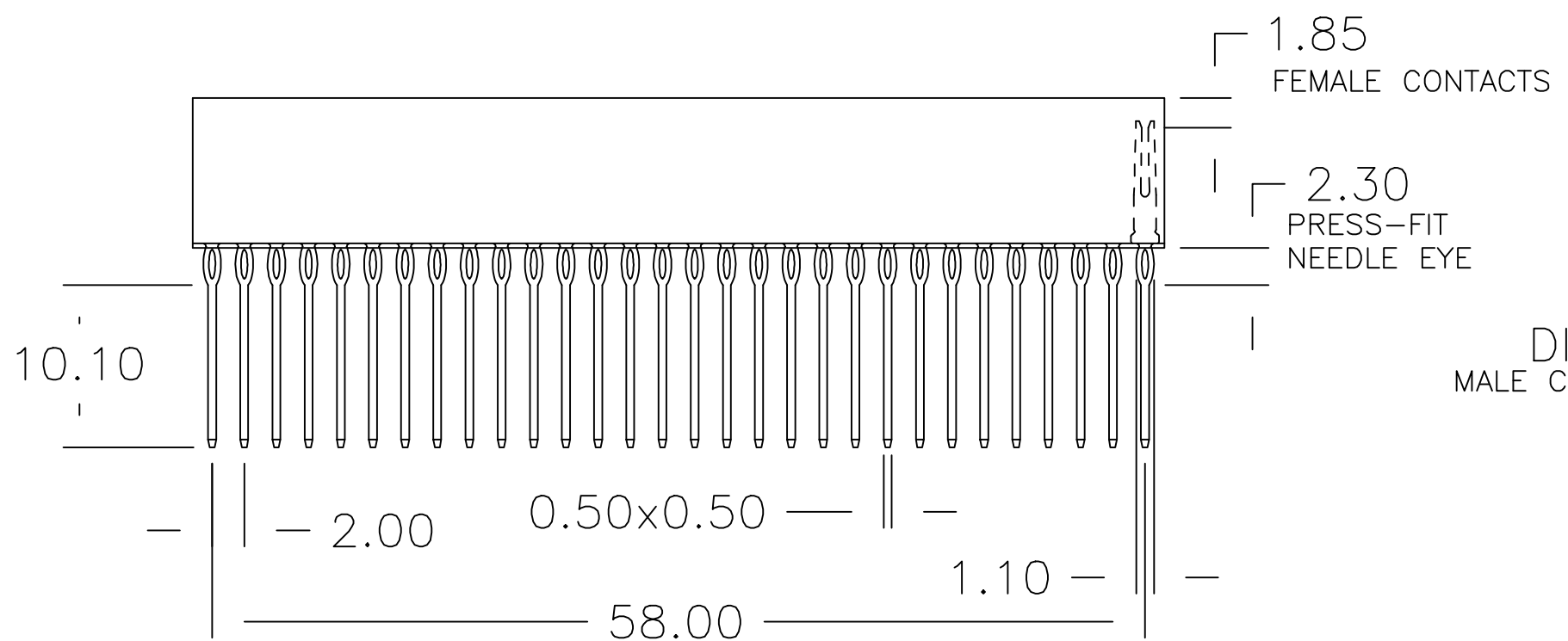
3M™ CONNECTOR FOR PC104 PLUS EMBEDDED SYSTEM APPLICATIONS, COMPLIANT

D
C
B
A

D
C
B
A



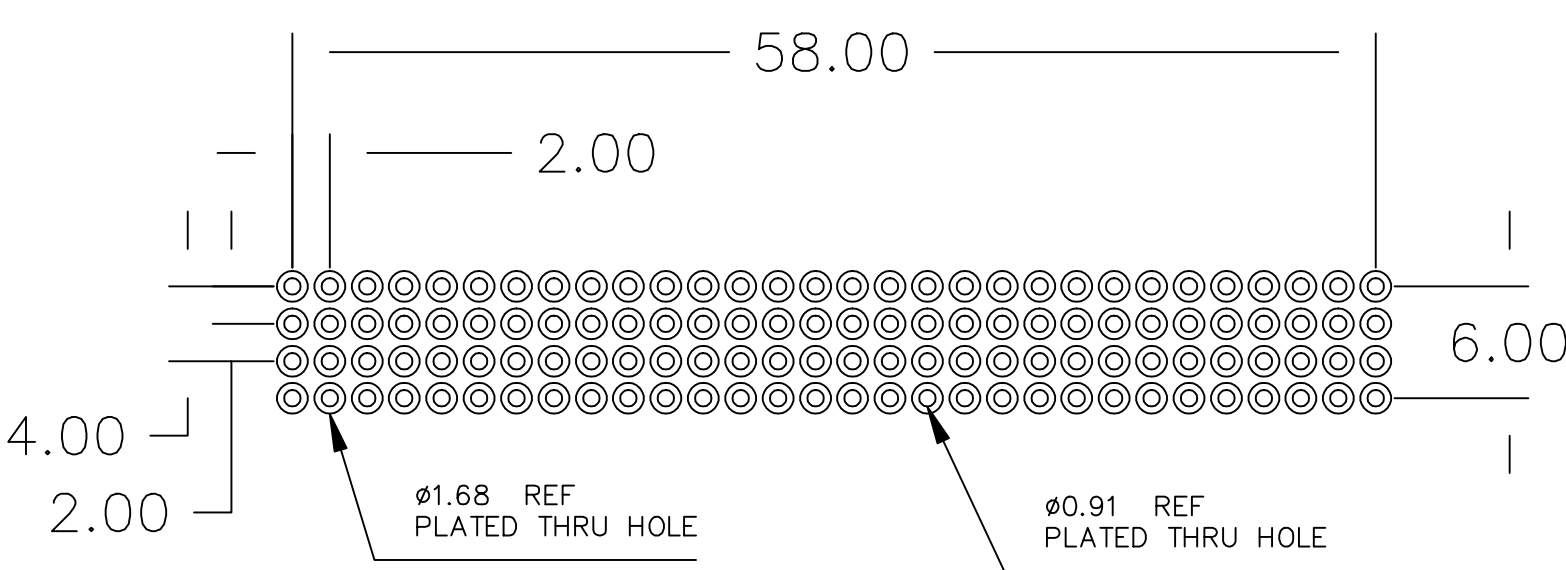
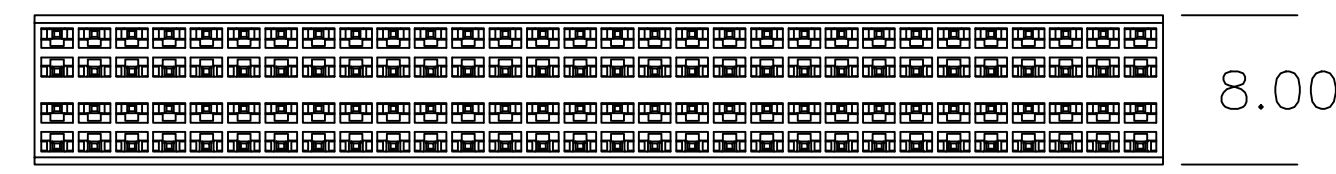
- NOTES:
- MATERIAL:
CONTACT MATERIAL: PHOSPHOR BRONZE
INSULATOR MATERIAL: POLYESTER NYLON-6T UL 94V-0
 - PLATING: $\mu\text{M}[\mu\text{"}]$
-DA
0.08[3] MIN Au FEMALE CONTACTS
0.08[3] MIN Au MALE CONTACTS
1.27[50] MIN Ni UNDERCOAT
-MG
0.38[15] MIN Au FEMALE CONTACTS
0.08[3] MIN Au MALE CONTACTS
1.27[50] MIN Ni UNDERCOAT
-SL
0.38[15] MIN Au FEMALE CONTACTS
2.54[100] MIN Sn NON-STACK-THRU TAILS
1.27[50] MIN Ni UNDERCOAT
 - CURRENT RATING: 2 AMPS
INSULATOR RESISTANCE: 5000 MEGA OHMS MIN
CONTACT RESISTANCE: 20 MILLIOHMS MAX
DIELECTRIC WITHSTAND: 500 VAC
OPERATING TEMPERATURE: -40°C TO +105°C
MAX PROCESSING TEMPERATURE; 230°C FOR 60 SECONDS
260°C FOR 10 SECONDS
 - SEE THE REGULATORY INFORMATION APPENDIX (RIA) IN THE "ROHS COMPLIANCE" SECTION OF: WWW.3MCONNECTOR.COM FOR COMPLIANCE INFORMATION (RIA E1 & C1 APPLY).
 - IN THE EVENT OF CONFLICT BETWEEN THIS DATA AND THAT CONTAINED IN THE PRODUCT SPEC., THE PRODUCT SPEC. TAKES PRECEDENT.
 - REFERENCE DOCUMENT 78-9101-3959-7
 - PART NO:



DIM "A"
MALE CONTACTS

TYPE	PART NO.	DIM "A"	MIN STANDOFF	MAX STANDOFF
STACK-THRU PRESS-FIT	5P03-2021-XX	12.40	14.5	18.4
NON-STACK-THRU SOLDER	5P03-2012-XX	2.80	9.5	
NON-STACK-THRU PRESS-FIT	5P03-2011-XX	2.80	9.5	

-XX IS PLATING TYPE



RECOMMENDED P.C.B LAYOUT
TOLERANCES: $\pm 0.05\text{mm}$

DESIGN REFERENCE		NEXT ASSEMBLY		B	33766	REMOVE 5P03-20022-XX FROM TABLE	MWL	TS
REV	ECO	DATE	ISSUE DATE AND DESCRIPTION	DRFT	DATE	MFG	DATE	CHKD
					02/02/11			
DISTRIBUTION CODES		ECO		CHKD	TS	DATE	APPVL	DATE
DIVISION		DIVISION CODE		3M Center St. Paul, MN 55144		© 3M COPYRIGHT This document is the copyrighted property of the 3M Company and may not be reproduced without 3M written permission or used for other than 3M authorized purposes.		
DO NOT SCALE DRAWING	SCALE	TOLERANCES EXCEPT AS NOTED		TITLE				
		INCHES		5P03-20XX-XX PC104 PLUS COMPLIANT, 120-PIN, CONNECTOR				
		MILLIMETERS		CAGE NUMBER				
		0 ±		78-5100-2391-0				
		.0 ± .3		DRAWING NO.				
		.00 ± .20		REV.				
		.000 ±		B				
		.000 ±		MODEL				
		ANGLES ±		SHT 1 OF 2				
MAX SURFACE ROUGHNESS		ALL SURFACES		DET. LISTS		YES NO		
✓		□		MARKED ONLY				

4

3

2

1

3M™ CONNECTOR FOR PC104 PLUS EMBEDDED SYSTEM APPLICATIONS, COMPLIANT

PC104 PLUS CONNECTOR ORDERING GUIDE

5P 0 X - 2 0 X X - XX

PRODUCT FAMILY:
PC104 PLUS

No. CONTACTS:
3=120

PLATING OPTIONS: $\mu\text{M}[\mu\text{"]}$

DA = 0.08[3] MIN Au ALL OVER
1.27[50] MIN Ni ALL OVER

MG = 0.38[15] MIN Au FEMALE CONTACTS
0.08[3] MIN Au TAIL AREA
1.27[50] MIN Ni ALL UNDER

SL = 0.38[15] MIN Au FEMALE CONTACTS
2.54[100] MIN MATTE Sn TAILS
1.27[50] MIN Ni ALL UNDER
(NON-STACK-THRU ONLY)

BODY HEIGHT:	TAIL LENGTH:	STANDOFF HEIGHT:
1=9.4	2.8	[MIN-MAX]mm
2=9.4	12.40	[9.5-]
		[14.5-18.4]

TAIL TYPE:
1=PRESS-FIT
2=SOLDER

NOTE: STANDOFF HEIGHT, 15mm = COMPLIANT,
OTHERS = BUS COMPATIBLE
TAIL LENGTH, > 4.3mm = STACK-THRU
< 4.2mm = NON-STACK-THRU

DESIGN REFERENCE		NEXT ASSEMBLY		B	33766	REMOVE 5P03-20022-XX FROM TABLE	MWL	TS
REV	ECO	ISSUE DATE	AND DESCRIPTION	DRFT	CHKD			
		DATE		DATE				
		02/02/11						
DISTRIBUTION CODES				DRFT	CHKD			
				MWL	TS			
				DATE	DATE			
				02/02/11	02/02/11			
DIVISION		DIVISION CODE		3M		3M Center St. Paul, MN 55144		
DO NOT SCALE DRAWING		SCALE		TOLERANCES EXCEPT AS NOTED		© 3M COPYRIGHT This document is the copyrighted property of the 3M Company and may not be reproduced without 3M written permission or used for other than 3M authorized purposes.		
THIRD ANGLE PROJECTION		INTERPRET PER ASME Y14.5 - 1994		INCHES		TITLE		
0		0		.0 ±		5P03-20XX-XX PC104 PLUS COMPLIANT, 120-PIN, CONNECTOR		
.00 ±		.00 ±		.00 ±		CAGE NUMBER		
.000 ±		.00 ±		.00 ±		DRAWING NO.		
.000 ±		.00 ±		.00 ±		78-5100-2391-0		
MAX SURFACE ROUGHNESS		MILLIMETERS		.0 ±		REV.		
□ ALL SURFACES		0 ±		.00 ±		B		
□ MARKED ONLY		.00 ±		.00 ±		MODEL		
✓		.000 ±		.00 ±		DET. LISTS		
		ANGLES ±		.00 ±		YES NO SHT 2 OF 2		