



Chipsmall Limited consists of a professional team with an average of over 10 year of expertise in the distribution of electronic components. Based in Hongkong, we have already established firm and mutual-benefit business relationships with customers from,Europe,America and south Asia,supplying obsolete and hard-to-find components to meet their specific needs.

With the principle of “Quality Parts,Customers Priority,Honest Operation,and Considerate Service”,our business mainly focus on the distribution of electronic components. Line cards we deal with include Microchip,ALPS,ROHM,Xilinx,Pulse,ON,Everlight and Freescale. Main products comprise IC,Modules,Potentiometer,IC Socket,Relay,Connector.Our parts cover such applications as commercial,industrial, and automotives areas.

We are looking forward to setting up business relationship with you and hope to provide you with the best service and solution. Let us make a better world for our industry!



Contact us

Tel: +86-755-8981 8866 Fax: +86-755-8427 6832

Email & Skype: info@chipsmall.com Web: www.chipsmall.com

Address: A1208, Overseas Decoration Building, #122 Zhenhua RD., Futian, Shenzhen, China



5mm (T1 ¾) Package Discrete LED RED, Low Current

BIVAR

5RDL-X

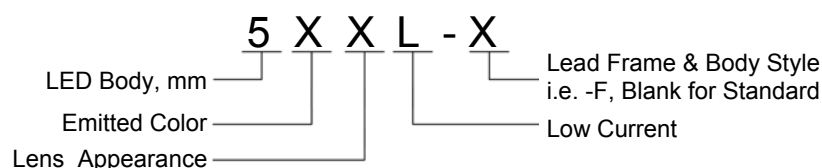
- ◆ Industry Standard 5mm (T1 ¾) Package
- ◆ RoHS Compliant
- ◆ Diffused Lens
- ◆ Available in Flange (F) and Standard (Blank) Lead Frame styles
- ◆ 2 mA Low Operating Current
- ◆ Ideal for Status Indication and Display



Bivar 5mm T1 ¾ Package 2 mA Low Current LED is special binned at 2 mA and is ideal for those applications where lower power budget is required such as solar panel or battery-powered portable devices. Bivar offers diffused LED lens for uniform light output. The Flanged LED is ideal for Panel Mount Clip & Ring assemblies and the Standard Lead frame LED is ideal for vertical spacer assemblies without lead bends.

Part Number	Material	Emitted Color	Peak. Wavelength λ_p (nm) TYP.	Lens Appearance	Viewing Angle
5RDL-F	GaP/GaP	RED	700	Red Diffused	40°
5RDL				Red Diffused	45°

Part Number Designation

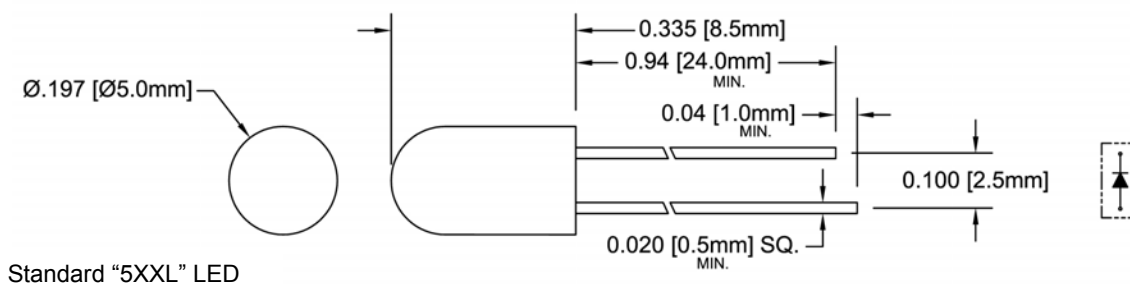
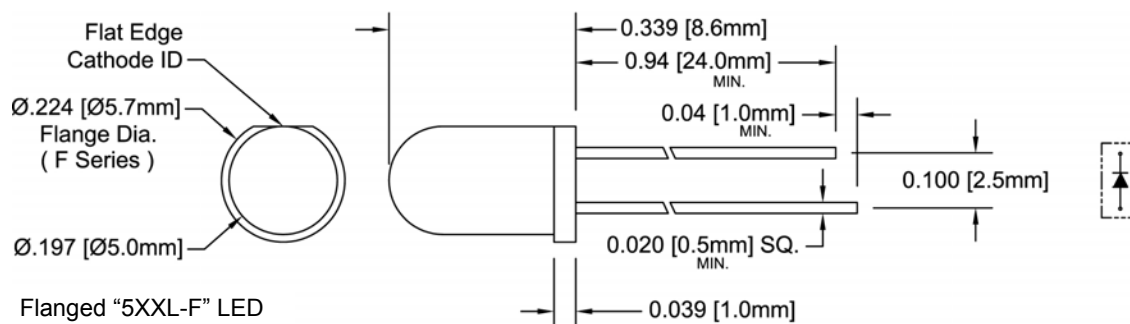


Bivar reserves the right to make changes at any time without notice.

5mm (T1 3/4) Package Discrete LED RED, Low Current



Outline Dimensions



Recommended Mounting
Hole Size = $\text{Ø}0.032^{+.003}_{-.002}$

Outline Drawings Notes:

1. All dimensions are in inches [millimeters].
2. Standard tolerance: ± 0.010 " unless otherwise noted.
3. Tolerance of overall epoxy outline: ± 0.020 " unless otherwise noted.
4. Epoxy meniscus may extend to 0.060" max.

Bivar reserves the right to make changes at any time without notice.

5mm (T1 ¾) Package Discrete LED RED, Low Current



Absolute Maximum Ratings

T_A = 25°C unless otherwise noted

Power Dissipation	10 mW
Forward Current (DC)	7 mA
Peak Forward Current ¹	/ mA
Reverse Voltage	5 V
Operating Temperature Range	-25 ~ +85°C
Storage Temperature Range	-30 ~ +100°C
Lead Soldering Temperature (3 mm from the base of the epoxy bulb) ²	260°C

Notes: 1. 10% Duty Cycle, Pulse Width ≤ 0.1 msec. 2. Solder time less than 5 seconds at temperature extreme.

Electrical / Optical Characteristics

T_A = 25°C & I_F = 2 mA unless otherwise noted

Part Number	Forward Voltage (V) ¹			Recommend Forward Current (mA)			Reverse Current (μA)	Dominant Wavelength (nm) ²			Luminous Intensity I _v (mcd)			Viewing Angle 2 Θ ½ (deg)
	MIN	TYP	MAX	MIN	TYP	MAX	MAX	MIN	TYP	MAX	MIN	TYP	MAX	TYP
5RDL-F	/	2.1	2.6	/	2	/	100	/	/	/	0.2	0.5	/	40
5RDL								/	/	/	0.2	0.5	/	45

Notes: 1. Tolerance of forward voltage : ±0.05V. 2. Tolerance of dominant wavelength : ±1.0nm.

Bivar reserves the right to make changes at any time without notice.

5mm (T1 3/4) Package Discrete LED RED, Low Current



Typical Electrical / Optical Characteristics

$T_A = 25^\circ\text{C}$ unless otherwise noted

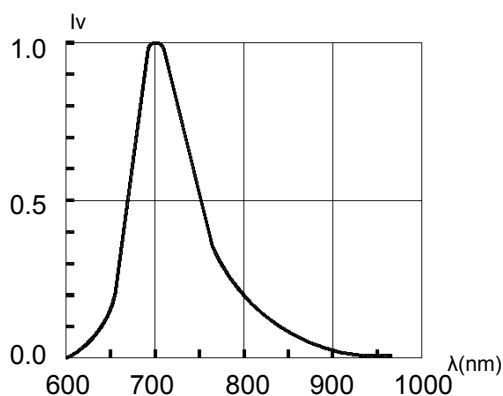


Fig. 1 Relative Luminous Intensity vs. Wavelength

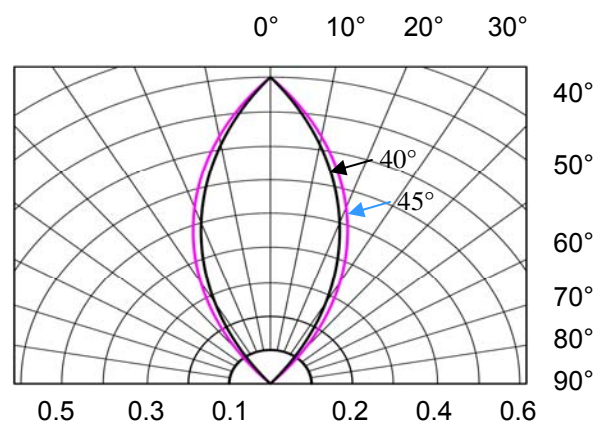


Fig. 2 Directivity Radiation Diagram

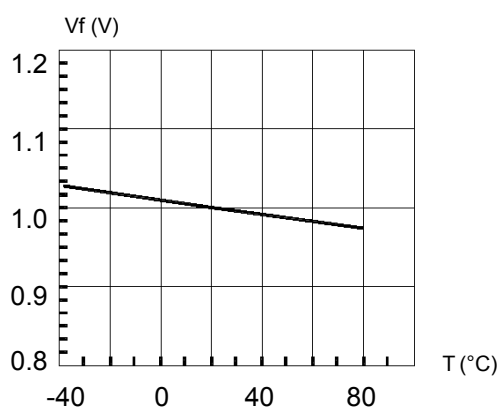


Fig. 3 Forward Voltage vs. Temperature

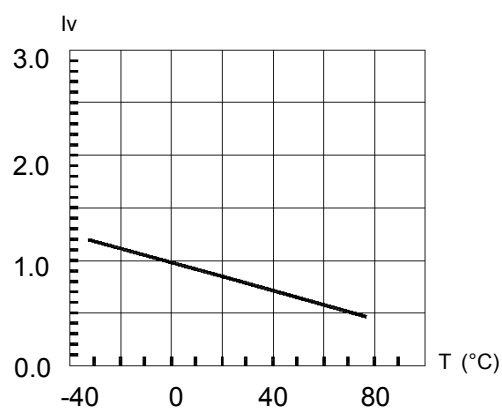


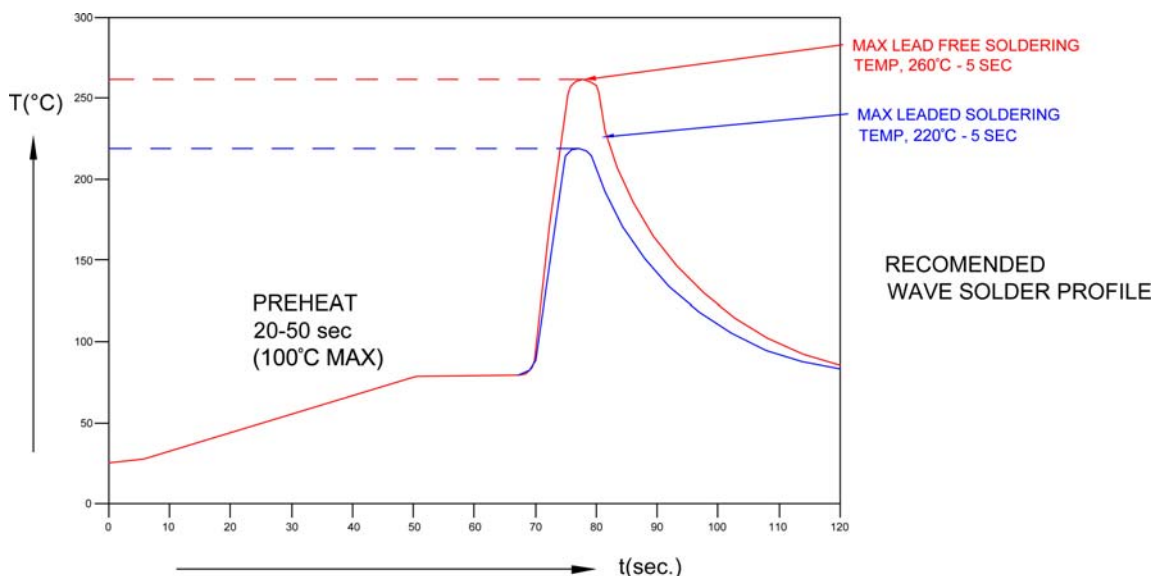
Fig. 4 Relative Luminous Intensity vs. Temperature

Bivar reserves the right to make changes at any time without notice.

5mm (T1 ¾) Package Discrete LED RED, Low Current

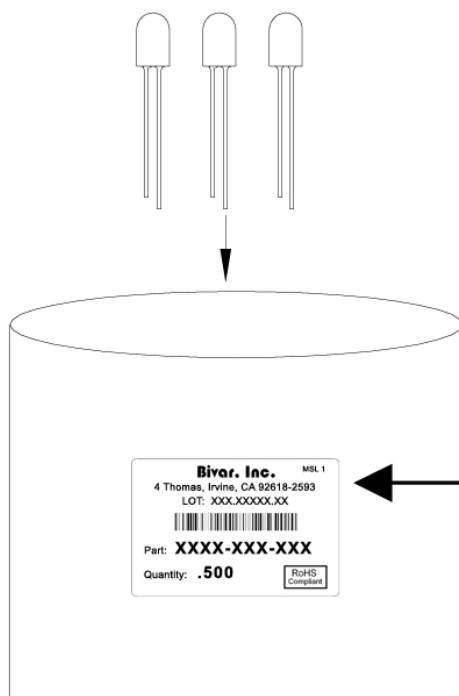


Recommended Soldering Conditions



Recommended Lead Free Wave Soldering Profile	
Preheat Temperature: 100°C Max.	Peak Temperature: 260°C Max.
Preheat Time: 20 ~ 50 Seconds	Solder Time Above 217°C: 5 Seconds Max.
Note: Turn off top heater at preheat to prevent the lamp body directly exposed to the heat source.	

Packaging and Labeling Plan



Bivar, Inc.	MSL 1
4 Thomas, Irvine, CA 92618-2593	
LOT: XXX.XXXXX.XX	
Part: XXXX-XXX-XXX	
Quantity: .500	
<div>RoHS Compliant</div>	

AntiStatic Poly Bag with Desiccant
(500 pcs Max. per Bag)

Bivar reserves the right to make changes at any time without notice.