



Chipsmall Limited consists of a professional team with an average of over 10 year of expertise in the distribution of electronic components. Based in Hongkong, we have already established firm and mutual-benefit business relationships with customers from,Europe,America and south Asia,supplying obsolete and hard-to-find components to meet their specific needs.

With the principle of "Quality Parts,Customers Priority,Honest Operation,and Considerate Service",our business mainly focus on the distribution of electronic components. Line cards we deal with include Microchip,ALPS,ROHM,Xilinx,Pulse,ON,Everlight and Freescale. Main products comprise IC,Modules,Potentiometer,IC Socket,Relay,Connector.Our parts cover such applications as commercial,industrial, and automotives areas.

We are looking forward to setting up business relationship with you and hope to provide you with the best service and solution. Let us make a better world for our industry!



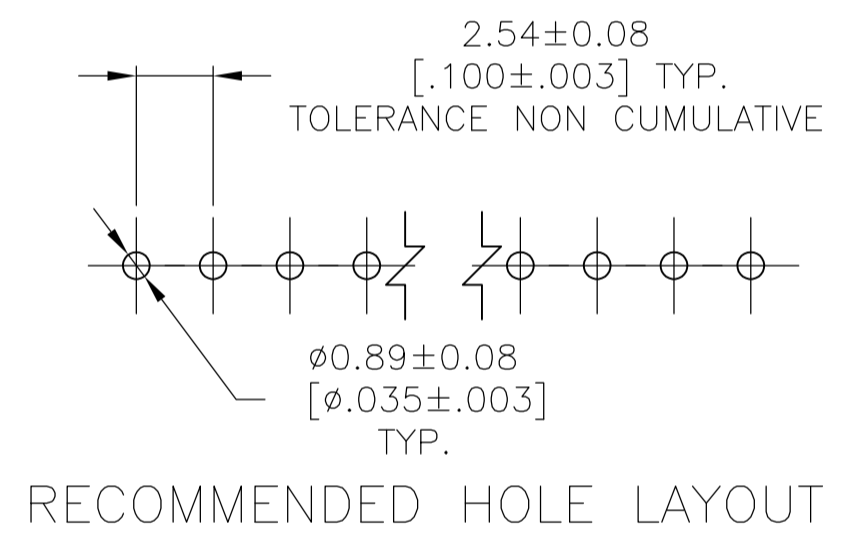
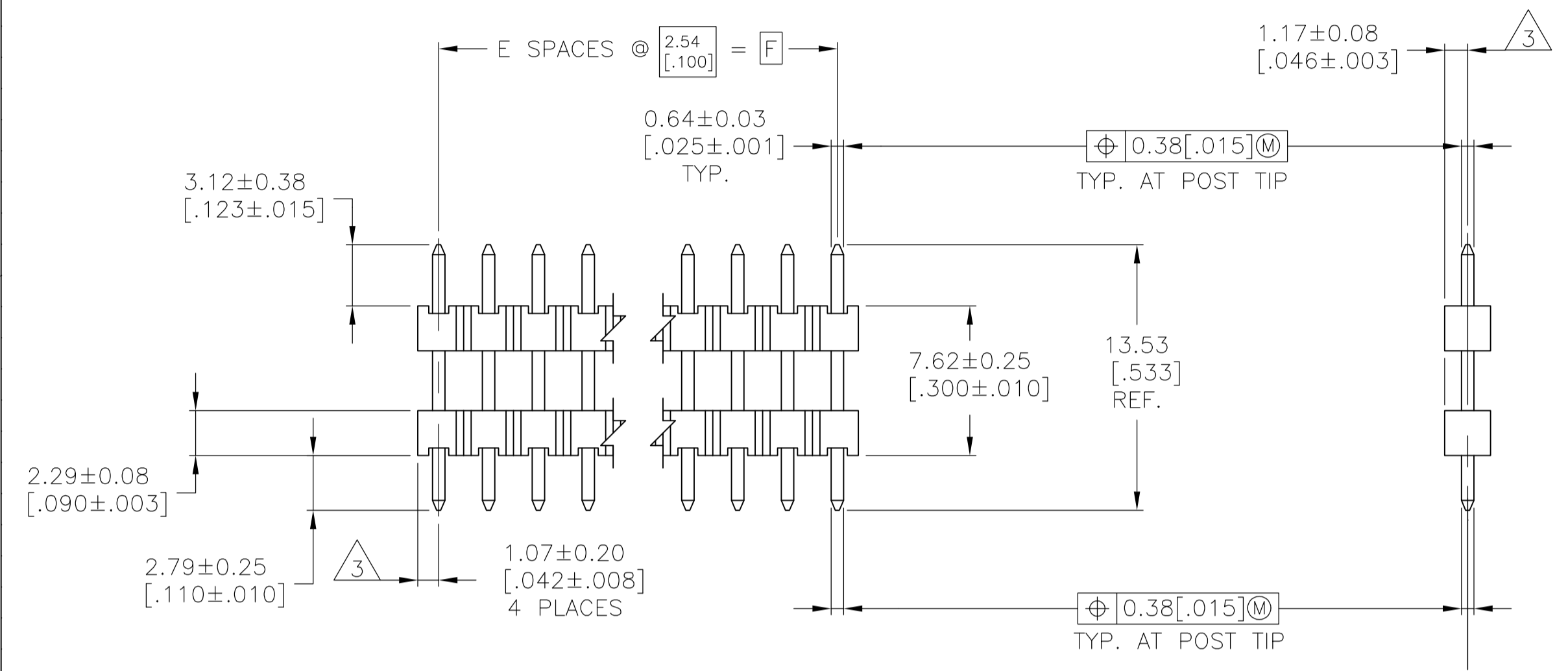
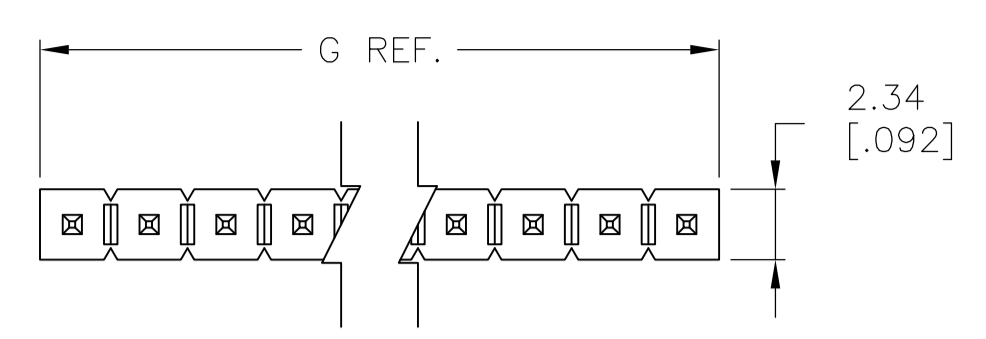
## Contact us

Tel: +86-755-8981 8866 Fax: +86-755-8427 6832

Email & Skype: info@chipsmall.com Web: www.chipsmall.com

Address: A1208, Overseas Decoration Building, #122 Zhenhua RD., Futian, Shenzhen, China





- ASSEMBLY MAY BE BROKEN TO THE DESIRED NUMBER OF POSITIONS
- TRUE POSITION TOLERANCE OF THE POST TIPS APPLIES WHEN THE HEADER IS HELD FLAT AGAINST THE PRINTED CIRCUIT BOARD
- THE NOTED DIMENSIONS APPLY AT THE INTERSECTION OF THE POST AND HOUSING
- HOUSING: FLAME RETARDANT THERMOPLASTIC; COLOR: BLACK.
- FINISH: 0.00254-0.00508 [0.000100-0.000200] MATTE TIN-LEAD OVER 0.00127 [0.000050] NICKEL ENTIRE POST.
- FINISH: 0.00254-0.00508 [0.000100-0.000200] MATTE TIN OVER 0.00127 [0.000050] NICKEL ENTIRE POST.

PLATING	G	F	E	NO. OF POSITIONS	PART NUMBER
6	101.19 [3.984]	99.06 [3.900]	39	40	9-146458-0
6	98.65 [3.884]	96.52 [3.800]	38	39	8-146458-9
6	96.11 [3.784]	93.98 [3.700]	37	38	8-146458-8
6	93.57 [3.684]	91.44 [3.600]	36	37	8-146458-7
6	91.03 [3.584]	88.90 [3.500]	35	36	8-146458-6
6	88.49 [3.484]	86.36 [3.400]	34	35	8-146458-5
6	85.95 [3.384]	83.82 [3.300]	33	34	8-146458-4
6	83.41 [3.284]	81.28 [3.200]	32	33	8-146458-3
6	80.87 [3.184]	78.74 [3.100]	31	32	8-146458-2
6	78.33 [3.084]	76.20 [3.000]	30	31	8-146458-1
6	75.79 [2.984]	73.66 [2.900]	29	30	8-146458-0
6	73.25 [2.884]	71.12 [2.800]	28	29	7-146458-9
6	70.71 [2.784]	68.58 [2.700]	27	28	7-146458-8
6	68.17 [2.684]	66.04 [2.600]	26	27	7-146458-7
6	65.63 [2.584]	63.50 [2.500]	25	26	7-146458-6
6	63.09 [2.484]	60.96 [2.400]	24	25	7-146458-5
6	60.55 [2.384]	58.42 [2.300]	23	24	7-146458-4
6	58.01 [2.284]	55.88 [2.200]	22	23	7-146458-3
6	55.47 [2.184]	53.34 [2.100]	21	22	7-146458-2
6	52.93 [2.084]	50.80 [2.000]	20	21	7-146458-1
6	50.39 [1.984]	48.26 [1.900]	19	20	7-146458-0
6	47.85 [1.884]	45.72 [1.800]	18	19	6-146458-9
6	45.31 [1.784]	43.18 [1.700]	17	18	6-146458-8
6	42.77 [1.684]	40.64 [1.600]	16	17	6-146458-7
6	40.23 [1.584]	38.10 [1.500]	15	16	6-146458-6
6	37.69 [1.484]	35.56 [1.400]	14	15	6-146458-5
6	35.15 [1.384]	33.02 [1.300]	13	14	6-146458-4
6	32.61 [1.284]	30.48 [1.200]	12	13	6-146458-3
6	30.07 [1.184]	27.94 [1.100]	11	12	6-146458-2
6	27.53 [1.084]	25.40 [1.000]	10	11	6-146458-1
6	24.99 [0.984]	22.86 [0.900]	9	10	6-146458-0
6	22.45 [0.884]	20.32 [0.800]	8	9	5-146458-9
6	19.91 [0.784]	17.78 [0.700]	7	8	5-146458-8
6	17.37 [0.684]	15.24 [0.600]	6	7	5-146458-7
6	14.83 [0.584]	12.70 [0.500]	5	6	5-146458-6
6	12.29 [0.484]	10.16 [0.400]	4	5	5-146458-5
6	9.75 [0.384]	7.62 [0.300]	3	4	5-146458-4
6	7.21 [0.284]	5.08 [0.200]	2	3	5-146458-3
6	4.67 [0.184]	2.54 [0.100]	1	2	5-146458-2
6	2.13 [0.084]	-	-	1	5-146458-1

PLATING	G	F	E	NO. OF POSITIONS	PART NUMBER
5	101.19 [3.984]	99.06 [3.900]	39	40	4-146458-0
5	98.65 [3.884]	96.52 [3.800]	38	39	3-146458-9
5	96.11 [3.784]	93.98 [3.700]	37	38	3-146458-8
5	93.57 [3.684]	91.44 [3.600]	36	37	3-146458-7
5	91.03 [3.584]	88.90 [3.500]	35	36	3-146458-6
5	88.49 [3.484]	86.36 [3.400]	34	35	3-146458-5
5	85.95 [3.384]	83.82 [3.300]	33	34	3-146458-4
5	83.41 [3.284]	81.28 [3.200]	32	33	3-146458-3
5	80.87 [3.184]	78.74 [3.100]	31	32	3-146458-2
5	78.33 [3.084]	76.20 [3.000]	30	31	3-146458-1
5	75.79 [2.984]	73.66 [2.900]	29	30	3-146458-0
5	73.25 [2.884]	71.12 [2.800]	28	29	2-146458-9
5	70.71 [2.784]	68.58 [2.700]	27	28	2-146458-8
5	68.17 [2.684]	66.04 [2.600]	26	27	2-146458-7
5	65.63 [2.584]	63.50 [2.500]	25	26	2-146458-6
5	63.09 [2.484]	60.96 [2.400]	24	25	2-146458-5
5	60.55 [2.384]	58.42 [2.300]	23	24	2-146458-4
5	58.01 [2.284]	55.88 [2.200]	22	23	2-146458-3
5	55.47 [2.184]	53.34 [2.100]	21	22	2-146458-2
5	52.93 [2.084]	50.80 [2.000]	20	21	2-146458-1
5	50.39 [1.984]	48.26 [1.900]	19	20	2-146458-0
5	47.85 [1.884]	45.72 [1.800]	18	19	1-146458-9
5	45.31 [1.784]	43.18 [1.700]	17	18	1-146458-8
5	42.77 [1.684]	40.64 [1.600]	16	17	1-146458-7
5	40.23 [1.584]	38.10 [1.500]	15	16	1-146458-6
5	37.69 [1.484]	35.56 [1.400]	14	15	1-146458-5
5	35.15 [1.384]	33.02 [1.300]	13	14	1-146458-4
5	32.61 [1.284]	30.48 [1.200]	12	13	1-146458-3
5	30.07 [1.184]	27.94 [1.100]	11	12	1-146458-2
5	27.53 [1.084]	25.40 [1.000]	10	11	1-146458-1
5	24.99 [0.984]	22.86 [0.900]	9	10	1-146458-0
5	22.45 [0.884]	20.32 [0.800]	8	9	146458-9
5	19.91 [0.784]	17.78 [0.700]	7	8	146458-8
5	17.37 [0.684]	15.24 [0.600]	6	7	146458-7
5	14.83 [0.584]	12.70 [0.500]	5	6	146458-6
5	12.29 [0.484]	10.16 [0.400]	4	5	146458-5
5	9.75 [0.384]	7.62 [0.300]	3	4	146458-4
5	7.21 [0.284]	5.08 [0.200]	2	3	146458-3
5	4.67 [0.184]	2.54 [0.100]	1	2	146458-2
5	2.13 [0.084]	-	-	1	146458-1

THIS DRAWING IS A CONTROLLED DOCUMENT.

DIMENSIONS: mm [INCHES]

TOLERANCES UNLESS OTHERWISE SPECIFIED:

0 PLC	± -
1 PLC	± -
2 PLC	± 0.51[0.02]
3 PLC	± 0.127[0.005]
4 PLC	± 0.0127[0.0005]

ANGLES: ±

MATERIAL: 4

FINISH: SEE TABLE

APPROVED: G. DUBNICZKI 3/4/96

PRODUCT SPEC: APPLICATION SPEC

WEIGHT: -

CUSTOMER DRAWING

DATE: 1/16/96

APP'D: T. HOFFMAN

NAME: G. DUBNICZKI

SIZE: A1

SCALE: 4:1

SHEET: 1 OF 1

REV: A2

STE TE Connectivity

HEADER ASSEMBLY, MOD II, STACKING, SINGLE ROW, .025 SQ.POST, UNSHROUDED

DRAWING NO: 00779

PART NO: 146458