



Chipsmall Limited consists of a professional team with an average of over 10 year of expertise in the distribution of electronic components. Based in Hongkong, we have already established firm and mutual-benefit business relationships with customers from,Europe,America and south Asia,supplying obsolete and hard-to-find components to meet their specific needs.

With the principle of “Quality Parts,Customers Priority,Honest Operation,and Considerate Service”,our business mainly focus on the distribution of electronic components. Line cards we deal with include Microchip,ALPS,ROHM,Xilinx,Pulse,ON,Everlight and Freescale. Main products comprise IC,Modules,Potentiometer,IC Socket,Relay,Connector.Our parts cover such applications as commercial,industrial, and automotives areas.

We are looking forward to setting up business relationship with you and hope to provide you with the best service and solution. Let us make a better world for our industry!



Contact us

Tel: +86-755-8981 8866 Fax: +86-755-8427 6832

Email & Skype: info@chipsmall.com Web: www.chipsmall.com

Address: A1208, Overseas Decoration Building, #122 Zhenhua RD., Futian, Shenzhen, China

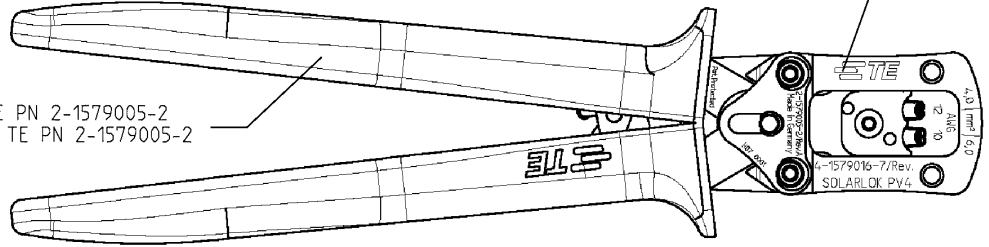


THIS DRAWING IS UNPUBLISHED. RELEASED FOR PUBLICATION
 COPYRIGHT 20 BY - ALL RIGHTS RESERVED.

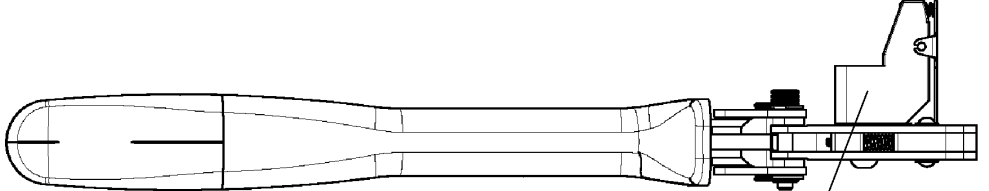
LOC	DIST	REVISIONS			
F	LTR	DESCRIPTION	DATE	DWN	APVD
A		INITIAL RELEASE	26NOV2012	wi	wi

HAND TOOL SOLARLOK PV4 PIN AND SOCKET CONTACTS

CSV10 Vario Griff lang TE PN 2-1579005-2
 CSV10 Vario long handles TE PN 2-1579005-2



Crimpkopf TE PN 4-1579016-7
 mit Kontaktpositionierer
 Crimp Head TE PN 4-1579016-7
 with contact locator




Kontaktpositionierer TE PN 7-1579025-3
 als Ersatzteil erhaeltlich
 Contact locator TE PN 7-1579025-3
 as spare part available

Dimensions:
 250x65x60 mm (LxWxH)

Kontakt	Querschnitt	Drahtcrimp/Wire Crimp		Abisolier- Laenge	Betriebsanleitung
Contact	Wire Size mm ² /AWG	Hoehe/Height mm	Breite/Width mm	Stripp Length mm	Instruction Sheet
1971857/1971858	4.0 / AWG12	2.14 ±0.05	3.94	6.5 +1 -0.05	411-18554
1971857/1971858	6.0 / AWG12	2.49 ±0.05	3.94	6.5 +1 -0.05	411-18554

Verarbeitung der Kontakte nach Verarbeitungsspezifikation 114-106078
 Processing of terminals according to application specification 114-106078

THIS DRAWING IS A CONTROLLED DOCUMENT.		DWN C.Witt	26NOV2012		TE Connectivity																		
		CHK C.Witt	26NOV2012																				
DIMENSIONS: mm		TOLERANCES UNLESS OTHERWISE SPECIFIED:		NAME HAND TOOL SOLARLOK PV4 HANDZANGE SOLARLOK PV4																			
<table border="1"> <tr><td>0</td><td>PLC</td><td>#</td></tr> <tr><td>1</td><td>PLC</td><td>#</td></tr> <tr><td>2</td><td>PLC</td><td>#</td></tr> <tr><td>3</td><td>PLC</td><td>#</td></tr> <tr><td>4</td><td>PLC</td><td>#</td></tr> <tr><td colspan="2">ANGLES</td><td>#°</td></tr> </table>		0	PLC	#	1	PLC	#	2	PLC	#	3	PLC	#	4	PLC	#	ANGLES		#°	APVD		RESTRICTED TO	
0	PLC	#																					
1	PLC	#																					
2	PLC	#																					
3	PLC	#																					
4	PLC	#																					
ANGLES		#°																					
MATERIAL		FINISH		SIZE A3	CAGE CODE 00779	DRAWING NO 6-1579014-8																	
				CUSTOMER DRAWING		SCALE 1:1 SHEET 1 of 1 REV A																	