



Chipsmall Limited consists of a professional team with an average of over 10 year of expertise in the distribution of electronic components. Based in Hongkong, we have already established firm and mutual-benefit business relationships with customers from,Europe,America and south Asia,supplying obsolete and hard-to-find components to meet their specific needs.

With the principle of “Quality Parts,Customers Priority,Honest Operation,and Considerate Service”,our business mainly focus on the distribution of electronic components. Line cards we deal with include Microchip,ALPS,ROHM,Xilinx,Pulse,ON,Everlight and Freescale. Main products comprise IC,Modules,Potentiometer,IC Socket,Relay,Connector.Our parts cover such applications as commercial,industrial, and automotives areas.

We are looking forward to setting up business relationship with you and hope to provide you with the best service and solution. Let us make a better world for our industry!



Contact us

Tel: +86-755-8981 8866 Fax: +86-755-8427 6832

Email & Skype: info@chipsmall.com Web: www.chipsmall.com

Address: A1208, Overseas Decoration Building, #122 Zhenhua RD., Futian, Shenzhen, China


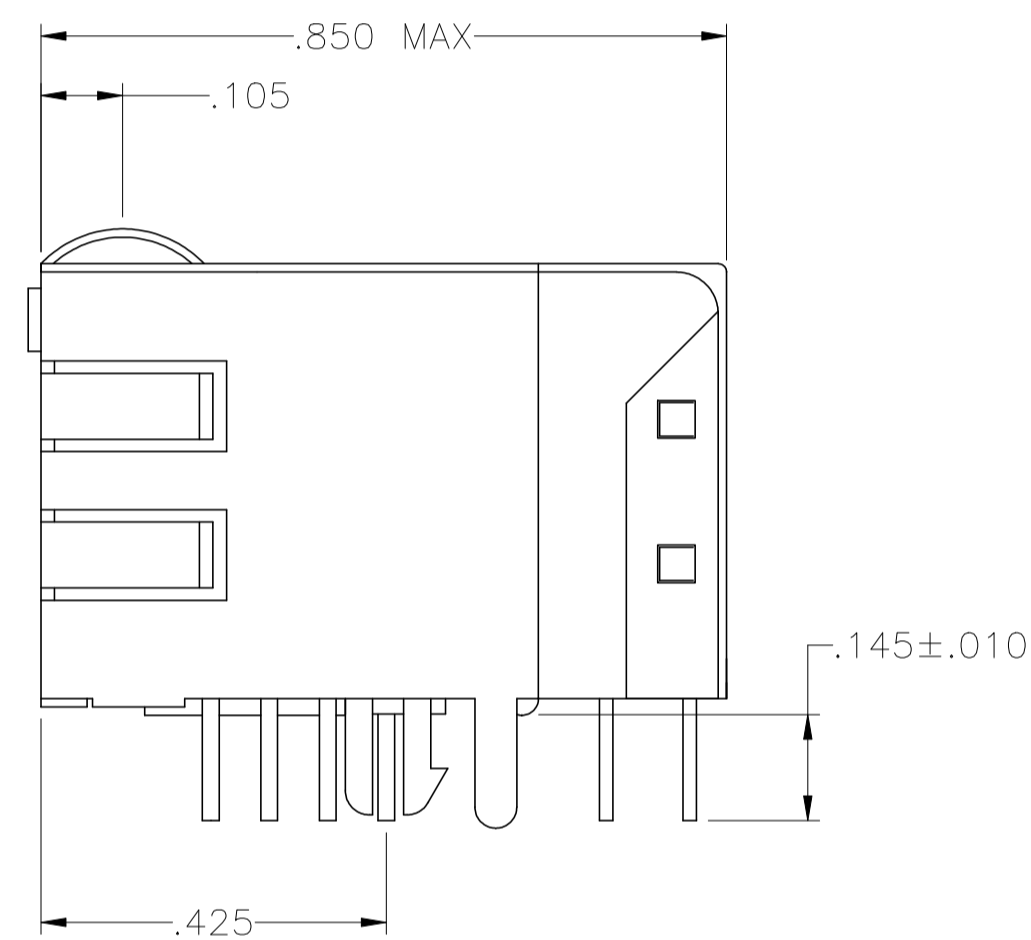
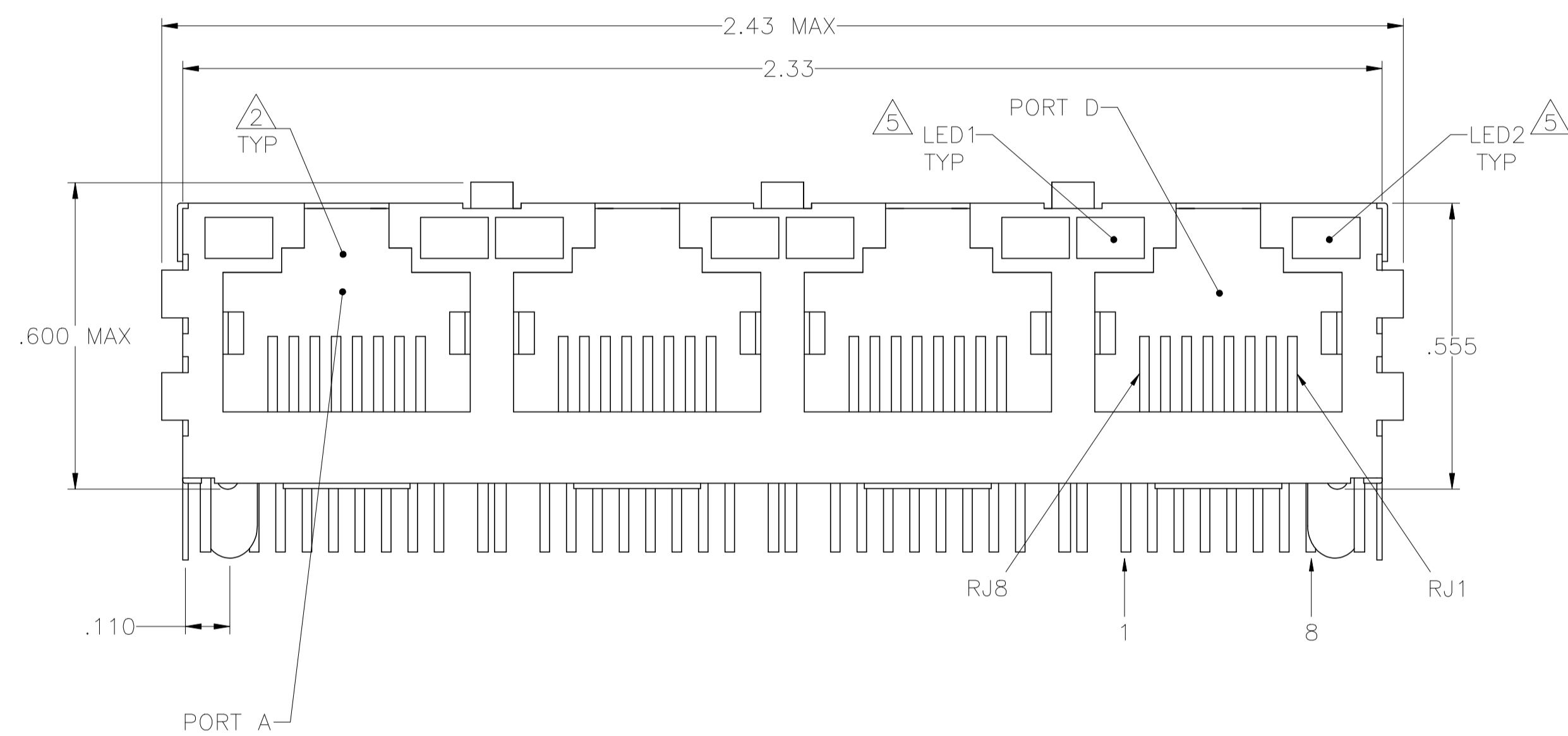
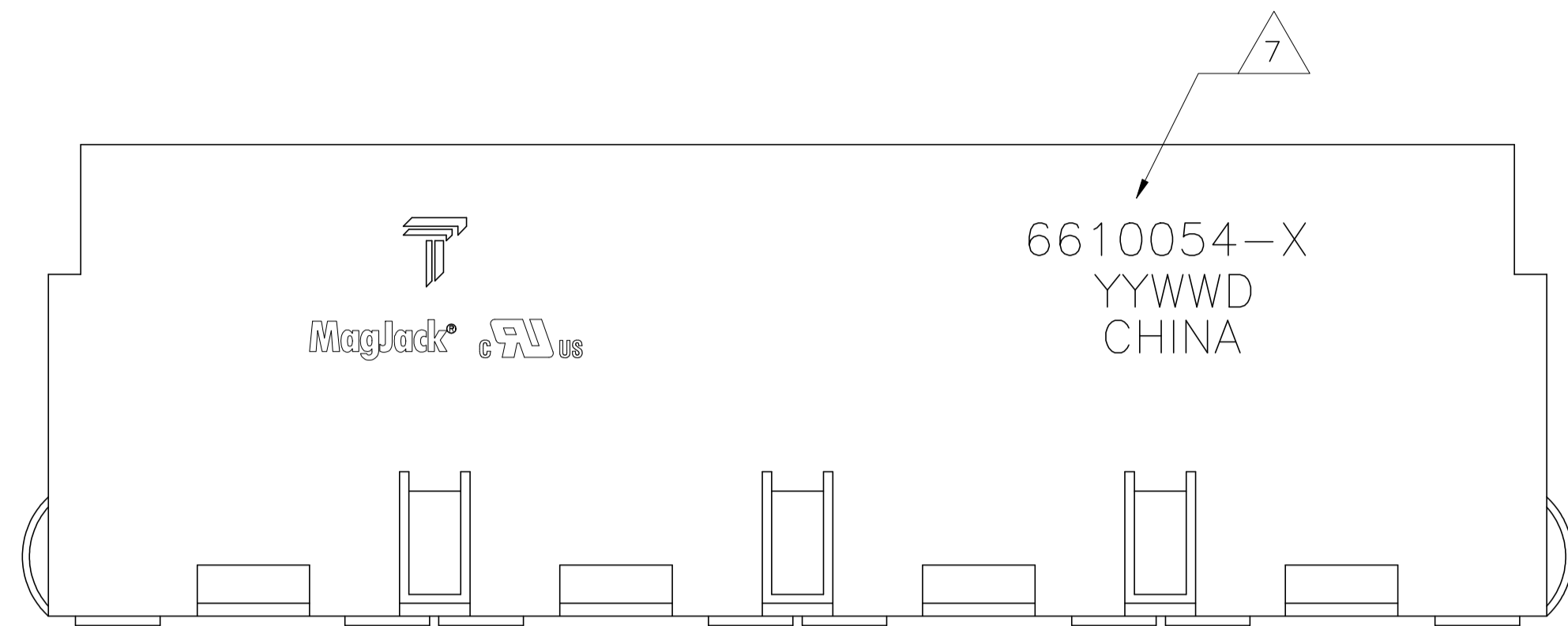


THIS DRAWING AND THE SUBJECT MATTER SHOWN THEREON ARE CONFIDENTIAL AND THE PROPERTY OF BEL/STEWART/TRP CONNECTOR AND SHALL NOT BE REPRODUCED, COPIED, OR USED IN ANY MANNER WITHOUT THE WRITTEN CONSENT OF TRP CONNECTOR.

PRODUCT MAY BE PROTECTED BY ONE OR MORE OF THE FOLLOWING US PATENTS:
 5736910 5939955 6425781 6428361 6554638 6840817 7123117
 7429195 7717749 7808751 6217391 6149050 7924130

REVISIONS				
P	LYR	DESCRIPTION	DATE	APPD
E		EC-1411035 COMPANY LOGO CHANGE	05JAN2015	DZ TL

MECHANICAL:



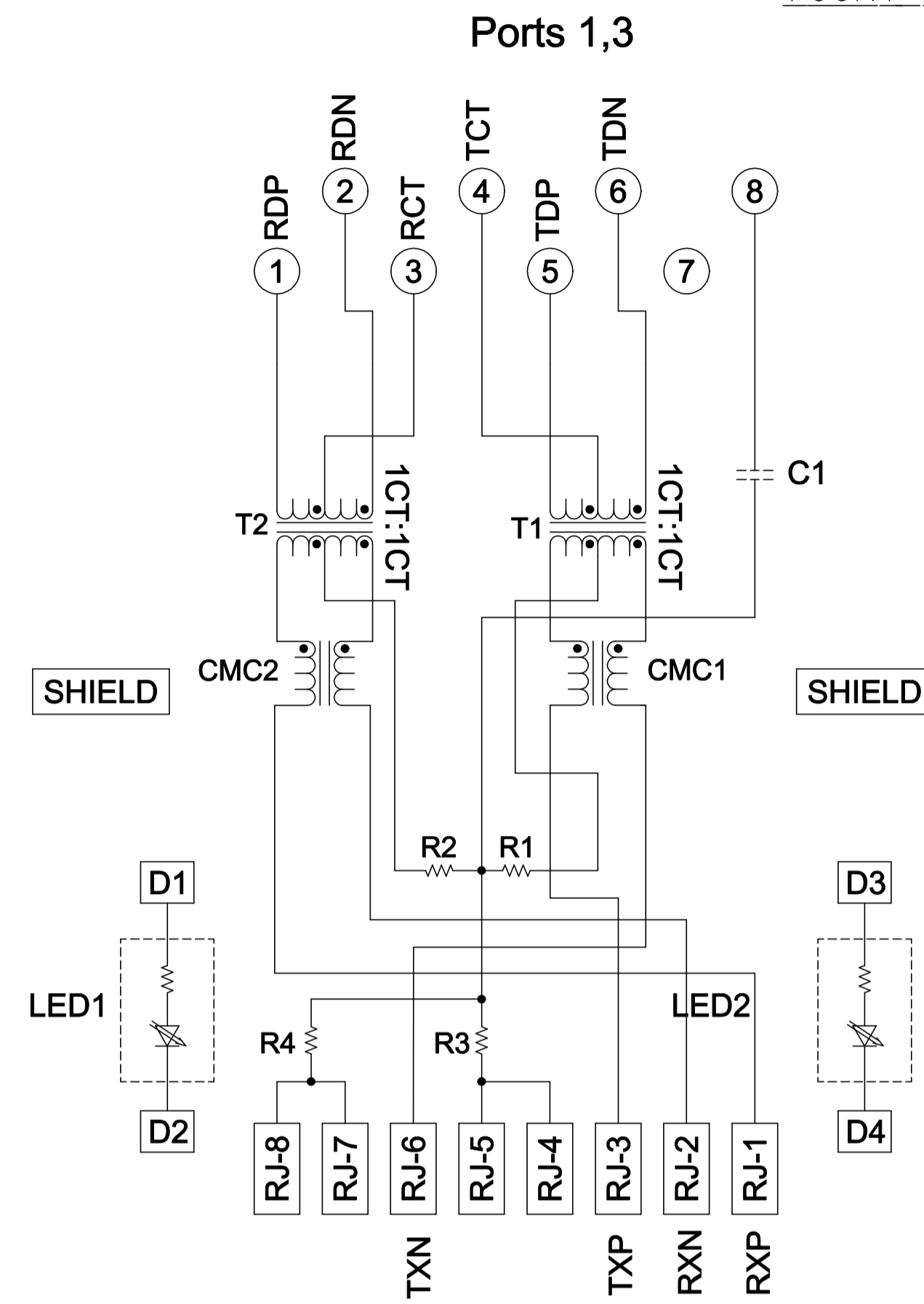
1X4_SUGGESTED_PANEL_CUTOUT

- 1 MATERIALS:
 - HOUSING - THERMOPLASTIC PET POLYESTER FLAMMABILITY RATING UL 94V-0.
 - SHIELD - .010" THICK, C26800 BRASS PREPLATED WITH 30μINCH MIN SEMI-BRIGHT NICKEL. SOLDER TABS POST DIPPED WITH 100μINCH MIN SAC SOLDER.
 - MOD JACK CONTACTS - 0.0157 X 0.018" PHOSPHOR BRONZE, 50μINCH MIN OVERALL NICKEL UNDERPLATE WITH SELECT 50μINCH MIN HARD GOLD FINISH PLATE. SOLDER TAILS WITH 100μINCH MIN MATTE TIN AND/OR SAC SOLDER DIP.
 - LIGHT EMITTING DIODE(LED) - DIFFUSED EPOXY LENS, .020" X .020" CARBON STEEL WIREFRAME LEADS PRE-PLATED WITH 80μINCH SILVER OVER 40μINCH NICKEL UNDERPLATE OVER 40μINCH COPPER UNDERPLATE. POST-PLATED WITH 100μINCH MIN MATTE TIN AND/OR SAC SOLDER DIP OR PURE TIN SOLDER DIP.
- 2 RJ45 JACK CAVITY CONFORMS TO FCC RULES AND REGULATIONS PART 68, SUB PART F.
- 3 MAGNETICS
 - IMPEDANCE: 100 OHMS
 - TURNS RATIO (CHIP-CABLE): TX = 1:1, RX = 1:1
 - OPEN CIRCUIT INDUCTANCE (OCL): 350μH MIN @100kHz, 0.1VRMS, 8mA DC BIAS FROM 0°C TO 70°C, TX AND RX
 - PERFORMANCE @ 25°C:
 - INSERTION LOSS (IL): 1.1dB MAX FROM 0.5MHZ TO 100MHZ
 - RETURN LOSS (RL): 18dB MIN FROM 0.5MHZ TO 30MHZ
 - 18-20LOG(f/30)dB MIN FROM 30.1MHZ TO 60MHZ
 - 12dB MIN FROM 60.1MHZ TO 80MHZ
 - CROSSTALK ATTENUATION: 35dB MIN FROM 0.5MHZ TO 40MHZ
 - 33-20*LOG(f/50)dB MIN FROM 40.1MHZ TO 100MHZ
 - COMMON MODE REJECTION RATIO (CMRR): 30dB MIN FROM 0.5MHZ TO 100MHZ
 - ISOLATION VOLTAGE: 2250VDC (MAX) FOR 60 SECONDS WITH A RISE TIME OF 500V/SEC AND WITH ALL PORTS CONNECTED.
- 4 OPERATING TEMPERATURE: FROM 0°C TO +70°C
- 5 THE 250 OHM LED RESISTORS ARE OPTIONAL, PLEASE SEE CHART FOR PRESENCE OR ABSENCE OF LED RESISTORS. IF THE LED WITHOUT 250 OHM RESISTORS, LED IS DRIVEN WITH CONSTANT CURRENT AT APPROX 20mA.
 - LED COLOR: DOMINANT WAVELENGTH (λD): GREEN 568 nm TYP. at IF=20mA
 - FORWARD VOLTAGE (VF): GREEN 2.2V TYP. at IF=20mA
 - IF THE LED WITH 250 OHM RESISTORS, LED IS DRIVEN WITH 5V VOLTAGE AND THE MAX OPERATING CURRENT IS 20mA.
 - LED COLOR: DOMINANT WAVELENGTH (λD): GREEN 568 nm TYP. at VF=5V
 - FORWARD CURRENT (IF): GREEN 12 mA TYP. at VF=5V
 - DOMINANT WAVELENGTH (λD): YELLOW 588 nm TYP. at VF=5V
 - FORWARD CURRENT (IF): YELLOW 13 mA TYP. at VF=5V
- 6 INDICATED CONNECTIONS ARE FOR HUB CONFIGURATION. THE MAGNETICS ARE SYMMETRICAL AND SUPPORT AUTO-MDI/MDIX.
- 7 TRP CONNECTOR LOGO, PART NUMBER, DATE CODE, COUNTRY OF ORIGIN AND AGENCY APPROVAL MARKING IN APPROXIMATE LOCATION SHOWN.
- 8. THESE PARTS ARE RECOMMENDED FOR WAVE SOLDERING PROCESS. PREHEAT TEMPERATURE IS 120°C TO 160°C, 120 SECONDS TO 180 SECONDS, PEAK WAVE SOLDERING TEMPERATURE IS 260°C MAX, 10 SECONDS MAX.
- 9 OBSOLETE PARTS: OBSOLETE CIS STREAMLINING PER D.RENAUD/D.SINISI

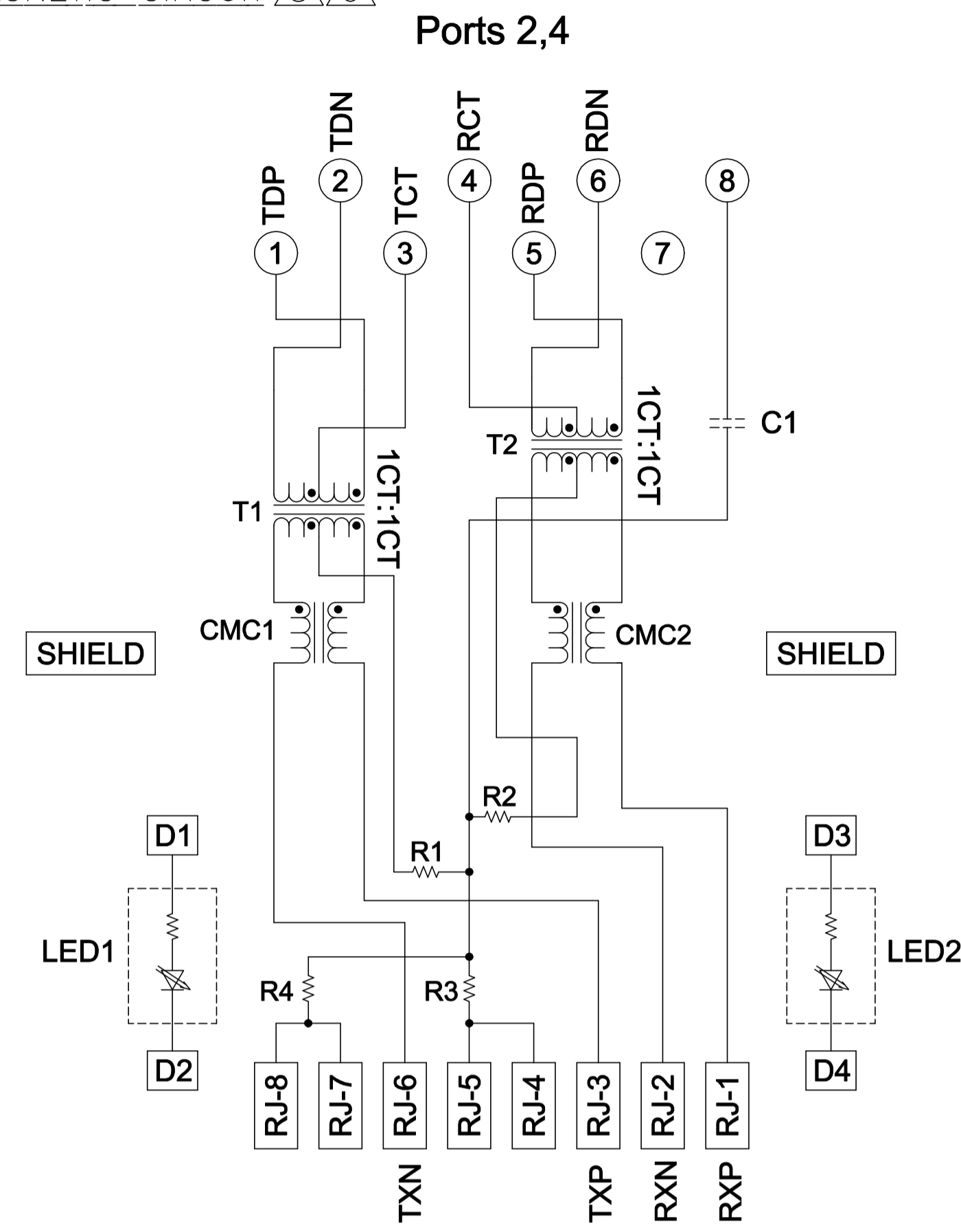
OBSOLETE	GREEN	YES	GREEN	YES	6-6610054-1
	GREEN	NO	GREEN	NO	5-6610054-7
	GREEN	YES	YELLOW	YES	5-6610054-1
	LED1	250 OHMS RESISTOR	LED2	250 OHMS RESISTOR	PART NUMBER

THIS DRAWING IS A CONTROLLED DOCUMENT.		DWN L VARELA-DOCKS 16MAR2005		TRP CONNECTOR DONGGUAN CHINA	
DIMENSIONS: INCHES		CHK D.FAROLE 16MAR2005		APVD D.FAROLE 16MAR2005	
TOLERANCES UNLESS OTHERWISE SPECIFIED:		MODEL NAME		DESC 1X4 766K1 10/100 TAB UP W/ LED	
0 PLC ± -	1 PLC ± -	MAGJACK GANG		SIZE A1	CAGE CODE
2 PLC ± .010	3 PLC ± .005	NON-POE		DRAWING NO C=6610054	RESTRICTED TO
4 PLC ± -	ANGLES ± -	CUSTOMER DRAWING		SCALE 4:1	SHEET 1 OF 2
PRODUCT SPEC 108-2100	APPLICATION SPEC -			REV E	

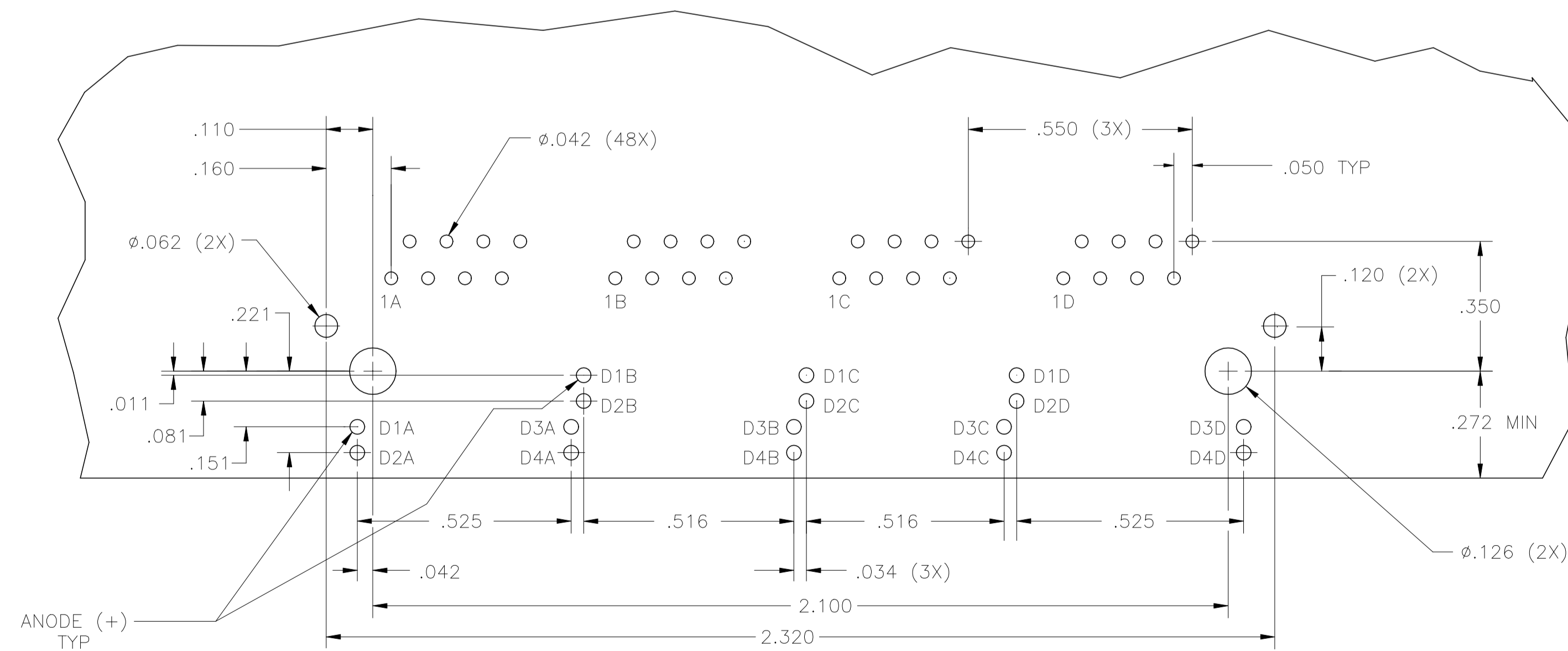
766K1 SERIES MAGNETIC CIRCUIT



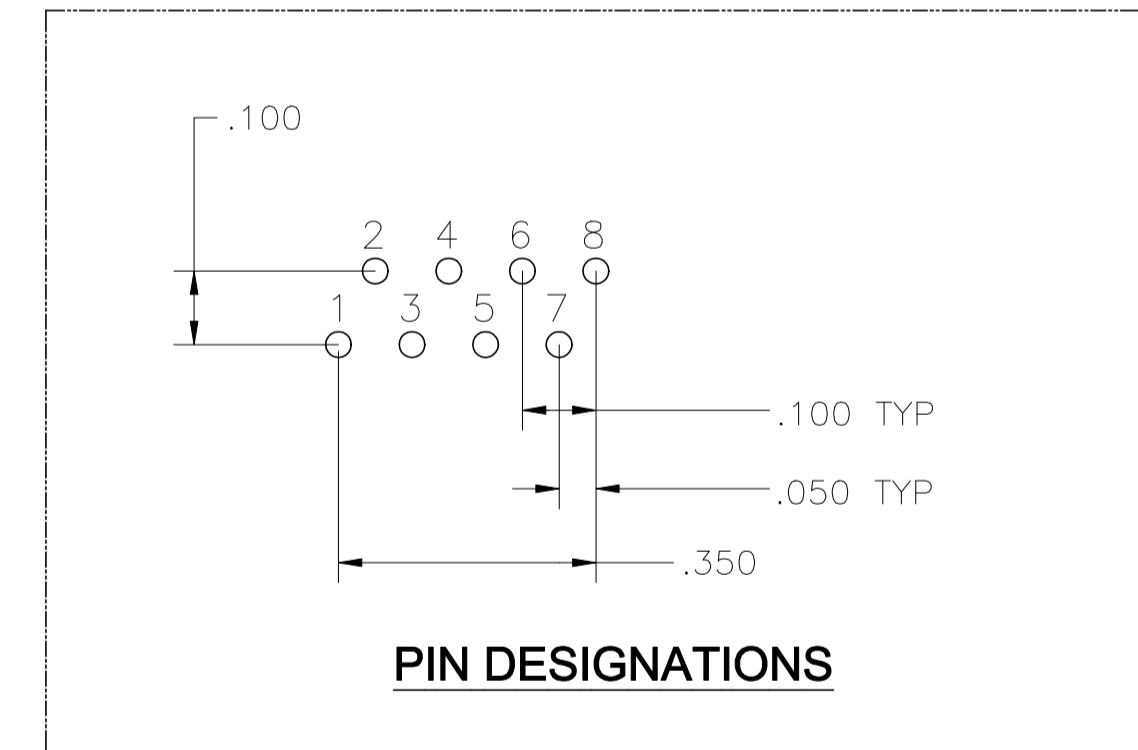
C1 = 1000pF. 2kV CAPACITOR
R1-R4 = 75 OHMS, 1/16 W RESISTORS



C1 = 1000pF. 2kV CAPACITOR
R1-R4 = 75 OHMS, 1/16 W RESISTORS



SUGGESTED PCB LAYOUT
(Component Side)



PIN DESIGNATIONS

THIS DRAWING IS A CONTROLLED DOCUMENT.		OWN L.VARELA-DOCKS 16MAR2005	DONGGUAN CHINA	
DIMENSIONS: INCHES		CHK D.FAROLE 16MAR2005	DESC 1X4 766K1 10/100 TAB UP W/ LED	
0 PLC ± - 1 PLC ± - 2 PLC ± .010 3 PLC ± .005 4 PLC ± - ANGLES ± - APPLICATION SPEC -		APVD D.FAROLE 16MAR2005	MODEL NAME MAGJACK GANG	
PRODUCT SPEC 108-2100			SIZE A1	RESTRICTED TO NON-POE
		CAGE CODE 6610054		SCALE 4:1
		DRAWING NO 6610054		SHEET 2 OF 2
		CUSTOMER DRAWING		REV E