



Chipsmall Limited consists of a professional team with an average of over 10 year of expertise in the distribution of electronic components. Based in Hongkong, we have already established firm and mutual-benefit business relationships with customers from,Europe,America and south Asia,supplying obsolete and hard-to-find components to meet their specific needs.

With the principle of “Quality Parts,Customers Priority,Honest Operation,and Considerate Service”,our business mainly focus on the distribution of electronic components. Line cards we deal with include Microchip,ALPS,ROHM,Xilinx,Pulse,ON,Everlight and Freescale. Main products comprise IC,Modules,Potentiometer,IC Socket,Relay,Connector.Our parts cover such applications as commercial,industrial, and automotives areas.

We are looking forward to setting up business relationship with you and hope to provide you with the best service and solution. Let us make a better world for our industry!



## Contact us

Tel: +86-755-8981 8866 Fax: +86-755-8427 6832

Email & Skype: info@chipsmall.com Web: www.chipsmall.com

Address: A1208, Overseas Decoration Building, #122 Zhenhua RD., Futian, Shenzhen, China



# Ionizer Mounting Arm Installation and Maintenance



Made in America




Figure 1. Desco [60466](#) Ionizer Mounting Arm

## Packaging

- 1 Ionizer Mounting Arm with C-Clamp
- 4 Screws
- 4 Nuts

## Installation

Mount the arm at the desired location of the workbench using the C-Clamp mounting system. Figure 2 shows the proper mounting of the arm on a workbench. Tighten the C-Clamp securely.

The neck piece on the Arm allows for easy mounting of a Desco Chargebuster Jr. Ionizer or High Output Bench Top Ionizer via its stand assembly. The ionizer should be mounted to the Mounting Arm using the 4 included screws and nuts. See Figure 3.




Figure 2. Installing the Ionizer Mounting Arm to a workbench

## Description

The Desco [60466](#) Ionizer Mounting Arm is designed as a mounting alternative for the Chargebuster Jr. Ionizer and High Output Bench Top Ionizer. The arm allows the ionizer to be mounted off the work surface, saving valuable work space. The articulated movement of the arm assembly allows the user to focus the ionizer's output directly onto the desired areas. The Ionizer Mounting Arm includes a C-Clamp style mounting system for ease of installation.

The [60466](#) Ionizer Mounting Arm is compatible with the following Desco items:

Item	Description
<a href="#">60500</a>	Chargebuster Jr. Ionizer, 120VAC
<a href="#">60501</a>	Chargebuster Jr. Ionizer, with Heater, 120VAC
<a href="#">60505</a>	High Output Bench Top Ionizer, 120VAC

NOTE: The [60466](#) Ionizer Mounting Arm is not compatible with ionizers built prior to 2011. The drill pattern can be found on page 2. Contact customer service for more information.




Figure 3. Installing the ionizer's stand to the Ionizer Mounting Arm

## Specifications

Construction:	Metal with springs
Weight:	4.8 lbs
Maximum Extension:	38"
Maximum Weight Capacity:	8 lbs

## Drill Pattern Templates

Ionizer	Link
60500	<a href="#">Download Template</a>
60501	<a href="#">Download Template</a>
60505	<a href="#">Download Template</a>

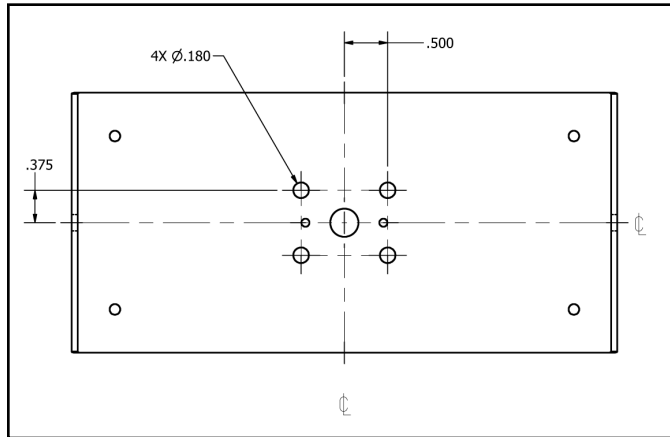


Figure 4. Drill pattern for [60466](#) Ionizer Mounting Arm

### Limited Warranty

Desco expressly warrants that for a period of one (1) year from the date of purchase, Desco Ionizer Mounting Arms will be free of defects in material (parts) and workmanship (labor). Within the warranty period, a credit for purchase of replacement Desco products, or, at Desco's option, the product will be repaired or replaced free of charge. If product credit is issued, the amount will be calculated by multiplying the unused portion of the expected one year life times the original unit purchase price. Call Customer Service at 909-627-8178 (Chino, CA) or 781-821-8370 (Canton, MA) for Return Material Authorization (RMA) and proper shipping instructions and address. Include a copy of your original packing slip, invoice, or other proof of date of purchase. Any unit under warranty should be shipped prepaid to the Desco factory. Warranty replacements will take approximately two weeks.

If your unit is out of warranty, Desco will quote repair charges necessary to bring your unit up to factory standards. Call Customer Service at 909-627-8178 (Chino, CA) or 781-821-8370 (Canton, MA) for a Return Material Authorization (RMA) and proper shipping instructions and address.

### Warranty Exclusions

THE FOREGOING EXPRESS WARRANTY IS MADE IN LIEU OF ALL OTHER PRODUCT WARRANTIES, EXPRESSED AND IMPLIED, INCLUDING MERCHANTABILITY AND FITNESS FOR A PARTICULAR PURPOSE WHICH ARE SPECIFICALLY DISCLAIMED. The express warranty will not apply to defects or damage due to accidents, neglect, misuse, alterations, operator error, or failure to properly maintain, clean or repair products.

### Limit of Liability

In no event will Desco or any seller be responsible or liable for any injury, loss or damage, direct or consequent, arising out of the use of or the inability to use the product. Before using, users shall determine the suitability of the product for their intended use, and users assume all risk and liability whatsoever in connection therewith.