



Chipsmall Limited consists of a professional team with an average of over 10 year of expertise in the distribution of electronic components. Based in Hongkong, we have already established firm and mutual-benefit business relationships with customers from,Europe,America and south Asia,supplying obsolete and hard-to-find components to meet their specific needs.

With the principle of "Quality Parts,Customers Priority,Honest Operation,and Considerate Service",our business mainly focus on the distribution of electronic components. Line cards we deal with include Microchip,ALPS,ROHM,Xilinx,Pulse,ON,Everlight and Freescale. Main products comprise IC,Modules,Potentiometer,IC Socket,Relay,Connector.Our parts cover such applications as commercial,industrial, and automotives areas.

We are looking forward to setting up business relationship with you and hope to provide you with the best service and solution. Let us make a better world for our industry!



Contact us

Tel: +86-755-8981 8866 Fax: +86-755-8427 6832

Email & Skype: info@chipsmall.com Web: www.chipsmall.com

Address: A1208, Overseas Decoration Building, #122 Zhenhua RD., Futian, Shenzhen, China



Part number:

62103-1101

Copyright

© 2014, FLIR Systems, Inc.

All rights reserved worldwide. Names and marks appearing herein are either registered trademarks or trademarks of FLIR Systems and/or its subsidiaries. All other trademarks, trade names or company names referenced herein are used for identification only and are the property of their respective owners.

March 31, 2014, 08:45 PM

Corporate Headquarters

FLIR Systems, Inc.
27700 SW Parkway Ave.
Wilsonville, OR 97070
USA
Telephone: +1-503-498-3547

Website

<http://www.flir.com>

Customer support

<http://support.flir.com>

Legal disclaimer

Specifications subject to change without further notice. Camera models and accessories subject to regional market considerations. License procedures may apply.

Information and equipment described herein may require US Government authorization for export purposes. Diversion contrary to US law is prohibited.



Imaging and optical data

IR resolution	320 × 240 pixels
Thermal sensitivity/NETD	<45 mK @ +30°C (+86°F)
Field of view (FOV) / Minimum focus distance	25° × 19° / 0.4 m (1.31 ft.)
Spatial resolution (IFOV)	1.36 mrad
Image frequency	60 Hz
Focus	Automatic (one shot) or manual
Zoom	2× and 4× digital zoom
Focal Plane Array (FPA) / Spectral range	Uncooled microbolometer / 7.5–13 μm

Image presentation

Display	Touch screen, 3.5 in. LCD, 320 × 240 pixels
Auto orientation	Automatic landscape or portrait
Image modes	Thermal, Thermal MSX, Picture in Picture, Digital Camera
Multi Spectral Dynamic Imaging (MSX)	Thermal image with enhanced detail presentation
Picture in Picture	Resizable and movable IR area on visual image

Measurement

Object temperature range	-20°C to +120°C (-4°F to +248°F) 0°C to +650°C (+32°F to +1202°F)
Accuracy	±2°C (±3.6°F) or ±2% of reading, for ambient temperature 10°C to 35°C (+50°F to 95°F)

Measurement analysis

Spotmeter	5
Area	5 areas (boxes or circles) with max./min./average
Automatic hot/cold detection	Auto hot or cold spotmeter markers within area
Measurement presets	No measurements, Center spot, Hot spot, Cold spot, 3 spots, Hotspot-spot, Hotspot-Temperature
Difference temperature	Delta temperature between measurement functions or reference temperature
Reference temperature	Manually set using difference temperature
Emissivity correction	Variable from 0.01 to 1.0 or selected from materials list
Measurement corrections	Emissivity, reflected temperature, relative humidity, atmospheric temperature, object distance, external IR window compensation
Colors (palettes)	Iron, Rainbow, Rainbow HC, White hot, Black hot, Arctic, Lava
Color Alarm (isotherm)	Above/below/interval
Measurement function alarm	Audible/visual alarms (above/below) on any selected measurement function

P/N: 62103-1101

© 2014, FLIR Systems, Inc.
All rights reserved worldwide.

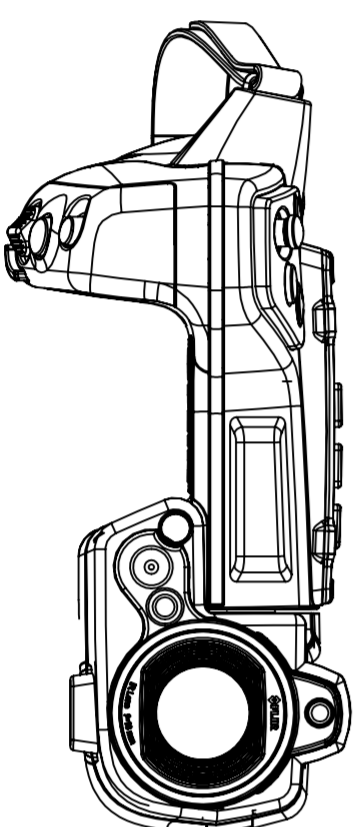
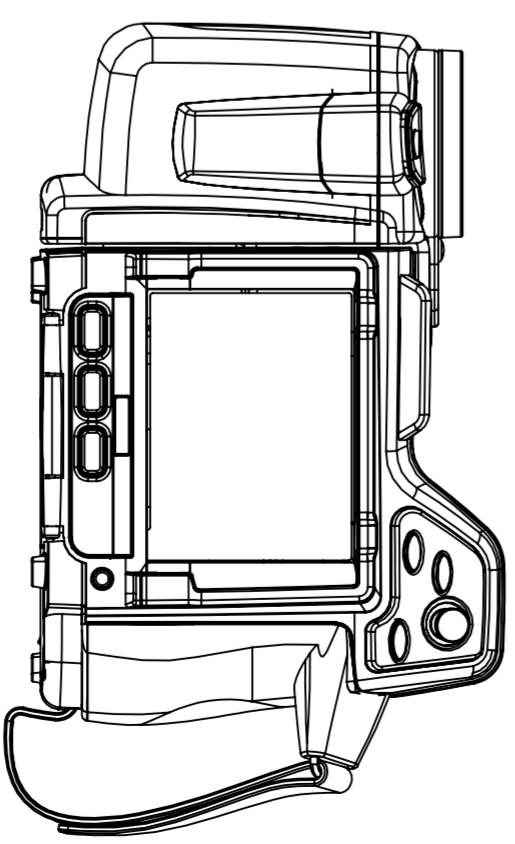
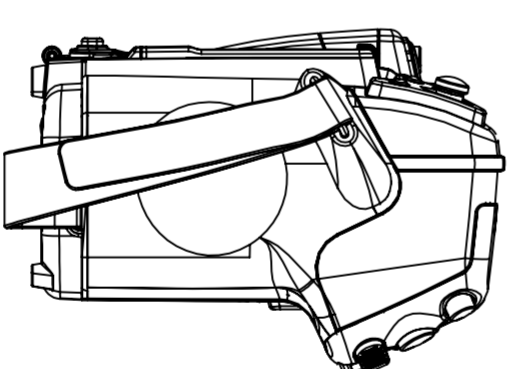
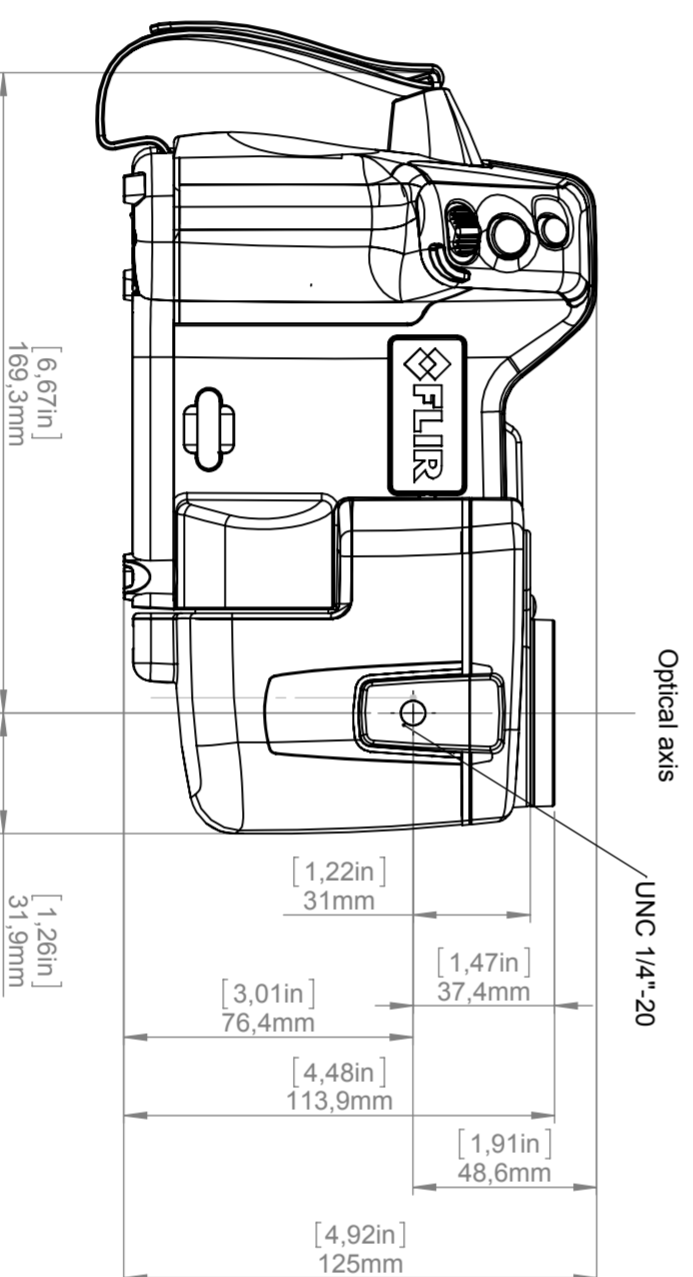
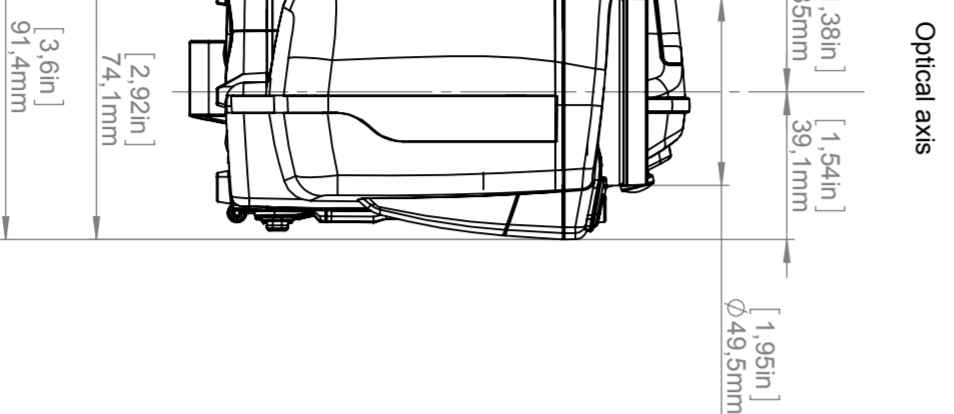
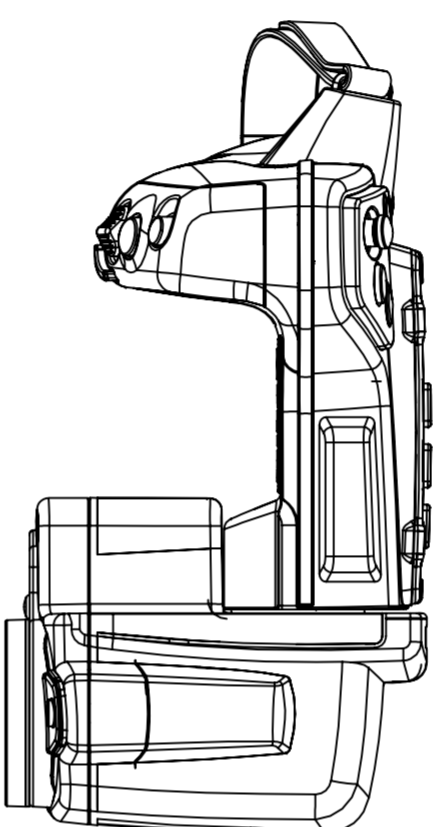
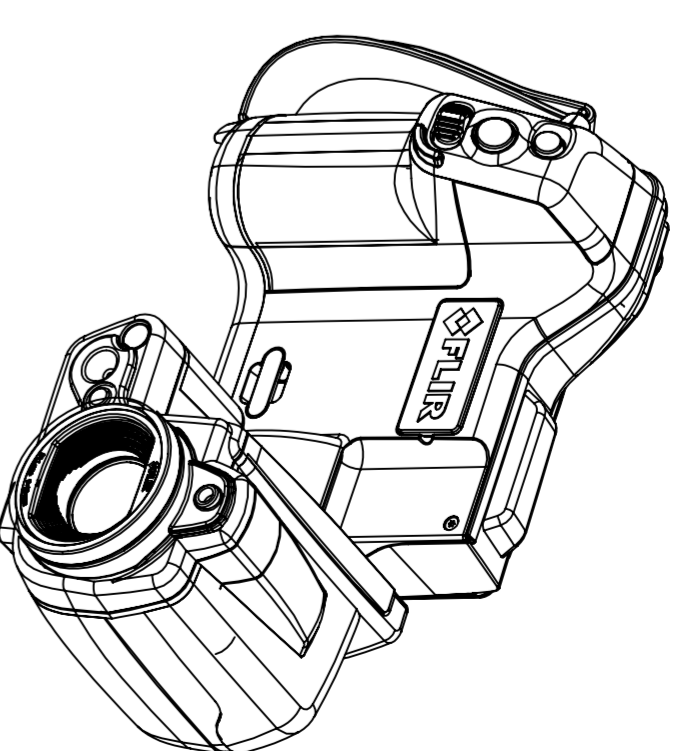
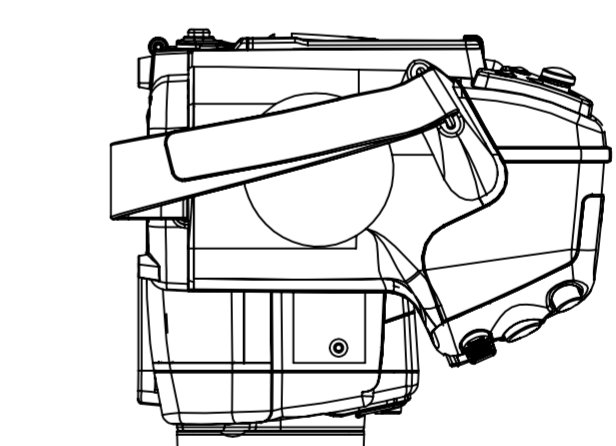
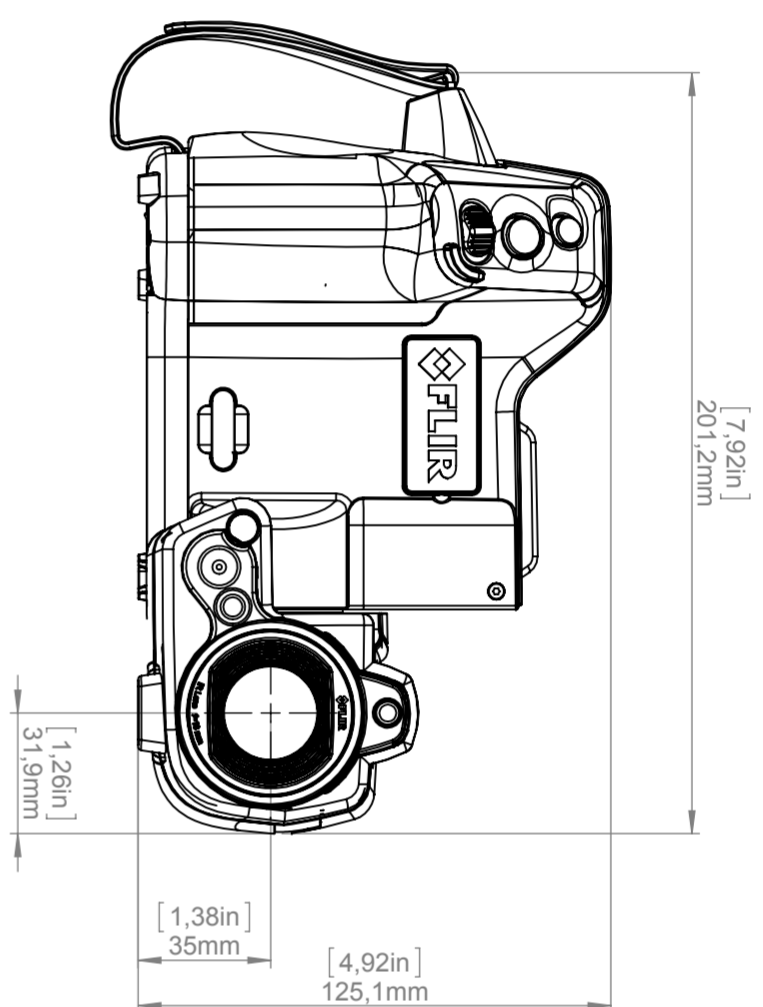
Measurement analysis	
Screening	Difference temperature alarm, audible
Set-up	
Set-up commands	Save options, Programmable button, Reset options, Set up camera, Wi-Fi, Compass, Bluetooth, Language, Time & units, Camera information
Camera software update	Use PC software FLIR Tools
Storage of images	
Image storage	Standard JPEG, including digital photo and measurement data, on memory card
Image storage mode	Simultaneous storage of thermal and digital photo in same JPEG. Optional to store digital photo as separate JPEG.
Time lapse	15 seconds to 24 hours
Image annotations	
Voice	60 seconds (via Bluetooth) stored with the image
Text	Add table. Select between predefined templates or create your own in FLIR Tools
Image description	Add short note (stored in JPEG exif tag)
Meterlink	Wireless connection (Bluetooth®) to: Flir meters with MeterLink
Report generation	<ul style="list-style-type: none"> Instant Report (*.pdf file) in camera including IR and visual images Separate PC software with extensive report generation
Compass	Camera direction automatically added to every image
Video recording in camera	
Non-radiometric IR-video recording	MPEG-4 to memory card
Visual video recording	MPEG-4 to memory card
Video streaming	
Radiometric IR-video streaming	Full dynamic to PC using USB or to mobile devices using Wi-Fi.
Non-radiometric IR-video streaming	MPEG-4 using Wi-Fi Uncompressed colorized video using USB
Visual video streaming	MPEG-4 using Wi-Fi Uncompressed colorized video using USB
Digital camera	
Built-in digital camera	3.1 Mpixel with LED light
Digital camera, FOV	Adapts to the IR lens
Laser pointer	
Laser	Activated by dedicated button
Laser alignment	Position is automatic displayed on the IR image
Data communication interfaces	
Interfaces	USB-mini, USB-A, Bluetooth, Wi-Fi, composite video
Bluetooth	Communication with headset and external sensors
Wi-Fi	Peer to peer (ad-hoc) or infrastructure (network)
USB	<ul style="list-style-type: none"> USB-A: Connect external USB device USB Mini-B: Data transfer to and from PC / Uncompressed colorized video
Video out	Composite
Video, connector type	4-pole 3.5 mm jack

P/N: 62103-1101

© 2014, FLIR Systems, Inc.
All rights reserved worldwide.

Radio	
Wi-Fi	Standard: 802.11 b/g Frequency range: 2412–2462 MHz Max output power: 15 dBm
Bluetooth	Frequency range: 2402–2480 MHz
Antenna	Internal
Power system	
Battery	Li Ion, 4 hours operating time
Charging system	In camera (AC adapter or 12 V from a vehicle) or 2-bay charger
Charging temperature	0°C to +45°C (+32°F to +113°F)
Power management	Automatic shutdown and sleep mode (user selectable)
Environmental data	
Operating temperature range	–15°C to +50°C (+5°F to +122°F)
Storage temperature range	–40°C to +70°C (–40°F to +158°F)
Humidity (operating and storage)	IEC 60068-2-30/24 h 95% relative humidity +25°C to +40°C (+77°F to +104°F) / 2 cycles
EMC	<ul style="list-style-type: none"> • ETSI EN 301 489-1 (radio) • ETSI EN 301 489-17 • EN 61000-6-2 (Immunity) • EN 61000-6-3 (Emission) • FCC 47 CFR Part 15 B (Emission) • ICES-003
Radio spectrum	<ul style="list-style-type: none"> • ETSI EN 300 328 • FCC Part 15.247 • RSS-210
Encapsulation	IP 54 (IEC 60529)
Bump	25 g (IEC 60068-2-29)
Vibration	2 g (IEC 60068-2-6)
Safety	EN/UL/CSA/PSE 60950-1
Physical data	
Camera weight, incl. battery	0.880 kg (1.94 lb.)
Camera size (L x W x H)	106 x 201 x 125 mm (4.2 x 7.9 x 4.9 in.), with built-in lens pointing forward
Tripod mounting	UNC ¼"-20 (adapter needed)
Shipping information	
<ul style="list-style-type: none"> • Infrared camera with lens • Battery (2 ea.) • Battery charger • Bluetooth headset • Camera lens cap • Calibration certificate • FLIR Tools download card • User documentation CD-ROM • Printed documentation • Hard transport case • Memory card • Neckstrap • Power supply, incl. multi-plugs • Sunshield • USB cable • Video cable 	

Camera with built-in IR lens f=18 mm (25°)

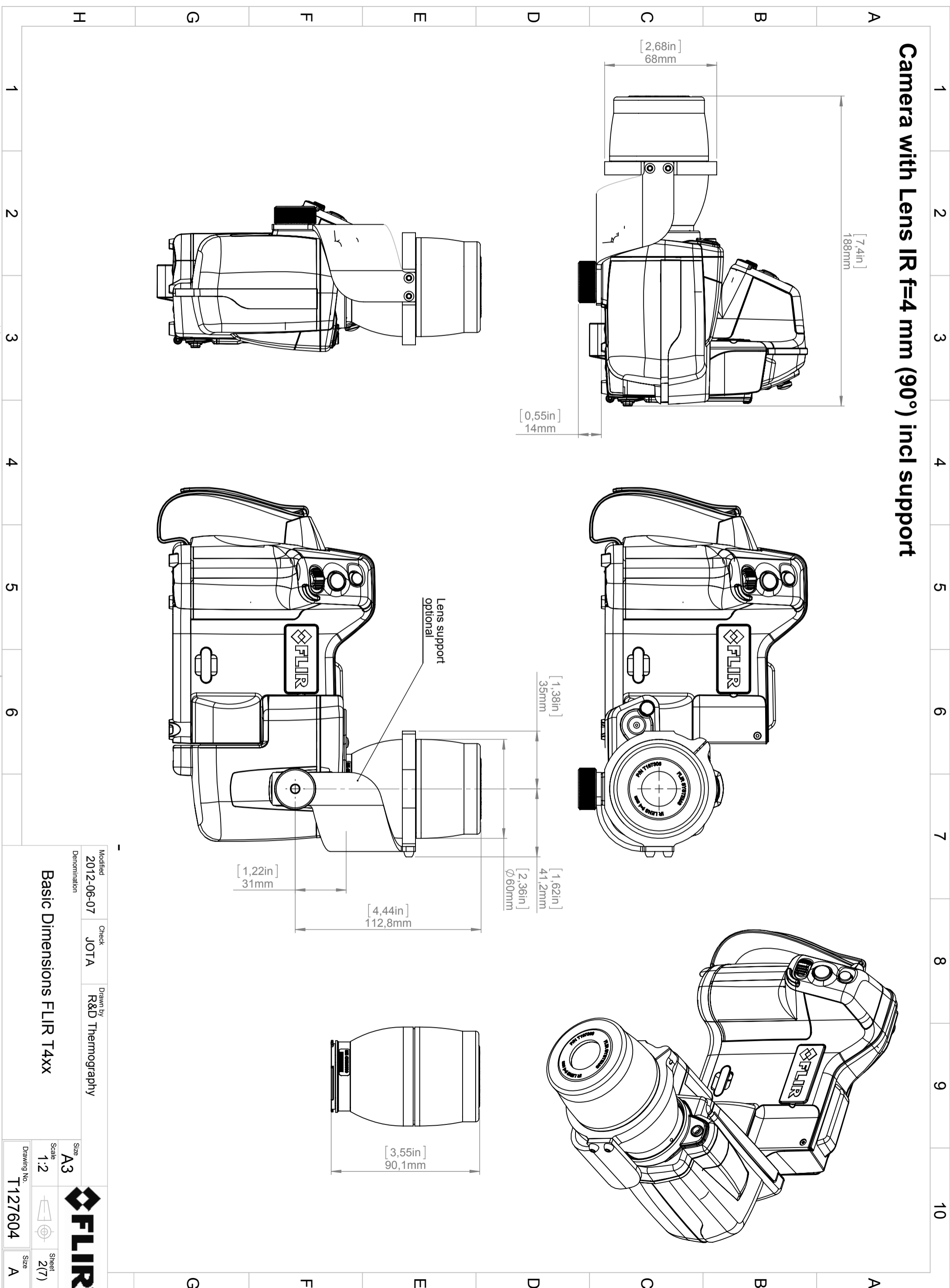


© 2012, FLIR Systems, Inc. All rights reserved worldwide. No part of this drawing may be reproduced, stored in a retrieval system, or transmitted in any form, or by any means, electronic, mechanical, photocopying, recording, or otherwise, without written permission from FLIR Systems, Inc. Specifications subject to change without further notice. Dimensional data is based on nominal values. Products may be subject to regional market considerations. License procedures may apply. Product may be subject to US Export Regulations. Please refer to exportquestions@flir.com with any questions. Diversion contrary to US law is prohibited.

Modified	2012-06-07	Check	JOTA	Drawn by	R&D Thermography
Denomination					
Basic Dimensions FLIR T4XX					
Size	A3				
Scale	1:2				
Sheet	1(7)				
Drawing No.	T127604				
Size	A				



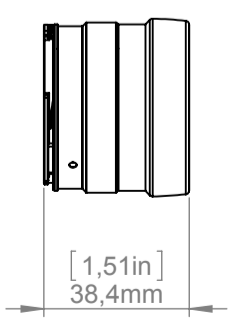
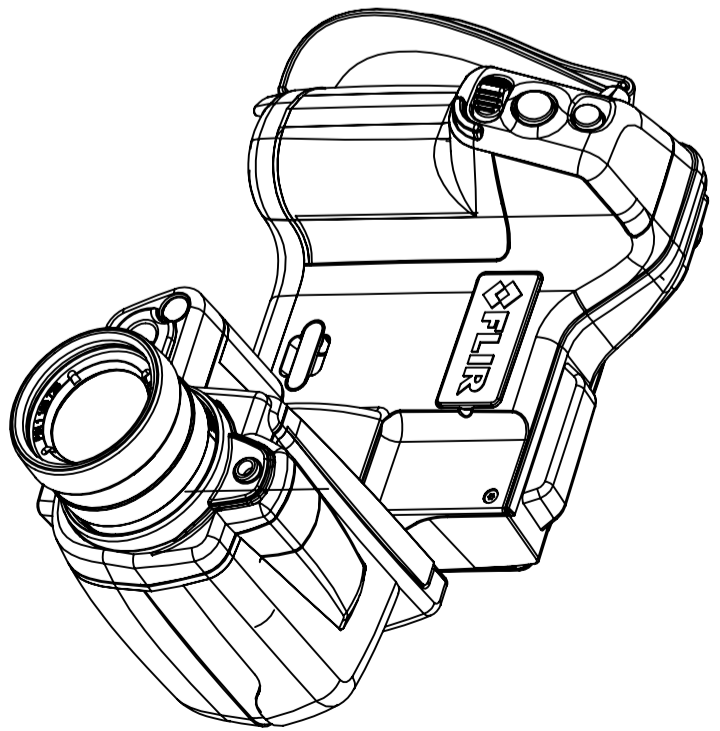
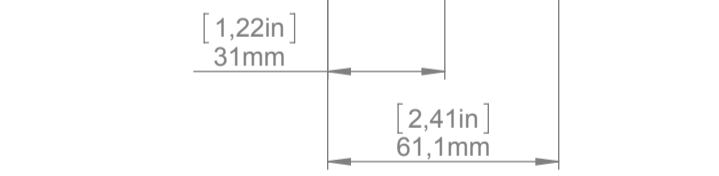
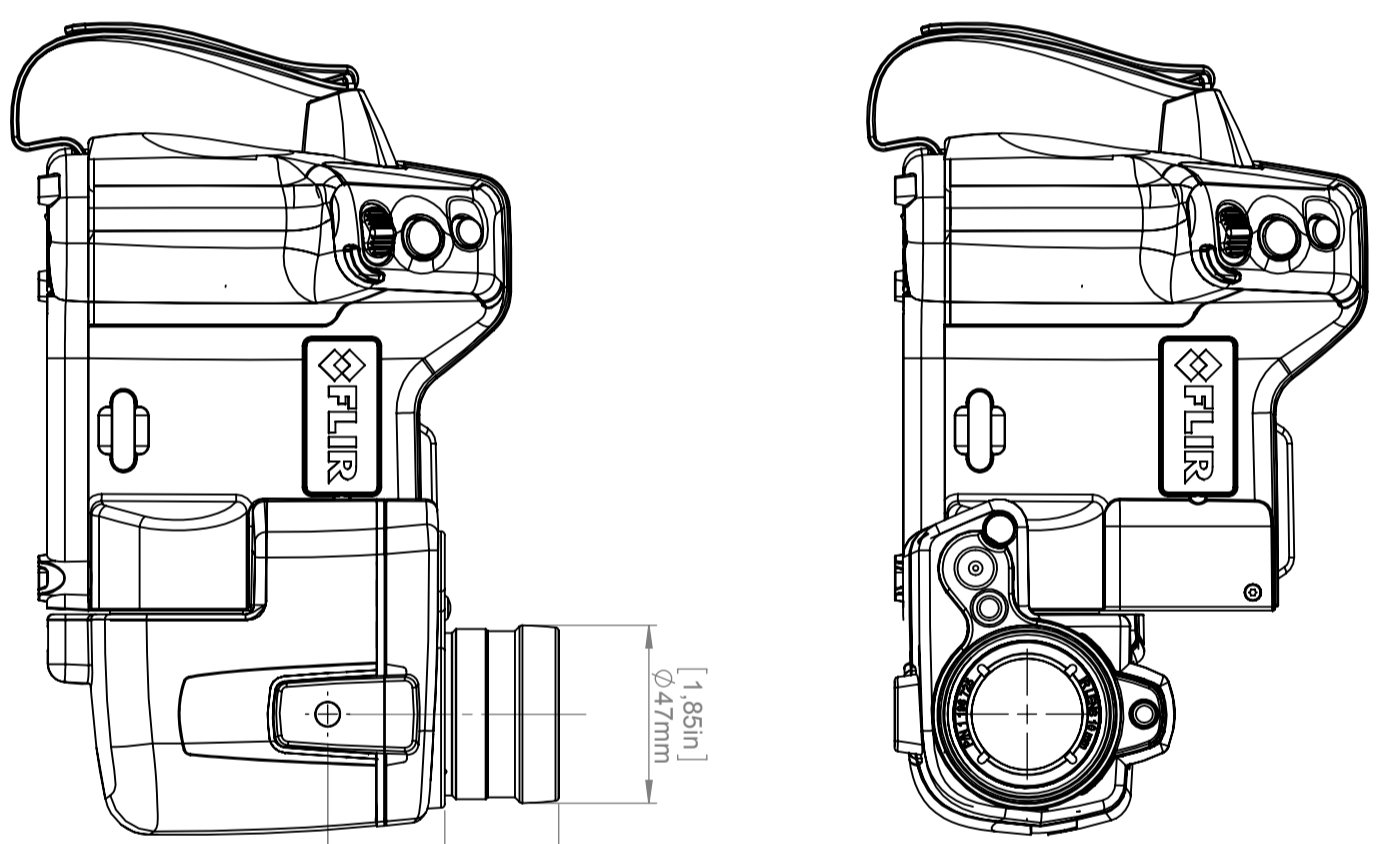
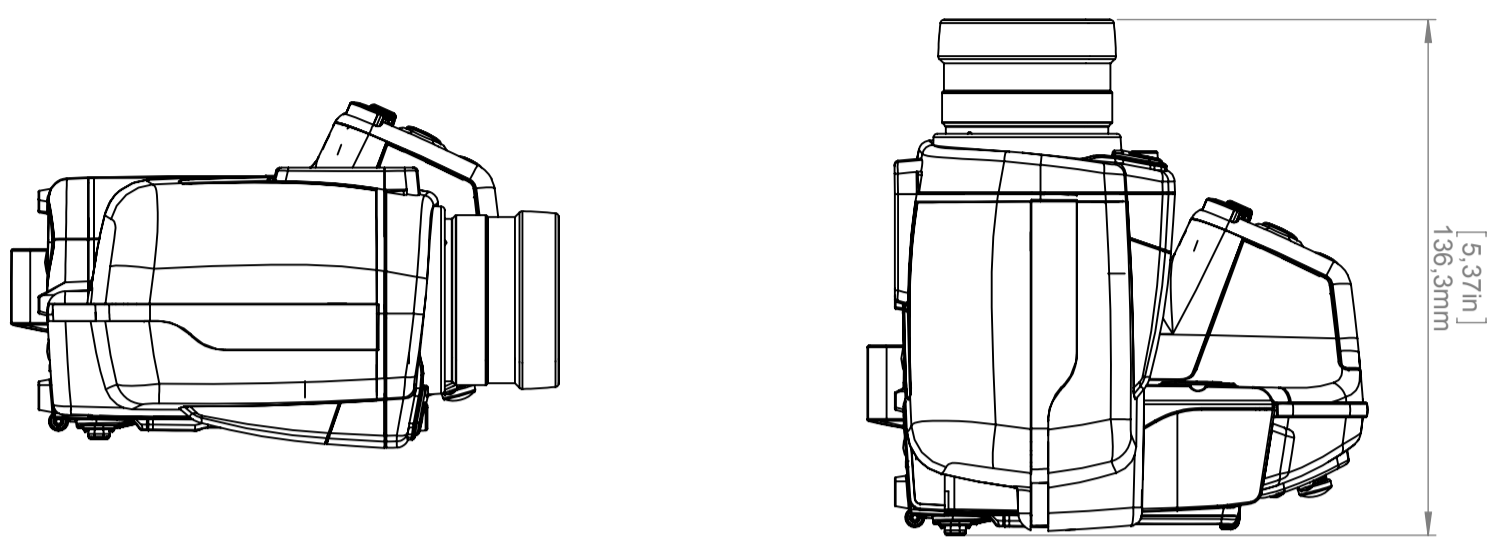
Camera with Lens IR f=4 mm (90°) incl support



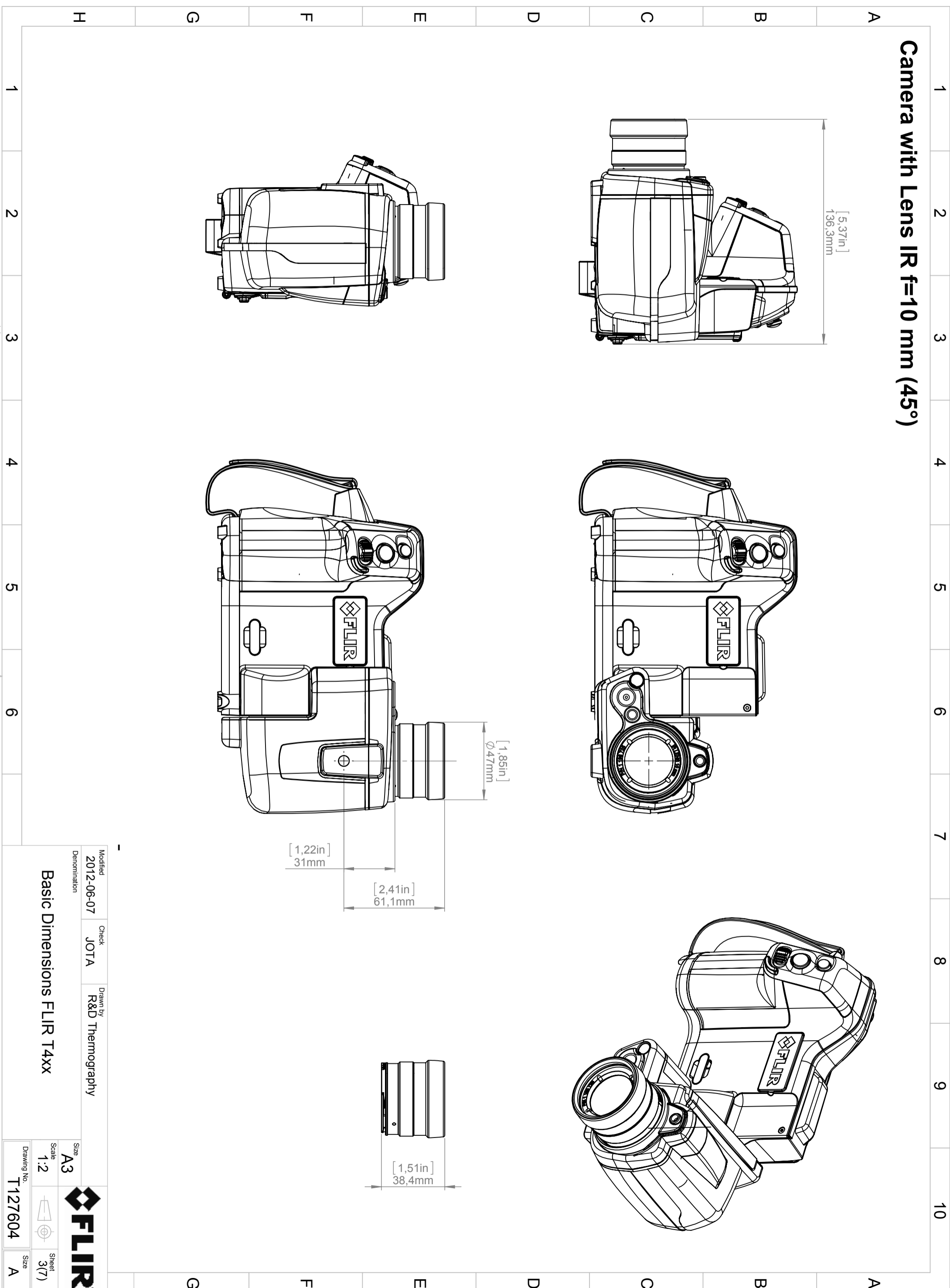
Modified 2012-06-07	Check JOTA	Drawn by R&D Thermography
Denomination Basic Dimensions FLIR T4xx		
Size A3	Scale 1:2	Sheet 2(7)
Drawing No. T127604	Size A	



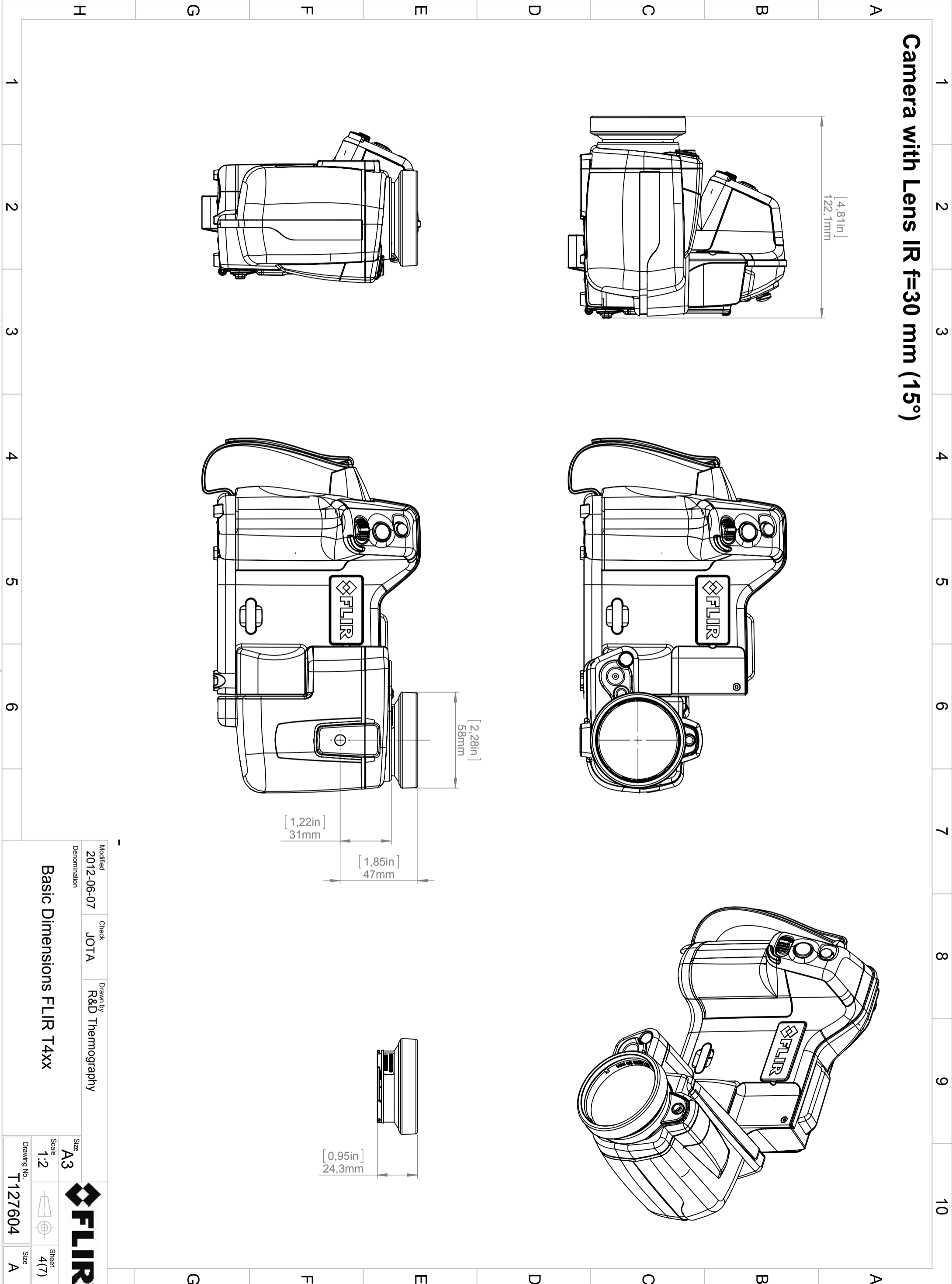
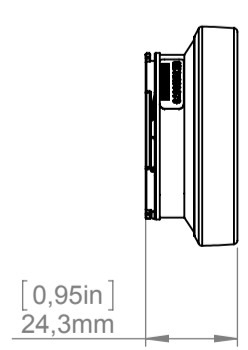
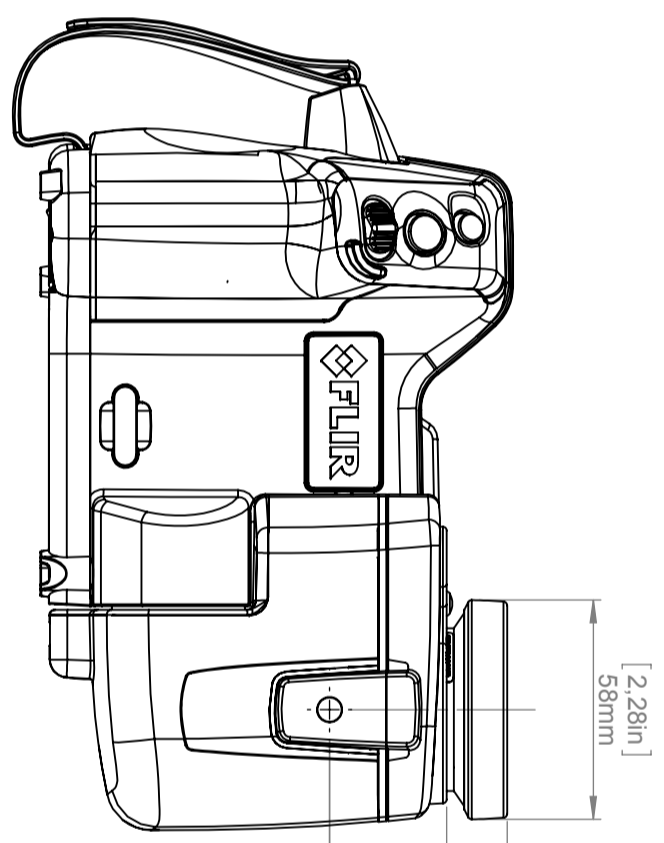
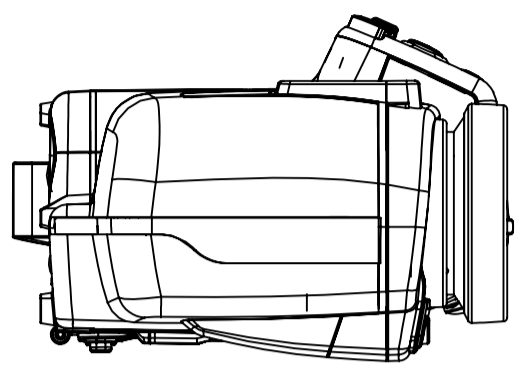
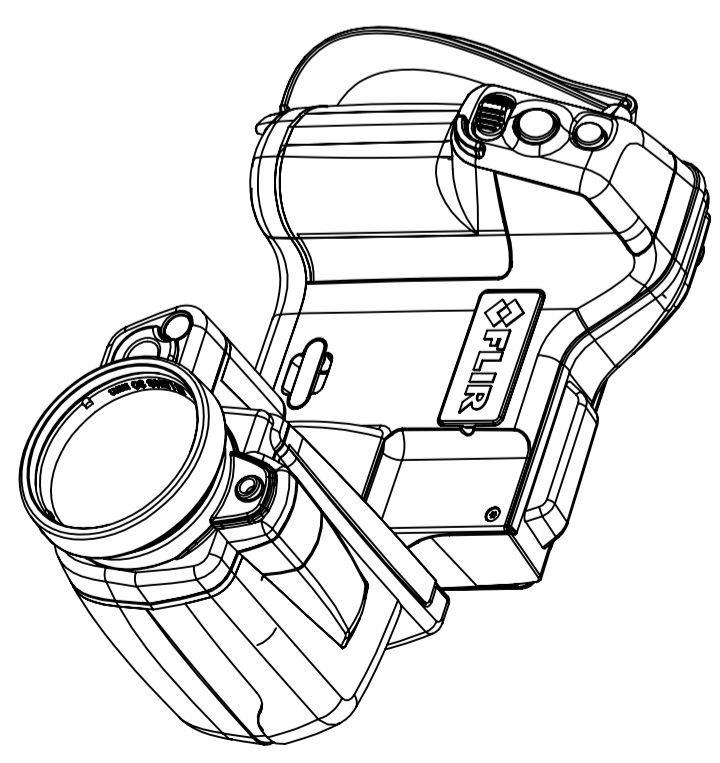
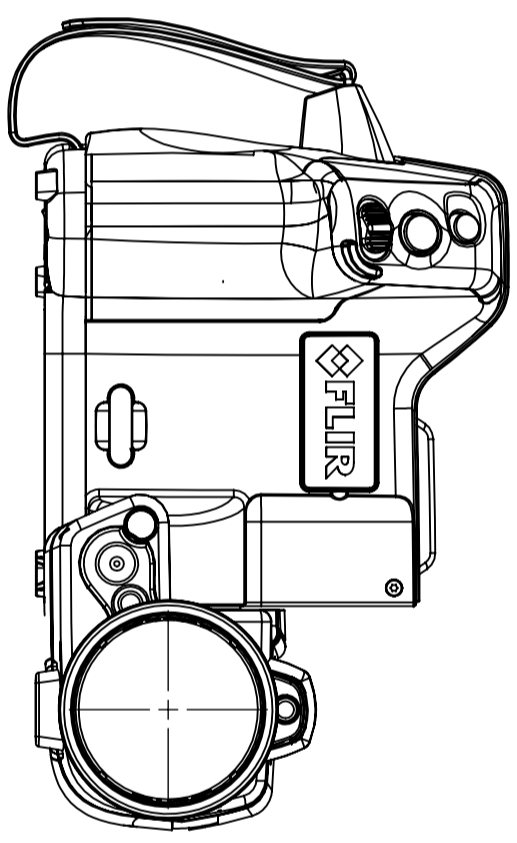
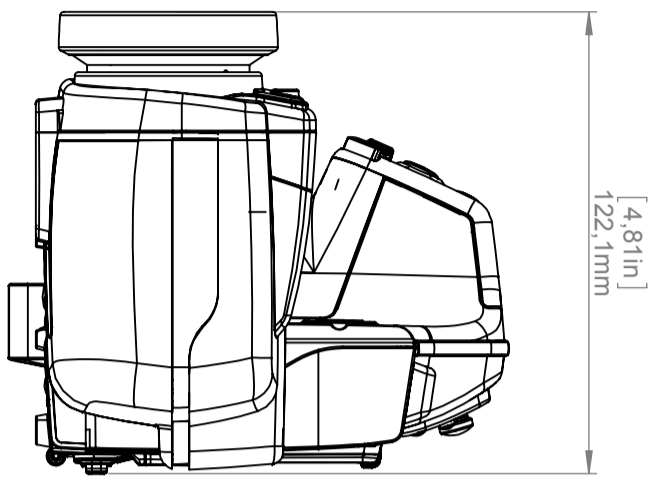
Camera with Lens IR f=10 mm (45°)



Modified 2012-06-07	Check JOTA	Drawn by R&D Thermography
Denomination Basic Dimensions FLIR T4xx		
Size A3	Scale 1:2	Sheet 3(7)
Drawing No. T127604		

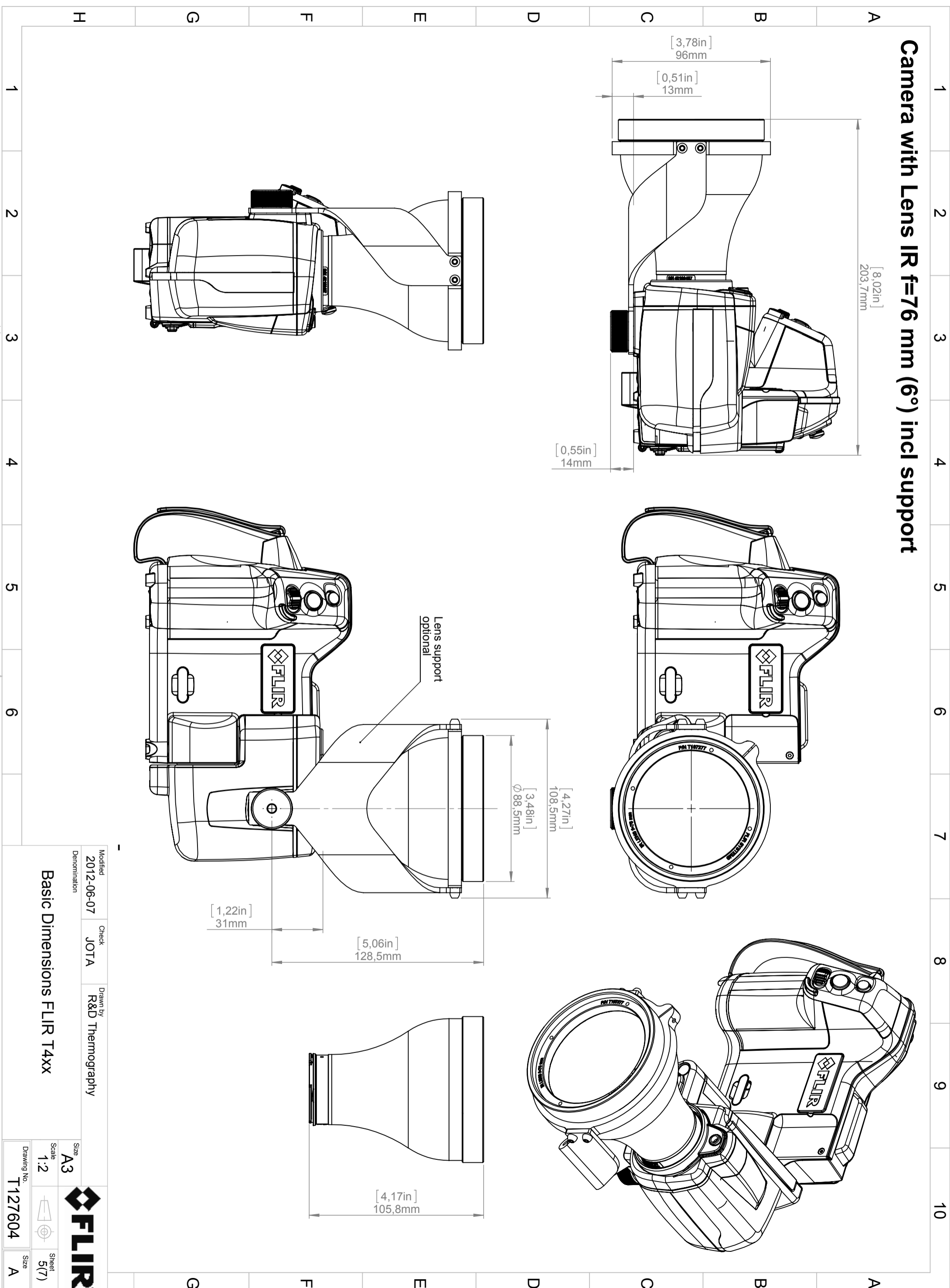


Camera with Lens IR f=30 mm (15°)




Modified 2012-06-07	Check JOTA	Drawn by R&D Thermography
Denomination Basic Dimensions FLIR T4xx		
Size A3	Scale 1:2	Sheet 4(7)
Drawing No. T127604		

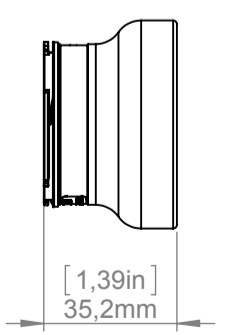
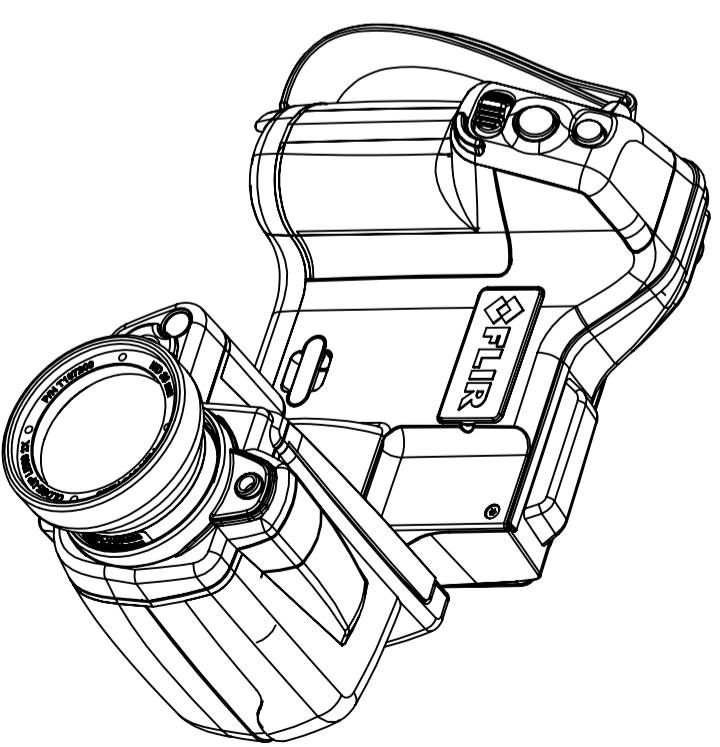
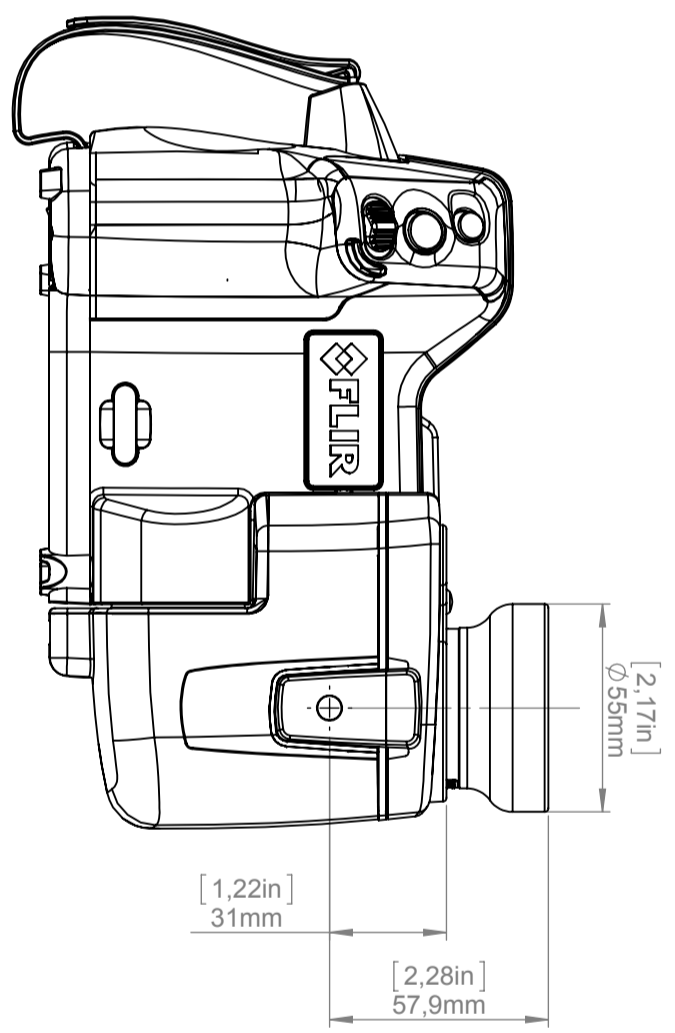
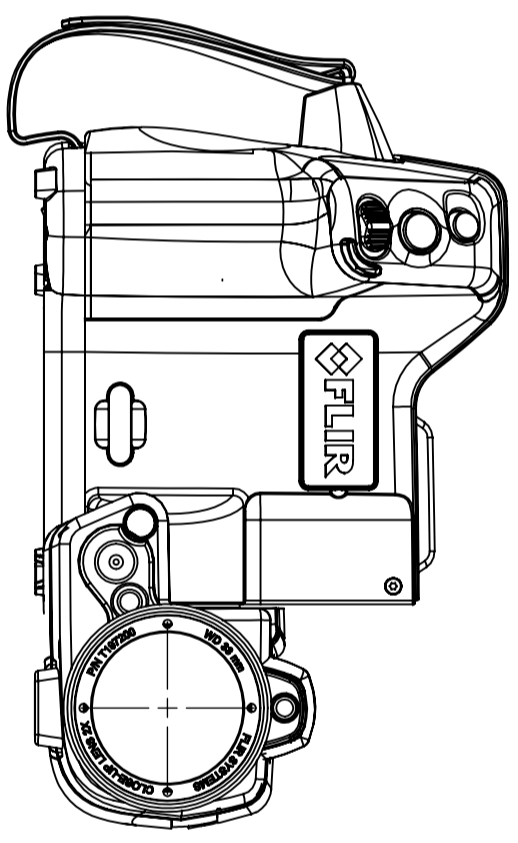
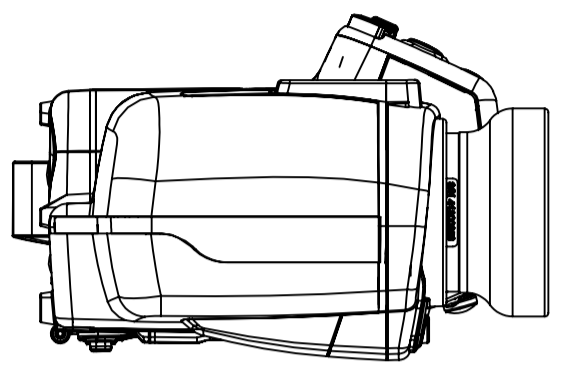
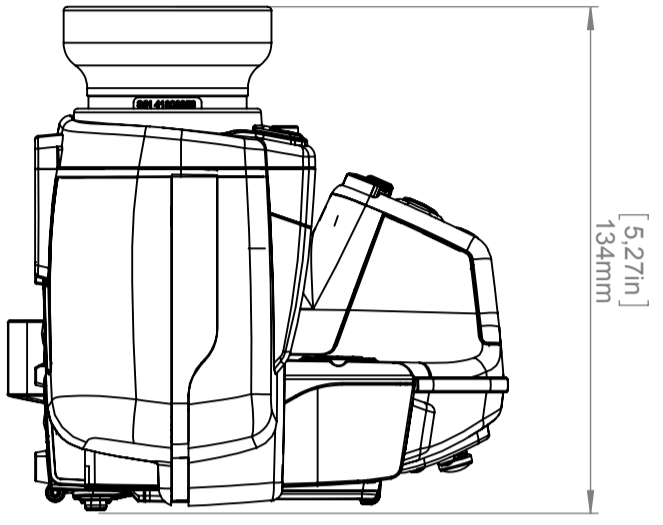
Camera with Lens IR f=76 mm (6°) incl support



Modified	2012-06-07	Check	JOTA	Drawn by	R&D Thermography
Denomination	Basic Dimensions FLIR T4xx				


 Size: A3
 Scale: 1:2
 Drawing No.: T127604
 Sheet: 5(7)
 Size: A

Camera with Close-up lens 2X (50 µm)



Modified 2012-06-07	Check JOTA	Drawn by R&D Thermography
Denomination Basic Dimensions FLIR T4xx		

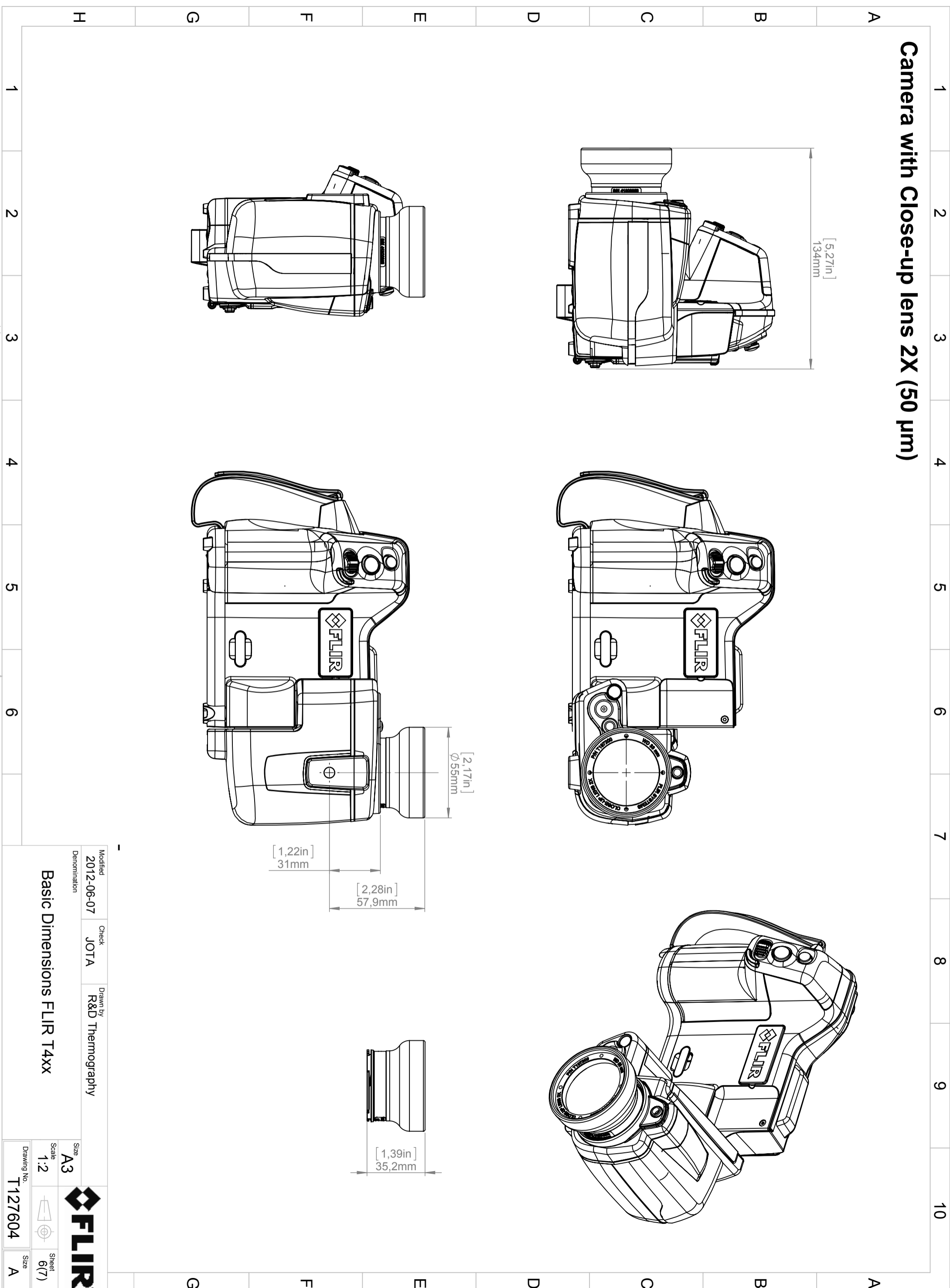
Size **A3**

Scale **1:2**

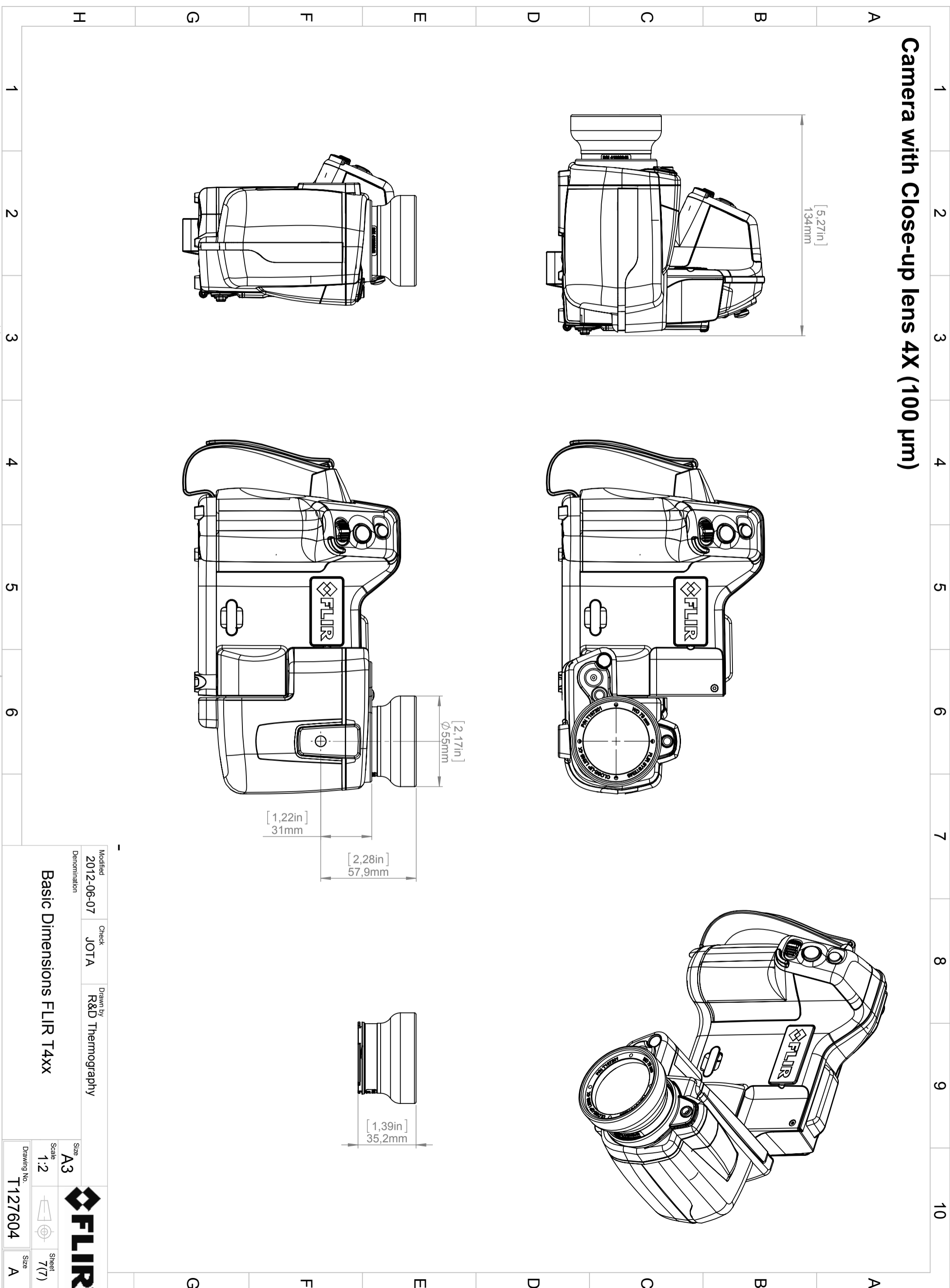
Drawing No. **T127604**

Sheet **6(7)**

FLIR



Camera with Close-up lens 4X (100 µm)



Modified 2012-06-07	Check JOTA	Drawn by R&D Thermography
Denomination Basic Dimensions FLIR T4XX		
Size A3	Scale 1:2	Sheet 7(7)
Drawing No. T127604		Size A

