



Chipsmall Limited consists of a professional team with an average of over 10 year of expertise in the distribution of electronic components. Based in Hongkong, we have already established firm and mutual-benefit business relationships with customers from,Europe,America and south Asia,supplying obsolete and hard-to-find components to meet their specific needs.

With the principle of “Quality Parts,Customers Priority,Honest Operation,and Considerate Service”,our business mainly focus on the distribution of electronic components. Line cards we deal with include Microchip,ALPS,ROHM,Xilinx,Pulse,ON,Everlight and Freescale. Main products comprise IC,Modules,Potentiometer,IC Socket,Relay,Connector.Our parts cover such applications as commercial,industrial, and automotives areas.

We are looking forward to setting up business relationship with you and hope to provide you with the best service and solution. Let us make a better world for our industry!



## Contact us

Tel: +86-755-8981 8866 Fax: +86-755-8427 6832

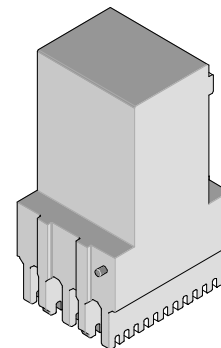
Email & Skype: info@chipsmall.com Web: www.chipsmall.com

Address: A1208, Overseas Decoration Building, #122 Zhenhua RD., Futian, Shenzhen, China





**I-Trac™ Backplane Module Installation  
Application Tooling Specification  
Press-In Tool  
Order No. 62201-8609**



## FEATURES

- Polarized tool prevents product damage.
- Tool provides uniform distribution of press force across entire pin array.
- May be used as a stand-alone tool or mounted in an optional holder with other Molex press-in tools.

## SCOPE

Products: I-Trac™ Backplane Signal Module Assembly, 76015 Series 10 Column Assemblies. See Product List below for specific part numbers.

## Product List

The following is a partial list of the product order numbers and their specifications this tool is designed to run. Updates to this list are available on [www.molex.com](http://www.molex.com).

| 76015 Series Numbers |            |                       |            |            |            |
|----------------------|------------|-----------------------|------------|------------|------------|
| Guide Style          | Columns    | Assembly Order Number |            |            |            |
| Open                 | 10         | 76015-0102            | 76015-0103 | 76015-0104 | 76015-0105 |
| Left End Wall        |            | 76015-0112            | 76015-0113 | 76015-0114 | 76015-0115 |
| Dual End Wall        |            | 76015-0122            | 76015-0123 | 76015-0124 | 76015-0125 |
| Right End Wall       |            | 76015-0132            | 76015-0133 | 76015-0134 | 76015-0135 |
| Open                 |            | 76015-1102            | 76015-1103 | 76015-1104 | 76015-1105 |
| Left End Wall        |            | 76015-1112            | 76015-1113 | 76015-1114 | 76015-1115 |
| Dual End Wall        |            | 76015-1122            | 76015-1123 | 76015-1124 | 76015-1125 |
| Right End Wall       |            | 76015-1132            | 76015-1133 | 76015-1134 | 76015-1135 |
| Guide Left           | 10         | 76015-2102            | 76015-2103 | 76015-2104 | 76015-2105 |
|                      |            | 76015-2112            | 76015-2113 | 76015-2114 | 76015-2115 |
|                      |            | 76015-2122            | 76015-2123 | 76015-2124 | 76015-2125 |
|                      |            | 76015-2132            | 76015-2133 | 76015-2134 | 76015-2135 |
|                      |            | 76015-2142            | 76015-2143 | 76015-2144 | 76015-2145 |
|                      |            | 76015-2152            | 76015-2153 | 76015-2154 | 76015-2155 |
|                      |            | 76015-2162            | 76015-2163 | 76015-2164 | 76015-2165 |
|                      |            | 76015-2172            | 76015-2173 | 76015-2174 | 76015-2175 |
|                      |            | 76015-2182            | 76015-2183 | 76015-2184 | 76015-2185 |
|                      |            | 76015-3102            | 76015-3103 | 76015-3104 | 76015-3105 |
|                      |            | 76015-3112            | 76015-3113 | 76015-3114 | 76015-3115 |
|                      |            | 76015-3122            | 76015-3123 | 76015-3124 | 76015-3125 |
|                      |            | 76015-3132            | 76015-3133 | 76015-3134 | 76015-3135 |
|                      |            | 76015-3142            | 76015-3143 | 76015-3144 | 76015-3145 |
|                      |            | 76015-3152            | 76015-3153 | 76015-3154 | 76015-3155 |
|                      |            | 76015-3162            | 76015-3163 | 76015-3164 | 76015-3165 |
| 76015-3172           | 76015-3173 | 76015-3174            | 76015-3175 |            |            |
| 76015-3182           | 76015-3183 | 76015-3184            | 76015-3185 |            |            |
| Guide Right          | 10         | 76015-4102            | 76015-4103 | 76015-4104 | 76015-4105 |
|                      |            | 76015-4112            | 76015-4113 | 76015-4114 | 76015-4115 |
|                      |            | 76015-4122            | 76015-4123 | 76015-4124 | 76015-4125 |
|                      |            | 76015-4132            | 76015-4133 | 76015-4134 | 76015-4135 |

| 76015 Series Numbers         |            |                             |            |            |            |
|------------------------------|------------|-----------------------------|------------|------------|------------|
| Guide Style                  | Columns    | Assembly Order Number       |            |            |            |
| Guide Right                  | 10         | 76015-4142                  | 76015-4143 | 76015-4144 | 76015-4145 |
|                              |            | 76015-4152                  | 76015-4153 | 76015-4154 | 76015-4155 |
|                              |            | 76015-4162                  | 76015-4163 | 76015-4164 | 76015-4165 |
|                              |            | 76015-4172                  | 76015-4173 | 76015-4174 | 76015-4175 |
|                              |            | 76015-4182                  | 76015-4183 | 76015-4184 | 76015-4185 |
|                              |            | 76015-5102                  | 76015-5103 | 76015-5104 | 76015-5105 |
|                              |            | 76015-5112                  | 76015-5113 | 76015-5114 | 76015-5115 |
|                              |            | 76015-5122                  | 76015-5123 | 76015-5124 | 76015-5125 |
|                              |            | 76015-5132                  | 76015-5133 | 76015-5134 | 76015-5135 |
|                              |            | 76015-5142                  | 76015-5143 | 76015-5144 | 76015-5145 |
|                              |            | 76015-5152                  | 76015-5153 | 76015-5154 | 76015-5155 |
|                              |            | 76015-5162                  | 76015-5163 | 76015-5164 | 76015-5165 |
|                              |            | 76015-5172                  | 76015-5173 | 76015-5174 | 76015-5175 |
|                              |            | 76015-5182                  | 76015-5183 | 76015-5184 | 76015-5185 |
|                              |            | Guide Left<br>With End Wall | 10         | 76015-6102 | 76015-6103 |
| 76015-6112                   | 76015-6113 |                             |            | 76015-6114 | 76015-6115 |
| 76015-6122                   | 76015-6123 |                             |            | 76015-6124 | 76015-6125 |
| 76015-6132                   | 76015-6133 |                             |            | 76015-6134 | 76015-6135 |
| 76015-6142                   | 76015-6143 |                             |            | 76015-6144 | 76015-6145 |
| 76015-6152                   | 76015-6153 |                             |            | 76015-6154 | 76015-6155 |
| 76015-6162                   | 76015-6163 |                             |            | 76015-6164 | 76015-6165 |
| 76015-6172                   | 76015-6173 |                             |            | 76015-6174 | 76015-6175 |
| 76015-6182                   | 76015-6183 |                             |            | 76015-6184 | 76015-6185 |
| 76015-7102                   | 76015-7103 |                             |            | 76015-7104 | 76015-7105 |
| 76015-7112                   | 76015-7113 |                             |            | 76015-7114 | 76015-7115 |
| 76015-7122                   | 76015-7123 |                             |            | 76015-7124 | 76015-7125 |
| 76015-7132                   | 76015-7133 |                             |            | 76015-7134 | 76015-7135 |
| 76015-7142                   | 76015-7143 |                             |            | 76015-7144 | 76015-7145 |
| 76015-7152                   | 76015-7153 |                             |            | 76015-7154 | 76015-7155 |
| 76015-7162                   | 76015-7163 | 76015-7164                  | 76015-7165 |            |            |
| 76015-7172                   | 76015-7173 | 76015-7174                  | 76015-7175 |            |            |
| 76015-7182                   | 76015-7183 | 76015-7184                  | 76015-7185 |            |            |
| Guide Right<br>With End Wall | 10         | 76015-8102                  | 76015-8103 | 76015-8104 | 76015-8105 |
|                              |            | 76015-8112                  | 76015-8113 | 76015-8114 | 76015-8115 |
|                              |            | 76015-8122                  | 76015-8123 | 76015-8124 | 76015-8125 |
|                              |            | 76015-8132                  | 76015-8133 | 76015-8134 | 76015-8135 |
|                              |            | 76015-8142                  | 76015-8143 | 76015-8144 | 76015-8145 |
|                              |            | 76015-8152                  | 76015-8153 | 76015-8154 | 76015-8155 |
|                              |            | 76015-8162                  | 76015-8163 | 76015-8164 | 76015-8165 |
|                              |            | 76015-8172                  | 76015-8173 | 76015-8174 | 76015-8175 |
|                              |            | 76015-8182                  | 76015-8183 | 76015-8184 | 76015-8185 |
|                              |            | 76015-9102                  | 76015-9103 | 76015-9104 | 76015-9105 |
|                              |            | 76015-9112                  | 76015-9113 | 76015-9114 | 76015-9115 |
|                              |            | 76015-9122                  | 76015-9123 | 76015-9124 | 76015-9125 |
|                              |            | 76015-9132                  | 76015-9133 | 76015-9134 | 76015-9135 |
|                              |            | 76015-9142                  | 76015-9143 | 76015-9144 | 76015-9145 |
|                              |            | 76015-9152                  | 76015-9153 | 76015-9154 | 76015-9155 |
| 76015-9162                   | 76015-9163 | 76015-9164                  | 76015-9165 |            |            |
| 76015-9172                   | 76015-9173 | 76015-9174                  | 76015-9175 |            |            |
| 76015-9182                   | 76015-9183 | 76015-9184                  | 76015-9185 |            |            |

## Tool Setup

Depending on the number of connectors to be installed and/or the press used, this tool can be used alone or with a group of press-in tools, mounted in a 62201-95XX rail (ordered separately). See Figure 1.

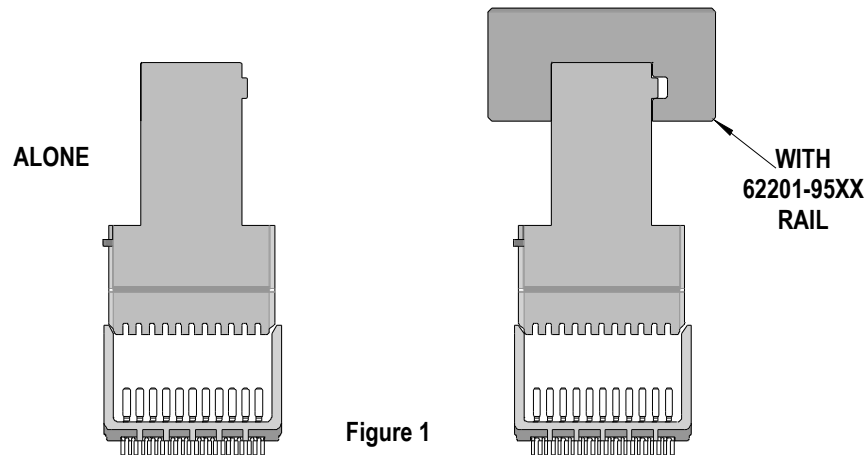


Figure 1

## Tool Installation

The 62201-95XX rail is available in a variety of lengths to accommodate multiple press-in tools.

| Rail Part Number | Rail Overall Length |
|------------------|---------------------|
| 62201-9501       | 24mm (0.94 in)      |
| 62201-9502       | 72mm (2.83 in)      |
| 62201-9503       | 156mm (6.14 in)     |
| 62201-9504       | 216mm (8.50 in)     |
| 62201-9509       | 254mm (10.0 in)     |
| 62201-9511       | 305mm (12.0 in)     |

Reference: This Press-In Tool is 37.0mm (14.57 in.) long.

## Printed Circuit Board (PCB) Support

The I-Trac™ connectors require up to 1.81kg (4 lb) of force per pin to press into the PCB. To prevent excessive PCB flexure and/or damage to the PCB, a support plate is strongly recommended directly beneath the connector hole pattern.

Due to the custom nature of every application, Molex does not offer any PCB support plate. The customer must furnish their own support plate.

When creating the PCB support plate, remember to allow clearance for the connector pins as they pass through the PCB thickness.

## Press Equipment Recommendations

Many types of presses can be used to install I-Trac™ connectors, but to assure consistent connector installation Molex recommends the following press criteria:

1. The capability to detect force variations as low as 4.5kg (10 lb) during the press-in cycle; excessive force measurements should stop the press-in cycle.
2. The rate of pressing can be regulated as low as 0.13mm (0.005 in) per second.
3. Press stroke control to within 0.25mm (0.010 in).
4. Total press stroke must be at least 19mm (0.75 in).
5. For statistical purposes, automatic collection of force and distance data.

## Tool Operation

1. Carefully insert, by hand, the backplane signal module(s) into the PCB hole pattern. Make sure the connector(s) are oriented properly by confirming the location of the #1 circuit notch with respect to the PCB layout.
2. Insert the application tool into the header assembly with the orientation peg on the tool entering the #1 circuit notch at the top of the connector housing. See Figure 2.

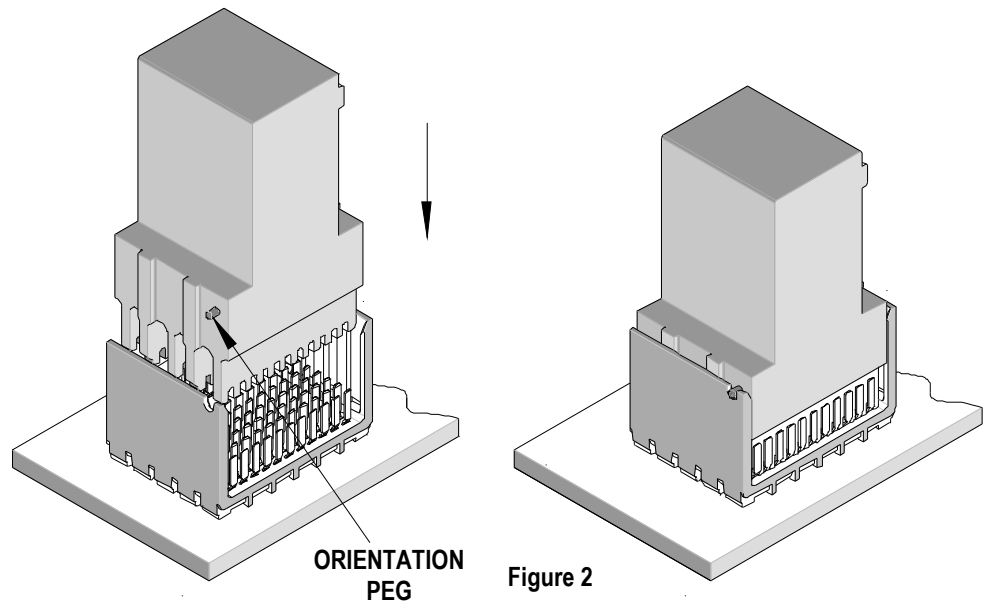


Figure 2

3. Using the application tool and an appropriate press, seat the header assembly until there is less than 0.10mm (.004 in) clearance between the bottom of the plastic housing and the surface of the PCB. See Figure 3.

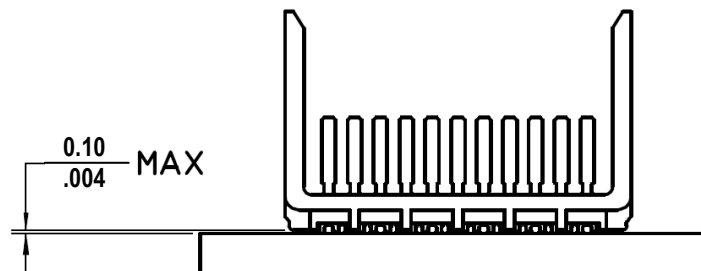


Figure 3

There should be no broken stand-offs along the perimeter of the part (an indication of over-pressing).

**CAUTION:** To prevent injury, never operate any press without the guards in place. Refer to the press manufacturer's instruction manual.

**CAUTION:** Molex application tooling specifications are valid only when used with Molex connectors and tooling.

## Contact Information

For more information on Molex application tooling please contact Molex at 1-800-786-6539.

**Americas Headquarters**  
Lisle, Illinois 60532 U.S.A.  
1-800-78MOLEX  
amerinfo@molex.com

**Far East North Headquarters**  
Yamato, Kanagawa, Japan  
81-462-65-2324  
feninfo@molex.com

**Far East South Headquarters**  
Jurong, Singapore  
65-6-268-6868  
fesinfo@molex.com

**European Headquarters**  
Munich, Germany  
49-89-413092-0  
eurinfo@molex.com

**Corporate Headquarters**  
2222 Wellington Ct.  
Lisle, IL 60532 U.S.A.  
630-969-4550  
Fax: 630-969-1352

Visit our Web site at <http://www.molex.com>