



Chipsmall Limited consists of a professional team with an average of over 10 year of expertise in the distribution of electronic components. Based in Hongkong, we have already established firm and mutual-benefit business relationships with customers from,Europe,America and south Asia,supplying obsolete and hard-to-find components to meet their specific needs.

With the principle of “Quality Parts,Customers Priority,Honest Operation,and Considerate Service”,our business mainly focus on the distribution of electronic components. Line cards we deal with include Microchip,ALPS,ROHM,Xilinx,Pulse,ON,Everlight and Freescale. Main products comprise IC,Modules,Potentiometer,IC Socket,Relay,Connector.Our parts cover such applications as commercial,industrial, and automotives areas.

We are looking forward to setting up business relationship with you and hope to provide you with the best service and solution. Let us make a better world for our industry!



Contact us

Tel: +86-755-8981 8866 Fax: +86-755-8427 6832


Email & Skype: info@chipsmall.com Web: www.chipsmall.com

Address: A1208, Overseas Decoration Building, #122 Zhenhua RD., Futian, Shenzhen, China



FEATURES:

- ✓ Passive Oscilloscope probes feature a one piece (monolithic) design for robust probe life.
- ✓ Probe bandwidth ratings are specified as a system bandwidth. System bandwidth includes both probe and oscilloscope together as a system. The result is a probe frequency response that can essentially be considered transparent.
- ✓ For ease of use, Readout Actuator for probe attenuation sensing and a Ground Reference switch are featured on some probe models.
- ✓ Full set of accessories are included with each probe.
- ✓ All probes meets IEC1010-2-031, 300V, CAT I



Model 4550B

To determine the correct probe, select the probe that matches the frequency bandwidth of the oscilloscope. For example, if your oscilloscope has a bandwidth of 100 MHz., select a model that matches the frequency in the “System Bandwidth” column (i.e. 5795A).

Model	Probe Ratio	Maximum Input Voltage CAT I ¹	System Bandwidth MHz (-3 dB)	System Risettime (ns)	Probe Input Resistance (M Ohms)	Probe Input Capacitance (pF)	Compensation Range (pF)	Readout Actuator ⁴	Cable Length (meters)
5800A	1:1	300 ²	Up to 30 ³	< 11.66 ³	1	< 57 + O-Scope	NA	No	1.2
6265	10:1	300	60	< 5.83	10	< 10.5	10 - 60	No	1.2
6266 ⁵	1:1	300 ²	Up to 20 ³	< 17.5 ³	1	< 65 + O-Scope	NA	No	1.2
	10:1	300	60	< 5.83	10	< 11	10 - 60		
5795A	10:1	300	100	< 3.50	10	< 9.5	10 - 60	No	1.2
4550B ⁵	1:1	300 ²	Up to 15 ³	< 23.33 ³	1	< 64 + O-Scope	NA	No	1.2
	10:1	300	100	< 3.50	10	< 10.5	10 - 60		
6049A	10:1	300	150	< 2.33	10	< 10.5	10 - 30	No	1.2
6101A	10:1	300	150	< 2.33	10	< 10.5	10 - 30	Yes	1.2
SP150B ⁵	1:1	300 ²	Up to 15 ³	< 23.33 ³	1	< 50+ O-Scope	NA	No	1.2
	10:1	300	150	< 3.33	10	< 15	10 - 60		
5803A	10:1	300	200	< 1.75	10	< 10	10 - 60	No	1.2
5806A ⁵	1:1	300 ²	Up to 20 ³	< 17.5 ³	1	< 77 + O-Scope	NA	No	1.2
	10:1	300	200	< 1.75	10	< 11.5	10 - 60		
5827A	100: 1	300	200	< 1.75	10	< 5.5	15 - 50	No	2.0
6069A	10:1	300	250	< 1.40	10	< 10	10 - 30	No	1.2
6102A	10:1	300	250	< 1.40	10	< 10	10 - 30	Yes	1.2
5809A	10:1	300	300	< 1.17	10	< 17	10 - 60	No	1.2
5812A	10:1	300	300	< 1.17	10	< 17	10 - 60	Yes	1.2

All dimensions are in inches. Tolerances (except noted): .xx = ±.02" (.51 mm), .xxx = ± .005" (.127 mm).

All specifications are to the latest revisions. Specifications are subject to change without notice.

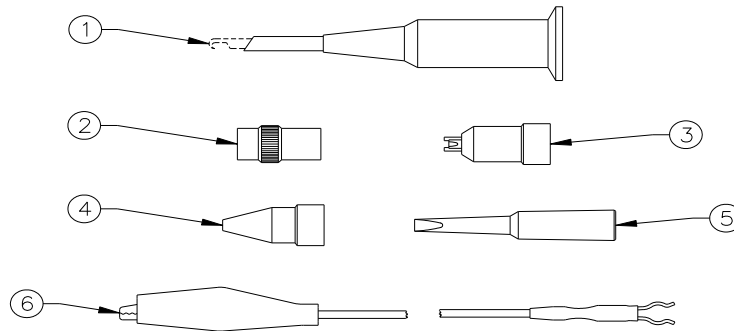
Registered trademarks are the property of their respective companies.

Sales: 800-490-2361 Fax: 888-403-3360 Technical Support: 800-241-2060 (technicalsupport@pomonatest.com)
For “Where to Buy” information, visit the Pomona web site at www.pomonaelectronics.com


- ¹ Maximum voltage allowed on the low connection including shell and housing must not exceed 30V.
² Maximum input voltages are depended on the oscilloscope input characteristics; take the lesser of the two specifications.
³ Depended on oscilloscope input characteristics (measurement based on 1M Ω , 20 pF input).
⁴ Any oscilloscope that uses the Tektronix[®] style range actuator.
⁵ Probes are switchable between 1:1 and 10:1 range.

Probes Includes:

- 1) Retractable Hook Tip
- 2) BNC Adapter
- 3) IC Adapter
- 4) Insulating Tip
- 5) Trimmer Tool
- 6) 6" Ground Lead with Alligator Clip



Accessories:

Replacement Accessory Kit: 6267	Oscilloscope Probe Tip Adapter Model: 6443	Pomona adapters with .025" (.635mm) pins	
<i>Kit includes:</i> Retractable Hook Tip BNC Adapter IC Adapter Insulating Tip Trimmer Tool 6" Ground Lead with Alligator Clip	 <p>This adapter provides an easy, fast, and reliable way to connect your oscilloscope probe to IC test adapters, test clips and grabbers using .025" (0,635mm) connection pins.</p>	5360	6442
		5790	6444
		6311	All "IC" test clips
		6312	
		6313	
		6351	
		6352	
		6353	
6490			

All dimensions are in inches. Tolerances (except noted): .xx = $\pm .02$ " (.51 mm), .xxx = $\pm .005$ " (.127 mm).
 All specifications are to the latest revisions. Specifications are subject to change without notice.
 Registered trademarks are the property of their respective companies.

Sales: 800-490-2361 Fax: 888-403-3360 Technical Support: 800-241-2060 (technicalsupport@pomonatest.com)
 For "Where to Buy" information, visit the Pomona web site at www.pomonaelectronics.com