Chipsmall Limited consists of a professional team with an average of over 10 year of expertise in the distribution of electronic components. Based in Hongkong, we have already established firm and mutual-benefit business relationships with customers from,Europe,America and south Asia,supplying obsolete and hard-to-find components to meet their specific needs.

With the principle of “Quality Parts,Customers Priority,Honest Operation,and Considerate Service”,our business mainly focus on the distribution of electronic components. Line cards we deal with include Microchip,ALPS,ROHM,Xilinx,Pulse,ON,Everlight and Freescale. Main products comprise IC,Modules,Potentiometer,IC Socket,Relay,Connector.Our parts cover such applications as commercial,industrial, and automotives areas.

We are looking forward to setting up business relationship with you and hope to provide you with the best service and solution. Let us make a better world for our industry!

Contact us

Tel: +86-755-8981 8866 Fax: +86-755-8427 6832
Email & Skype: info@chipsmall.com Web: www.chipsmall.com
Address: A1208, Overseas Decoration Building, #122 Zhenhua RD., Futian, Shenzhen, China

THIS DRAWING IS UNPUBLISHED. RELEASED FOR PUBLICATION
© COPYRIGHT BY TYCO ELECTRONICS CORPORATION, ALL RIGHTS RESERVED.

LOC	DIST
CM	00

REVISIONS

P	LTR	DESCRIPTION	DATE	DWN	APVD
	E	REVISED PER EC 0G3B-0347-03	27MAY03	SC	DB

1. MATERIAL:
   BASE: THERMOPLASTIC POLYESTER,UL 94V-0 (NATURAL).
   POST: COPPER ALLOY (TIN OR TIN-LEAD PLATED,.000150 MIN THK).
2. ONE HOLE MAY BE UNDERSIZED (.032-.035 DIA) FOR ASSEMBLY RETENTION DURING WAVE SOLDERING.
3. PARTS MUST COMPLY WITH AMP SOLDERABILITY SPEC 109-11-2.
4. PLASTIC AROUND POST PERMISSIBLE IN THIS AREA ONLY.
5. DIMENSION APPLIES WHEN HEADER IS HELD FLAT.
6. MEASURED AT -A-
7. COORDINATE DIMENSION APPLIES FROM CENTER OF ACTUAL FEATURE.
8. RADIUS AT TIP PERMITTED, BOTH ENDS.
9. POST MUST WITHSTAND 3.0 LB MIN AXIAL FORCE IN BOTH DIRECTIONS WITHOUT DISLODGING.
10. SOLDER SIDE OF BOARD IS SHOWN.
11. DIMENSION SHOULD BE .060 MIN WHEN MATING WITH A MTA-100 CONNECTOR ASSEMBLY OR A CST-100 CONNECTOR.
12. DIMENSION SHOULD BE .060-.340 WHEN MATING CONNECTOR WIRING EXITS HOUSING INTO BOARD.
13. AMP LOGO MAY OR MAY NOT APPEAR ON MOLDING HOUSING.

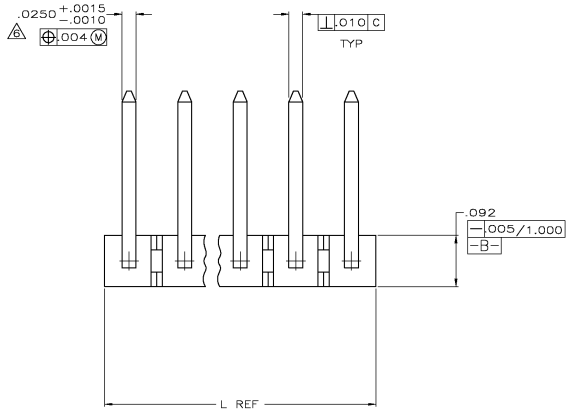

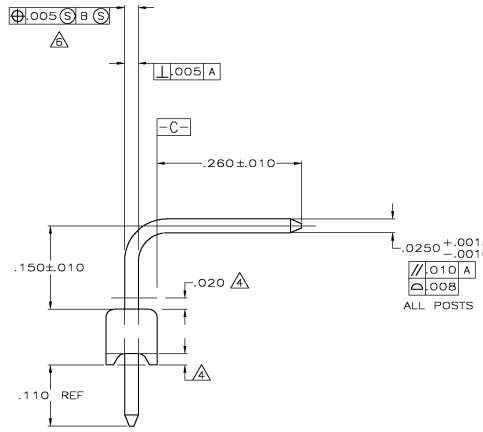

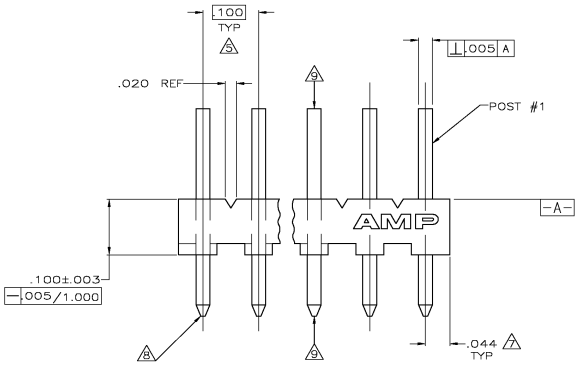

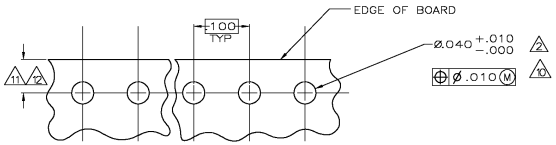

RECOMMENDED MOUNTING HOLE PATTERN
FOR .063 THICK P.C.BOARD

	NO. OF POSTS	L IN	L MM	NO. OF CIRCUITS	PART NUMBER
YES	28	2.788	70.82	28	5-644457-8
	27	2.688	68.28	27	5-644457-7
	26	2.588	65.74	26	5-644457-6
	25	2.488	63.20	25	5-644457-5
	24	2.388	60.66	24	5-644457-4
	23	2.288	58.12	23	5-644457-3
	22	2.188	55.58	22	5-644457-2
	21	2.088	53.04	21	5-644457-1
	20	1.988	50.50	20	5-644457-0
	19	1.888	47.96	19	4-644457-9
	18	1.788	45.42	18	4-644457-8
	17	1.688	42.88	17	4-644457-7
	16	1.588	40.34	16	4-644467-6
	15	1.488	37.80	15	4-644457-5
	14	1.388	35.26	14	4-644457-4
	13	1.288	32.72	13	4-644457-3
	12	1.188	30.18	12	4-644457-2
	11	1.088	27.64	11	4-644457-1
	10	.988	25.10	10	4-644457-0
	9	.888	22.56	9	3-644457-9
	8	.788	20.02	8	3-644457-8
	7	.688	17.48	7	3-644457-7
	6	.588	14.94	6	3-644457-6
	5	.488	12.40	5	3-644457-5
	4	.388	9.86	4	3-644457-4
	3	.288	7.32	3	3-644457-3
	2	.188	4.78	2	3-644457-2
NO	28	2.788	70.82	28	2-644457-8
	27	2.688	68.28	27	2-644457-7
	26	2.588	65.74	26	2-644457-6
	25	2.488	63.20	25	2-644457-5
	24	2.388	60.66	24	2-644457-4
	23	2.288	58.12	23	2-644457-3
	22	2.188	55.58	22	2-644457-2
	21	2.088	53.04	21	2-644457-1
	20	1.988	50.50	20	2-644457-0
	19	1.888	47.96	19	1-644457-9
	18	1.788	45.42	18	1-644457-8
	17	1.688	42.88	17	1-644457-7
	16	1.588	40.34	16	1-644467-6
	15	1.488	37.80	15	1-644457-5
	14	1.388	35.26	14	1-644457-4
	13	1.288	32.72	13	1-644457-3
	12	1.188	30.18	12	1-644457-2
	11	1.088	27.64	11	1-644457-1
	10	.988	25.10	10	1-644457-0
	9	.888	22.56	9	644457-9
	8	.788	20.02	8	644457-8
	7	.688	17.48	7	644457-7
	6	.588	14.94	6	644457-6
	5	.488	12.40	5	644457-5
	4	.388	9.86	4	644457-4
	3	.288	7.32	3	644457-3
	2	.188	4.78	2	644457-2
LEADFREE					

THIS DRAWING IS A CONTROLLED DOCUMENT.

DIMENSIONS: INCHES
TOLERANCES UNLESS OTHERWISE SPECIFIED
0 PLC ± -
1 PLC ± -
2 PLC ± -
3 PLC ± .005
4 PLC ± -
ANGLES ± -

MATERIAL 1
FINISH 1

DWN 27MAY2003 S. CARPENTER
CHK 27MAY2003 D. BOSSI
APVD 27MAY2003 D. BOSSI
PRODUCT SPEC
APPLICATION SPEC
WCSD-T

tyco Electronics
Tyco Electronics Corporation
Harrisburg, PA 17105

NAME MTA-100 HEADER ASSEMBLY,NARROW, .025 SQUARE RIGHT ANGLE POST, TIN OR TIN-LEAD PLATED

SIZE A1 CAGE CODE 00779 DRAWING NO C-644457 RESTRICTED TO —

CUSTOMER DRAWING SCALE 10:1 SHEET 1 OF 1 REV E

AMP 4905 REV 31MAR2000

2D
H:\DMMsg\

A/C BUSINESS GRP 3393 177-34 BARRY LEWIS