



Chipsmall Limited consists of a professional team with an average of over 10 year of expertise in the distribution of electronic components. Based in Hongkong, we have already established firm and mutual-benefit business relationships with customers from,Europe,America and south Asia,supplying obsolete and hard-to-find components to meet their specific needs.

With the principle of "Quality Parts,Customers Priority,Honest Operation,and Considerate Service",our business mainly focus on the distribution of electronic components. Line cards we deal with include Microchip,ALPS,ROHM,Xilinx,Pulse,ON,Everlight and Freescale. Main products comprise IC,Modules,Potentiometer,IC Socket,Relay,Connector.Our parts cover such applications as commercial,industrial, and automotives areas.

We are looking forward to setting up business relationship with you and hope to provide you with the best service and solution. Let us make a better world for our industry!



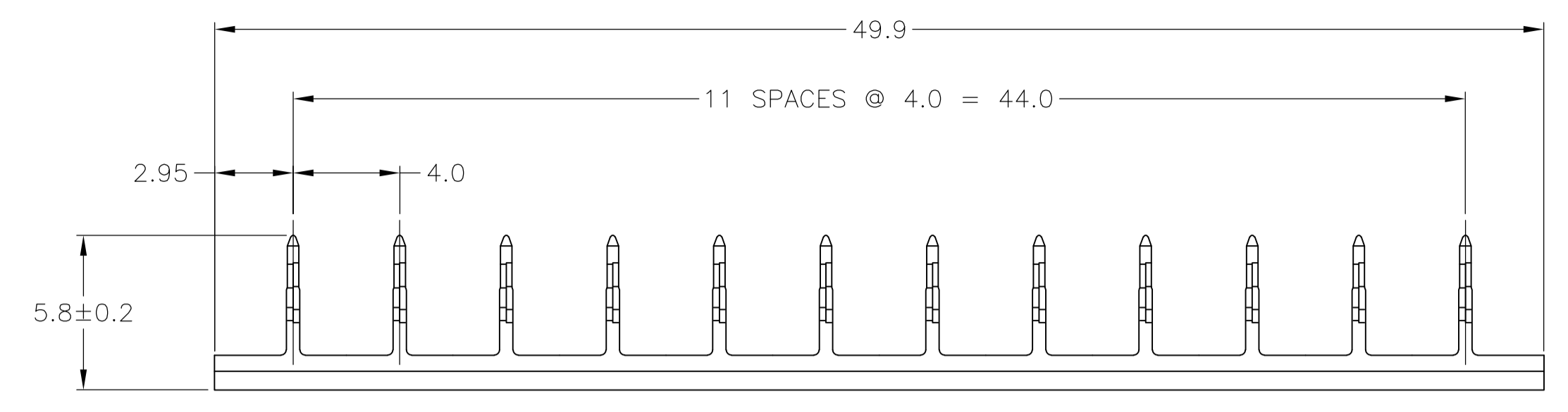
Contact us

Tel: +86-755-8981 8866 Fax: +86-755-8427 6832

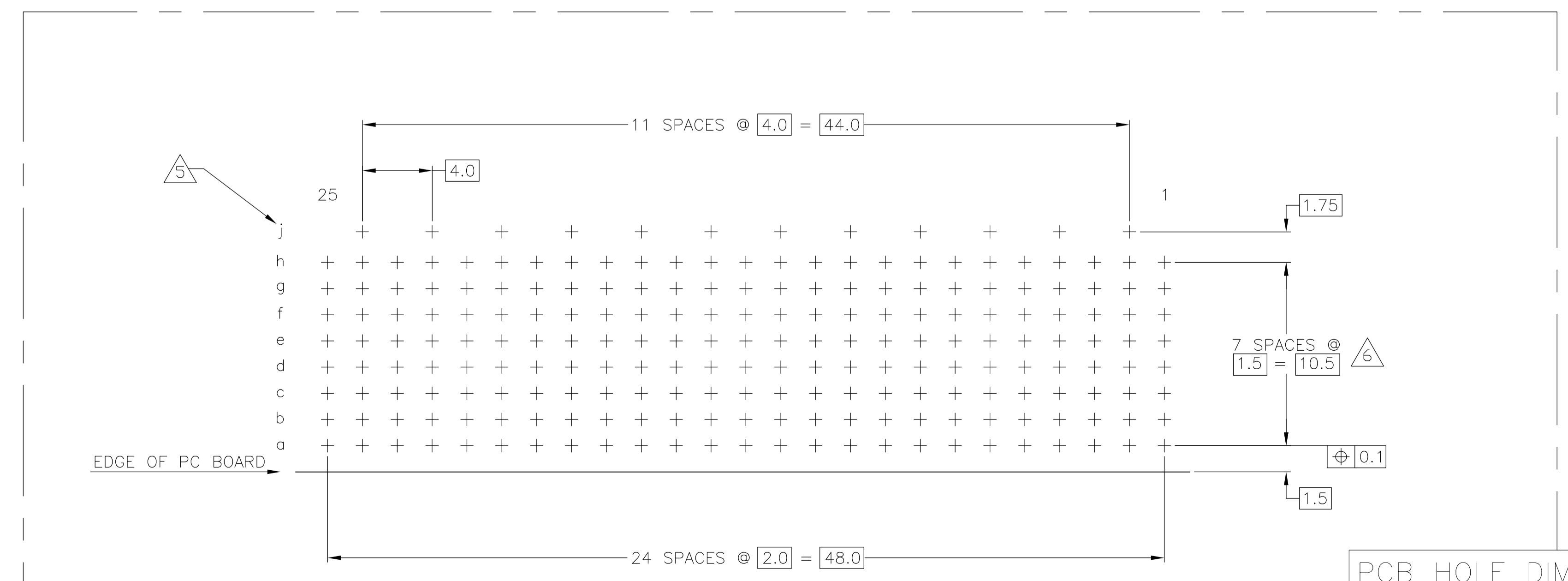
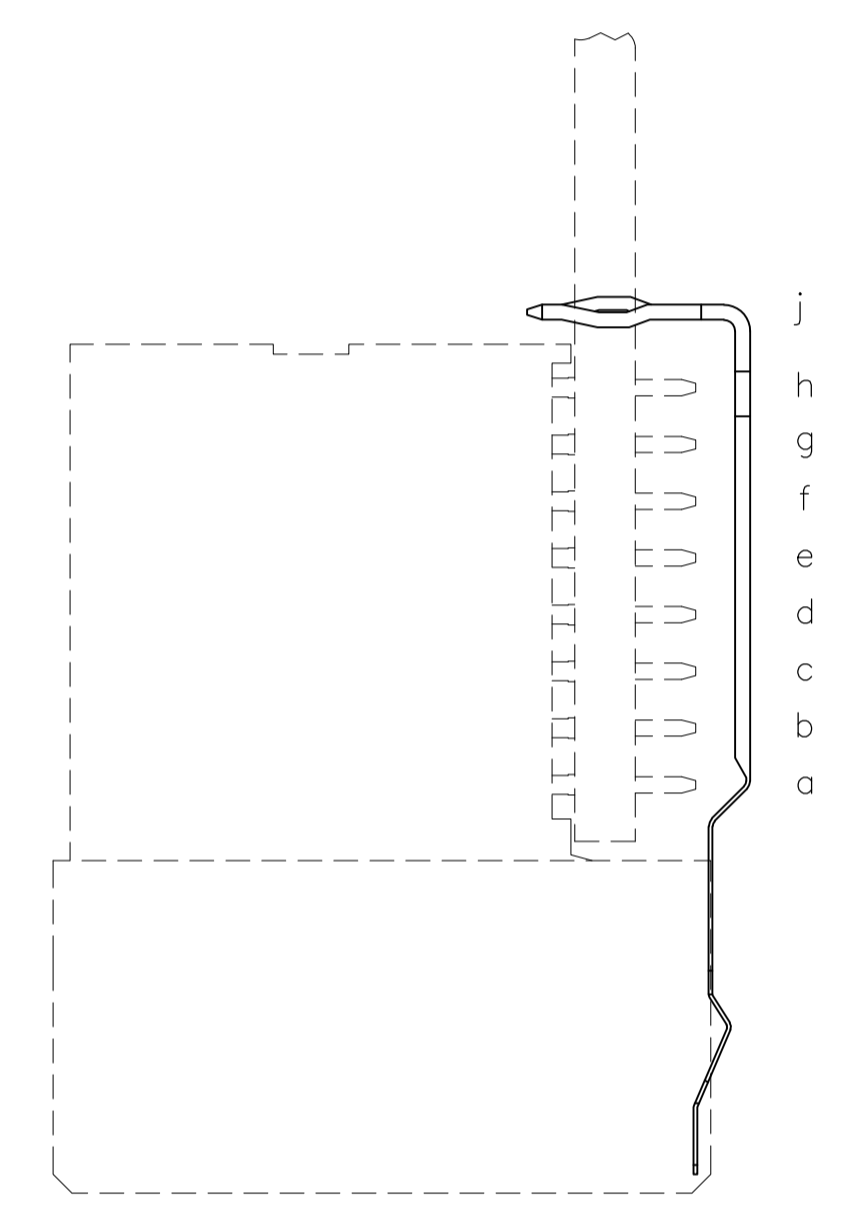
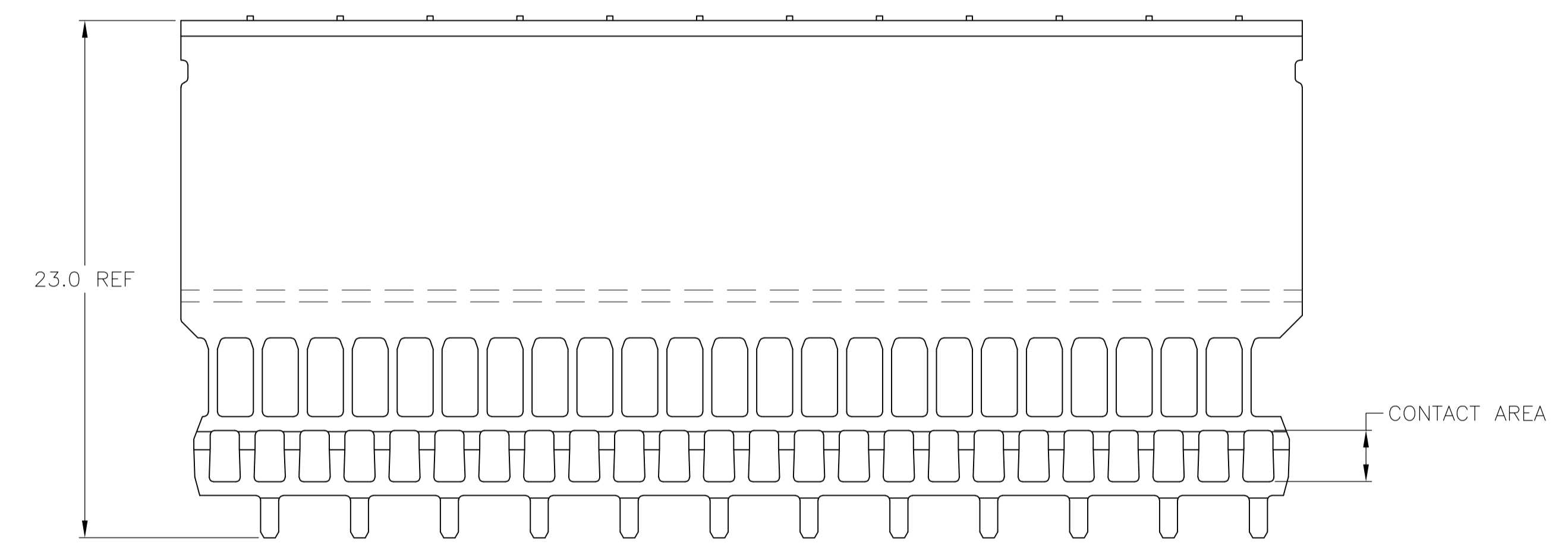
Email & Skype: info@chipsmall.com Web: www.chipsmall.com

Address: A1208, Overseas Decoration Building, #122 Zhenhua RD., Futian, Shenzhen, China





- 1 MATERIAL:
CONTACT: PHOSPHOR BRONZE.
- 2 GENERAL PLATING SPECIFICATION: UNDERPLATING
(ENTIRE CONTACT): 1.27µm MIN NICKEL AND ACTION
PIN: 0.5µm MIN TIN/LEAD.
FOR PLATING OF MATING SURFACES SEE APPLICABLE
SPECIFICATION REFERENCE FOR EACH DASH NUMBER.
- 3 CONFORMS TO ALL TESTING ACCORDING TO IEC 61076-4-101
PERFORMANCE LEVEL 2.
- 4 CONNECTOR TESTED AND QUALIFIED AGAINST TELCORDIA GR-1217-CORE
QUALITY LEVEL 3, CENTRAL OFFICE APPLICATIONS.
- 5 ROW J 12 PLATED THROUGH HOLES FOR LOWER-SHIELD.
- 6 HOLE PATTERN FOR FEMALE CONNECTOR TYPE A.
200 PLATED-THROUGH HOLES A 1.5 X 2mm GRID.
- 7 CONTACT AREA LUBRICATED WITH BELLCORE APPROVED LUBRICANT.
TECHNICAL REFERENCE: GR-1217-CORE, ISSUE 1, NOVEMBER 1995.



PCB HOLE DIM ACTION PIN
 DRILLED HOLE: 0.7±0.025
 FIN HOLE: 0.55 TO 0.65mm
 Cu-thks: 0.025 TO 0.050mm
 SnPb-thks: 0.004 TO 0.010mm

COMPONENT SIDE AS SHOWN
 RECOMMENDED PCB-HOLE LAYOUT

SUPERSEDED BY 646430-1	2 4 7	646430-9
	2 3	646430-1
	FINISH	PART NUMBER

THIS DRAWING IS A CONTROLLED DOCUMENT.		DIN B CARDO 06DEC05	Tyco Electronics Corporation Harrisburg, PA 17105-3608
DIMENSIONS: mm		CIK G SKIPPER 06DEC05	
TOLERANCES UNLESS OTHERWISE SPECIFIED:		APVO G SKIPPER 06DEC05	NAME GROUND RETURN LOWER-SHIELD, TYPE E Z-PACK 2mm HM 8 ROW, FEMALE (INTEGRATED VERSION)
0-PLC ±		PRODUCT SPEC	
1-PLC ±0.1		APPLICATION SPEC	SIZE CASE CODE DRAWING NO
2-PLC ±		FINISH SEE TABLE	A1 00779 C=646430
3-PLC ±		WEIGHT	RESTRICTED TO
4-PLC ±		CUSTOMER DRAWING	SCALE 5:1 SHEET 1 OF 1 REV H
ANGLES			