



Chipsmall Limited consists of a professional team with an average of over 10 year of expertise in the distribution of electronic components. Based in Hongkong, we have already established firm and mutual-benefit business relationships with customers from,Europe,America and south Asia,supplying obsolete and hard-to-find components to meet their specific needs.

With the principle of “Quality Parts,Customers Priority,Honest Operation,and Considerate Service”,our business mainly focus on the distribution of electronic components. Line cards we deal with include Microchip,ALPS,ROHM,Xilinx,Pulse,ON,Everlight and Freescale. Main products comprise IC,Modules,Potentiometer,IC Socket,Relay,Connector.Our parts cover such applications as commercial,industrial, and automotives areas.

We are looking forward to setting up business relationship with you and hope to provide you with the best service and solution. Let us make a better world for our industry!



Contact us

Tel: +86-755-8981 8866 Fax: +86-755-8427 6832

Email & Skype: info@chipsmall.com Web: www.chipsmall.com

Address: A1208, Overseas Decoration Building, #122 Zhenhua RD., Futian, Shenzhen, China



SURFBOARDS®



THE BREADBOARDING MEDIUM FOR SURFACE MOUNT™

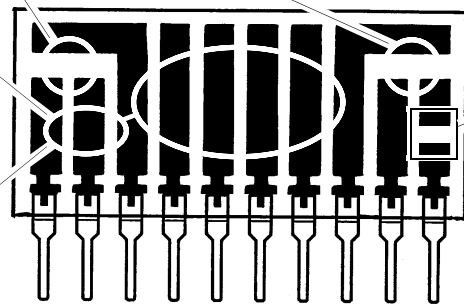
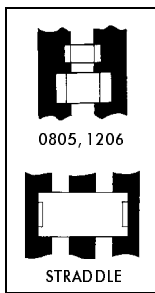
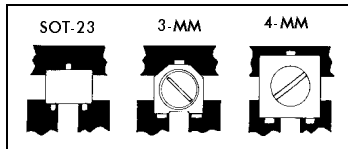
LDS6500A 3-9-99

6000 SERIES FOR DISCRETE COMPONENTS

MODELS 6510 AND 6520

FOR MORE COMPLEX CIRCUIT APPLICATIONS

The 6510 provides two 3-terminal component mounting zones, and multiple 2-terminal zones. The use of jumpers and foil modifications make more sophisticated prototype circuit modules possible. The 6520 repeats the pattern for double the mounting zones and possible circuit density. The 6520 is the largest standard model in the 6000 series

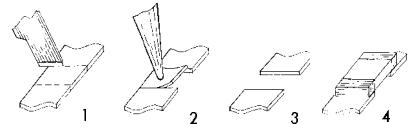


JUST ADD PARTS AND PLUG-IN™

FOIL MODIFICATIONS EXPAND VERSATILITY

Typical of many Surfboards are large pad areas which which may be modified to create additional part mounting zones or expand layout options.

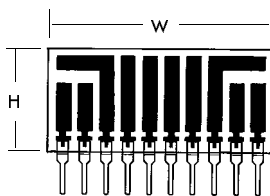
- 1: Score foil with sharp razor to define new zone.
- 2: Apply heat with iron to delaminate foil section.
- 3: New mounting zone has been created.
- 4: Solder component to new mounting zone.



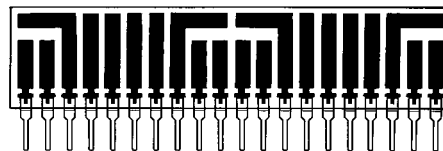
SIP PINS ON .100 in. Centers

STANDARD MODELS

MODEL	W (in.)	H (in.)	NO. PINS
6510	1.0	.500	10
6520	2.0	.500	20

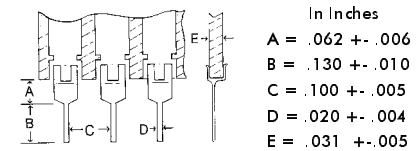


6510



6520

PIN SPECIFICATIONS / TOLERANCES



In Inches
 A = .062 ± .006
 B = .130 ± .010
 C = .100 ± .005
 D = .020 ± .004
 E = .031 ± .005

BOARD SPECIFICATIONS

BOARD MATERIAL: .031 ± .005 In. Thick 10 FR-4 Glass Epoxy or equivalent.
 CIRCUITS: 1 Oz. Copper with solder coated pads.
 TOLERANCES: Given in inches
 Board Size ± .020 / OAL ± .040
 Circuit pattern/position ± .005

CUSTOM VARIATIONS AVAILABLE ON A SPECIAL ORDER BASIS

PATENT PENDING. Copyright 1997, 1999 by Capital Advanced Technologies, Inc. All rights reserved. Surfboards Are a registered trademark of Capital Advanced technologies, Inc. All other trademarks or registered trademarks are property of their respective owners. Availability, specifications, and prices are subject to change without notice. All information given is believed to be accurate but is not guaranteed. The user of information given or products represented by such information is responsible for determining the suitability of said information or products for a given purpose.

CAPITAL ADVANCED TECHNOLOGIES, INC.

CAROL STREAM, ILLINOIS, USA.

PHONE 630-690-1696 WWW.CapitalAdvanced.Com FAX-ON-DEMAND 630-690-2865