



Chipsmall Limited consists of a professional team with an average of over 10 year of expertise in the distribution of electronic components. Based in Hongkong, we have already established firm and mutual-benefit business relationships with customers from,Europe,America and south Asia,supplying obsolete and hard-to-find components to meet their specific needs.

With the principle of “Quality Parts,Customers Priority,Honest Operation,and Considerate Service”,our business mainly focus on the distribution of electronic components. Line cards we deal with include Microchip,ALPS,ROHM,Xilinx,Pulse,ON,Everlight and Freescale. Main products comprise IC,Modules,Potentiometer,IC Socket,Relay,Connector.Our parts cover such applications as commercial,industrial, and automotives areas.

We are looking forward to setting up business relationship with you and hope to provide you with the best service and solution. Let us make a better world for our industry!



Contact us

Tel: +86-755-8981 8866 Fax: +86-755-8427 6832

Email & Skype: info@chipsmall.com Web: www.chipsmall.com

Address: A1208, Overseas Decoration Building, #122 Zhenhua RD., Futian, Shenzhen, China



SAFETY ORGANIZATION(S):

THIS FILTER HAS BEEN FORMALLY RECOGNIZED, CERTIFIED OR APPROVED BY THE LISTED AGENCY. THEREFORE, ALL TEST/REQUIREMENTS SPECIFIED IN THE LATEST REVISION OF THE FOLLOWING AGENCY STANDARDS HAVE BEEN MET:

UL RECOGNIZED
CSA CERTIFIED
VDE APPROVED

UL 1283
CSA 22.2, NO.0,0.4,8
VDE 565-3

OPERATING SPECIFICATIONS:

LINE VOLTAGE/CURRENT:
6 AMP., 120/250 VAC
5 AMP./40°C, 250 VAC
50-60Hz
40°C

LINE FREQUENCY:
MAX. CASE RISE θ RATED CURRENT:
MAX. LEAKAGE CURRENT, EACH
LINE TO GROUND

OPERATING AMBIENT TEMP. RANGE:
-10°C TO +40°C θ RATED CURRENT, I_r

IN AN AMBIENT, T_a , HIGHER THAN 40°C, THE MAXIMUM OPERATING CURRENT, I_o , IS AS FOLLOWS:

$$I_o = I_r \sqrt{\frac{85 - T_a}{45}}$$

RELIABILITY SPECIFICATIONS:

STORAGE TEMPERATURE:
-40°C TO +85°C

HUMIDITY:
21 DAYS θ 40°C 95% RH

CURRENT OVERLOAD TEST:
6 TIMES RATED CURRENT FOR 8 SECONDS

TEST SPECIFICATIONS:

INDUCTANCE:
7.8 mH NOMINAL

CAPACITANCE: (MEASURED θ 1 KHz, 0.25 VAC MAX., 25°C \pm 1°C)

LINE TO GROUND:
LINE TO LINE:
DISCHARGE RESISTOR
330 K Ω

LINE/GROUND AND LINE/LINE
INSULATION RESISTANCE
6000 M Ω (MIN) AT 100 VDC
20°C AND 50% RH

RECOMMENDED RECEIVING INSPECTION HIPOT:

LINES TO GROUND:
2250 VDC FOR 1 MINUTE

LINE TO LINE:
1450 VDC FOR 1 MINUTE

FILTER APPROVAL:

THE BEST WAY TO SELECT AND QUALIFY A FILTER IS FOR YOUR ENGINEERING TO TEST THE UNIT IN YOUR EQUIPMENT.

50 Ω - 50 Ω (MINIMUM) INSERTION LOSS

FREQUENCY MHz	.01	.02	.05	.08	.1	.15	.5	1	5	10	20	30
COMMON	7	14	22	26	27	33	45	48	48	48	35	30
DIFF. dB	1	1	2	3	10	25	59	65	62	40	40	40

This document is proprietary to CORCOM INC. and is not to be reproduced nor used for manufacturing purposes except on CORCOM's order or prior written consent.

TOLERANCE EXCEPT AS NOTED


DECIMAL: .XXX .XX .X ANGLES \pm 1.
ENGLISH: \pm .025
METRIC: \pm —

MATERIAL:

AS SUPPLIED

FINISH:

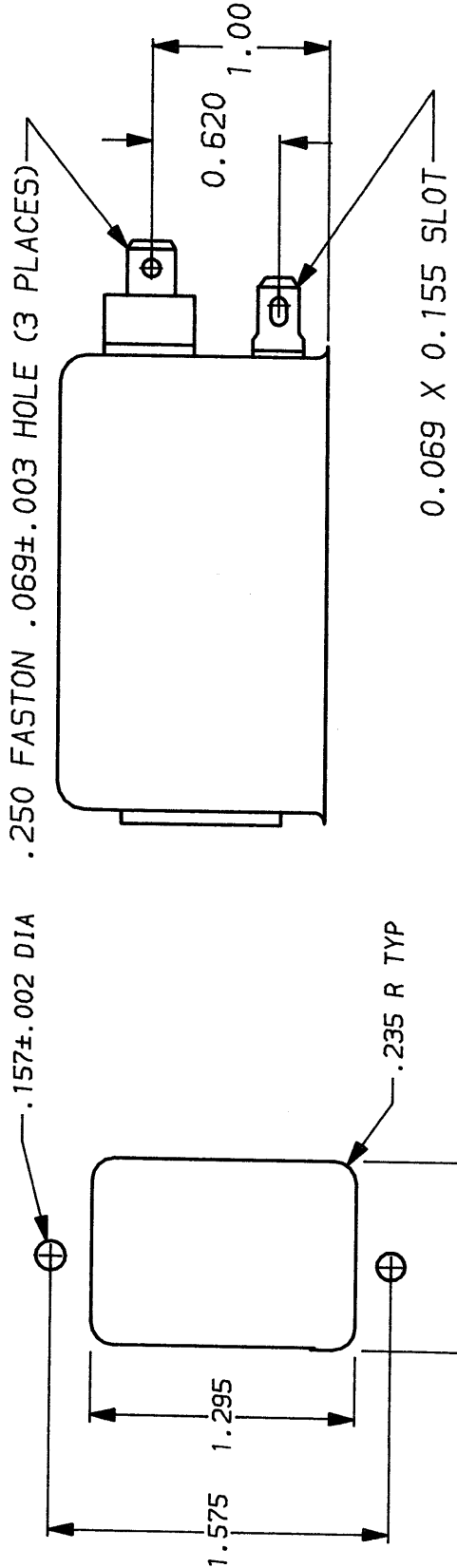
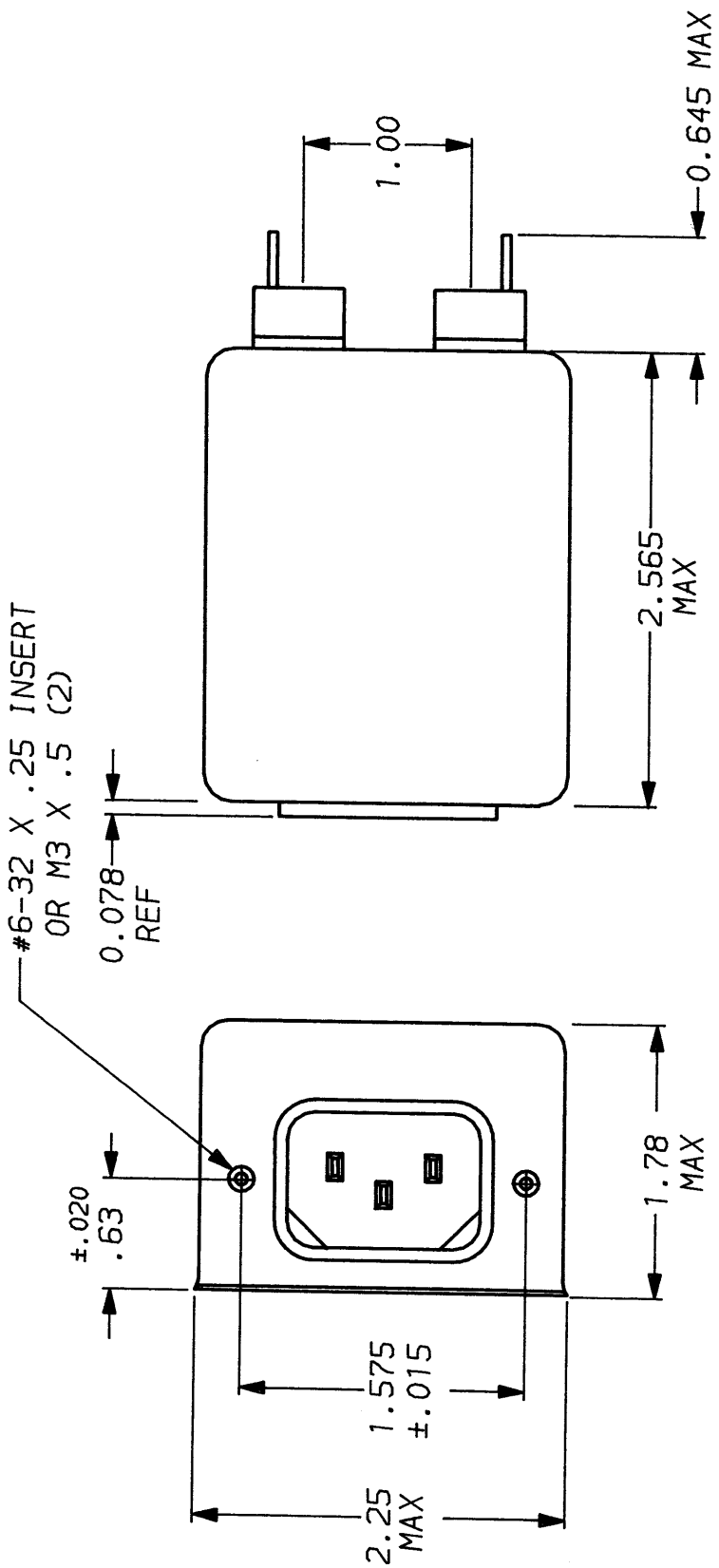
AS SUPPLIED



CORCOM
LIBERTYVILLE, IL 60048

POWER LINE FILTER

SCALE	DATE	DRG. NO.	REV.
NTS	8-7-90		6
DRN. BY	ORIGINATOR		
CFW	CFW	6VSK7 & 6VSK7M	



PANEL CUTOUT
TOLERANCE \pm .005

