



Chipsmall Limited consists of a professional team with an average of over 10 year of expertise in the distribution of electronic components. Based in Hongkong, we have already established firm and mutual-benefit business relationships with customers from,Europe,America and south Asia,supplying obsolete and hard-to-find components to meet their specific needs.

With the principle of “Quality Parts,Customers Priority,Honest Operation,and Considerate Service”,our business mainly focus on the distribution of electronic components. Line cards we deal with include Microchip,ALPS,ROHM,Xilinx,Pulse,ON,Everlight and Freescale. Main products comprise IC,Modules,Potentiometer,IC Socket,Relay,Connector.Our parts cover such applications as commercial,industrial, and automotives areas.

We are looking forward to setting up business relationship with you and hope to provide you with the best service and solution. Let us make a better world for our industry!



Contact us

Tel: +86-755-8981 8866 Fax: +86-755-8427 6832


Email & Skype: info@chipsmall.com Web: www.chipsmall.com

Address: A1208, Overseas Decoration Building, #122 Zhenhua RD., Futian, Shenzhen, China



MODELS 664, 667, 668

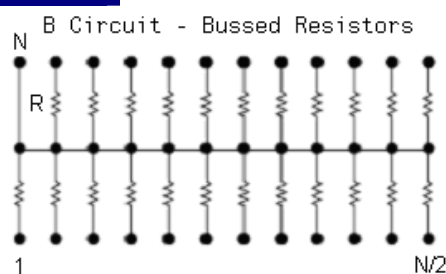
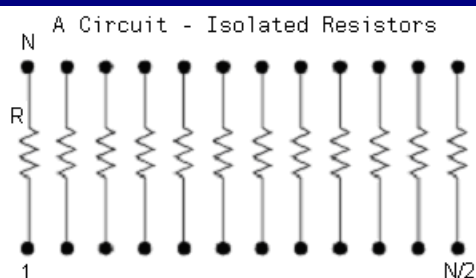
Isolated and bussed circuits
Thin film resistor network
0.150" SOIC packages
RoHS compliant available



FEATURES

Precision Nichrome Resistors on Ceramic	Passivation coating provides protection in humid environments
	Excellent frequency response
	Excellent long term resistance stability
Industry Standard Packaging	JEDEC 95, MS-012 (SOIC narrow body in 8, 14 and 16 lead pin counts)
Ratio Tolerances	< $\pm 0.05\%$
TCR Tracking Tolerances	< ± 5 ppm/ $^{\circ}\text{C}$

SCHEMATICS



ELECTRICAL¹

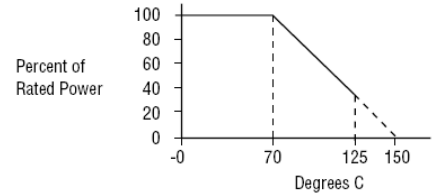
Standard Resistance Range ²	1K ohms to 100K ohms (Isolated) 1K ohms to 20K ohms (Bussed)
TCR	± 25 ppm/ $^{\circ}\text{C}$
TCR Tracking	± 5 ppm/ $^{\circ}\text{C}$
Operating Temperature Range	-55 $^{\circ}\text{C}$ to +125 $^{\circ}\text{C}$
Interlead Capacitance	< 2pF
Insulation Resistance	$\geq 10,000$ Megohms
Maximum Operating Voltage	100 Vdc or $\sqrt{\text{PR}}$
Noise, Maximum (MIL-STD-202, Method 308)	-40 dB
Resistor Power Rating at 70 $^{\circ}\text{C}$	0.1 Watts

¹ Specifications subject to change without notice.

² E96 codes available.

PACKAGE POWER AND DERATING CURVE

Model	Package Power @ 70°C(watts) ³
664	0.4
667	0.5
668	0.5



ENVIRONMENTAL (MIL-R-83401)

Thermal Shock plus Power Conditioning	ΔR 0.25%
Short Time Overload	ΔR 0.1%
Terminal Strength	ΔR 0.1%
Moisture Resistance	ΔR 0.2%
Mechanical Shock	ΔR 0.25%
Vibration	ΔR 0.25%
Low Temperature Operation	ΔR 0.1%
High Temperature Exposure	ΔR 0.1%
Load Life, 1,000 Hours	ΔR 0.1%
Resistance to Solder Heat	ΔR 0.1%
Dielectric Withstanding Voltage	100V for 1 minute
Temperature Exposure, Maximum	215°C for 3 minutes
Marking Permanency	MIL-STD-202, Method 215
Lead Solderability	MIL-STD-202, Method 208
Flammability	UL-94V-0 Rated
Storage Temperature Range	-65°C to +125°C

MECHANICAL

Lead Plating	80/20 Tin Lead (Standard) 100 matte Tin (RoHS)
Lead Material	Copper Alloy
Lead Configuration	Gull Wing
Lead Coplanarity	0.004" (0.102 mm)
Substrate Material	Alumina
Resistor Material	Passivated Nichrome
Body Material	Molded Epoxy

³ Maximum power per resistor @ 70 °C is 100 mW, not to exceed package power

ORDERING INFORMATION⁴

66 4 -A-1002 A LF 7

Model Series: _____
 66 = Passivated Nichrome on Ceramic

Number of Leads: _____
 4= 8 leads
 7=14 leads
 8=16 leads

Circuit Type: _____
 A=Isolated
 B=Bussed

Packaging Option:
 7=7" Tape & Reel
 13 = 13" Tape & Reel
 (No Code used for Tubes)

Lead Finish:
 No Code=SnPb
 LF=Lead Free (RoHS)

Tolerance Code

Resistance Code

RESISTANCE CODE⁴

First 3 digits are significant. Fourth digit denotes number of trailing zeros. For values less than 100, use "R" to denote a decimal point. Example, 51 and 10000 ohms are coded as 51R0 and 1002 respectively. Standard values follow E96.

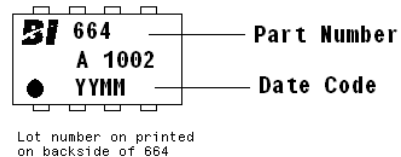
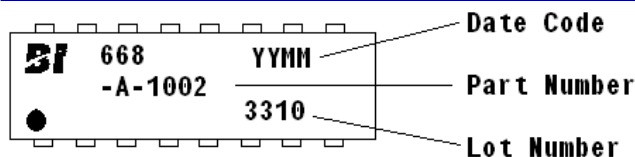
RESISTANCE TOLERANCE CODE

Accuracy Code at 25°C	A	B	D	F
Absolute Resistance Tolerances (%)	± 0.1	± 0.1	± 0.5	± 1.0
Ratio Tolerances (R1 Ref) (%)	± 0.05	± 0.1	± 0.1	± 0.5
Temperature Coefficient of Resistance (ppm/°C)				±25
Temperature Coefficient of Resistance, Tracking (ppm/°C)				±5

PACKAGING OPTIONS (UNIT COUNT/PACKAGE TYPE)

Model + Pin count	Tubes	7" Tape & Reel	13" Tape & Reel
664	100	1000	2500
667	50	500	2500
668	50	500	2500

TYPICAL MARKING



⁴ Contact customer service for custom designs and features.