



Chipsmall Limited consists of a professional team with an average of over 10 year of expertise in the distribution of electronic components. Based in Hongkong, we have already established firm and mutual-benefit business relationships with customers from,Europe,America and south Asia,supplying obsolete and hard-to-find components to meet their specific needs.

With the principle of “Quality Parts,Customers Priority,Honest Operation,and Considerate Service”,our business mainly focus on the distribution of electronic components. Line cards we deal with include Microchip,ALPS,ROHM,Xilinx,Pulse,ON,Everlight and Freescale. Main products comprise IC,Modules,Potentiometer,IC Socket,Relay,Connector.Our parts cover such applications as commercial,industrial, and automotives areas.

We are looking forward to setting up business relationship with you and hope to provide you with the best service and solution. Let us make a better world for our industry!



## Contact us

Tel: +86-755-8981 8866 Fax: +86-755-8427 6832

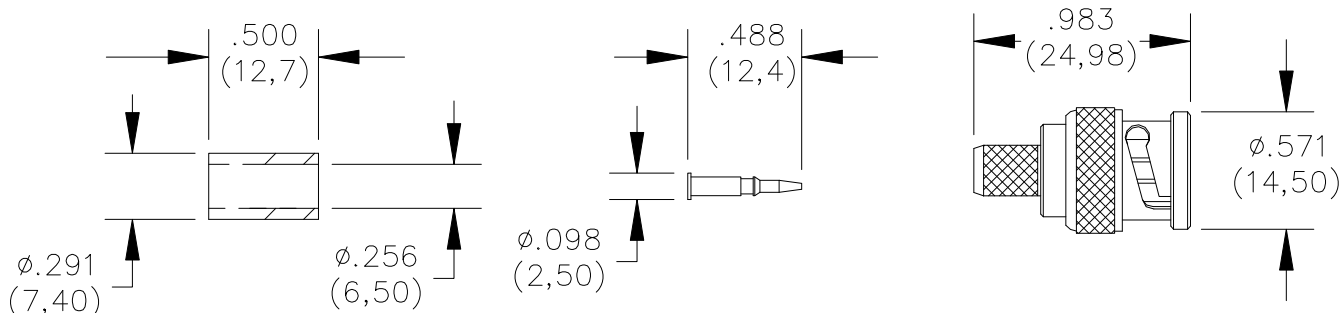
Email & Skype: info@chipsmall.com Web: www.chipsmall.com

Address: A1208, Overseas Decoration Building, #122 Zhenhua RD., Futian, Shenzhen, China



**Model 6752A**

**BNC (M), 75 Ohm, Crimp Type, RG 59, 59A, 59B, 62, 210**



Model 6752A

BNC (M), 75 Ω, Crimp Type, RG 59, 59A, 59B, 62, 210

**Features**

- True 75 Ω. Designed for common cable types.
- Precision machined, gold plated contacts.
- Insulation material is PTFE (**not delrin**).
- Connector accepts cable types RG 59, 59A, 59B, 62, 210.

**Materials**

Center Conductor, Male: Brass, Gold Plated  
 Connector Body: Brass, Tarnish Resistant Nickel Plated  
 Crimp Ferrule: Brass, Nickel Plated  
 Insulator: PTFE

**Specifications**

Impedance: 75 Ω  
 Frequency Range: DC – 3GHz  
 VSWR: 1.10 max., 0 – 1 GHz  
 1.35 max., 1 – 3 GHz

Contact Resistance:  
 Center Conductor: 1.5 mΩ  
 Outer Conductor: 1.0 mΩ  
 Dielectric Withstand Voltage: 1500 Vrms  
 Voltage: 500 Vrms

*For CE compliance, do not hold in hand when voltages exceed 33 Vrms / 70 Vdc.*

Operating Temperature:  
 -85°F to +329°F (-65°C to +165°C) Max.  
 Number of Insertions: 500 cycles minimum

**Ordering Information**

Model: **6752A**

USA: Sales: 800-490-2361  
 Technical Support: [technicalsupport@pomonatest.com](mailto:technicalsupport@pomonatest.com)  
 Fax: 425-446-5844

Europe: 31-(0) 40 2675 150 International: 425-446-5500

Where to Buy: [www.pomonaelectronics.com](http://www.pomonaelectronics.com)

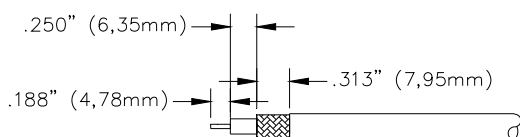
All dimensions are in inches. Tolerances (except noted): .xx = ±.02" (.51 mm), .xxx = ±.005" (.127 mm). All specifications are to the latest revisions. Specifications are subject to change without notice. Registered trademarks are the property of their respective companies.

**Model 6752A**  
**BNC (M), 75 Ohm, Crimp Type, RG 59, 59A, 59B, 62, 210**

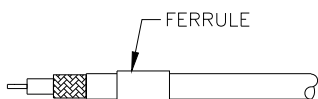
**Cable Assembly Instructions**



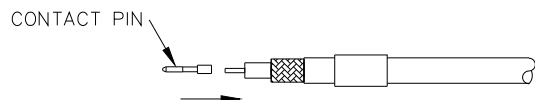
- A** CUT CABLE END EVENLY AND PERPENDICULAR.



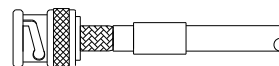
- B** STRIP CABLE JACKET, BRAID, AND DIELECTRIC TO SPECIFICATION LENGTHS. (NOTE: FOIL AND BRAID CABLES SHOULD LEAVE FOIL TO THE END OF DIELECTRIC).



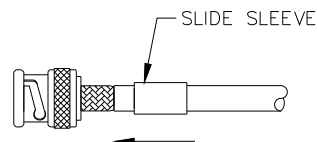
- C** SLIDE OUTER FERRULE OVER CABLE.



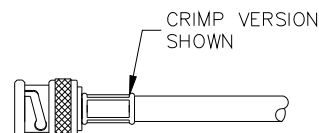
- D** INSERT CONTACT PIN ONTO CABLE'S CENTER CONDUCTOR SO THAT IT IS FLUSH TO DIELECTRIC, CRIMP OR SOLDER CONTACT FIRMLY.



- E** ASSEMBLE CONNECTOR BODY OVER THE CENTER CONTACT. FLARE THE BRAID BY ROTATING THE CONNECTOR AND PUSH THE BARREL UNDER THE BRAID. PRESS CONNECTOR ON CABLE UNTIL CENTER CONTACT CLICKS INTO PLACE.



- F** SLIDE OUTER FERRULE OVER BRAID AND UP AGAINST BODY ASSEMBLY.



- G** CRIMP OUTER FERRULE WITH APPROPRIATE CRIMP TOOL.