



Chipsmall Limited consists of a professional team with an average of over 10 year of expertise in the distribution of electronic components. Based in Hongkong, we have already established firm and mutual-benefit business relationships with customers from,Europe,America and south Asia,supplying obsolete and hard-to-find components to meet their specific needs.

With the principle of “Quality Parts,Customers Priority,Honest Operation,and Considerate Service”,our business mainly focus on the distribution of electronic components. Line cards we deal with include Microchip,ALPS,ROHM,Xilinx,Pulse,ON,Everlight and Freescale. Main products comprise IC,Modules,Potentiometer,IC Socket,Relay,Connector.Our parts cover such applications as commercial,industrial, and automotives areas.

We are looking forward to setting up business relationship with you and hope to provide you with the best service and solution. Let us make a better world for our industry!



Contact us

Tel: +86-755-8981 8866 Fax: +86-755-8427 6832

Email & Skype: info@chipsmall.com Web: www.chipsmall.com

Address: A1208, Overseas Decoration Building, #122 Zhenhua RD., Futian, Shenzhen, China



PSB/RSB

Metallized Polypropylene Film Capacitors

Radial Leaded with Double Sided Electrodes



FEATURES

Power semiconductor module protection - High pulse and rms current - Multiple Leads

APPLICATIONS

Power Semiconductor circuits - Resonant circuits - Induction Heaters - Switching power supplies

| | | | | | | | | | |
|---|---|---------------------------------|-------------|-------------|-------------|--|-------------|------|-------------|
| Operating Temperature Range | PSB: -40°C to +100°C, observing voltage and current derating RSB: -40°C to +85°C | | | | | | | | |
| Capacitance Tolerance | ±10% at 1 kHz, 25°C +5% optional | | | | | | | | |
| Non-Recurrent SVDC | WVDC | 700 | 850 | 1000 | 1200 | 1500 | 2000 | 2500 | 3000 |
| | VAC (RSB) | 1100 | 1300 (1200) | 1550 (1300) | 1750 (1600) | 2200 | 2600 (2400) | 3300 | 4000 (3500) |
| AC voltage (50/60 Hz) | WVDC | 700 | 850 | 1000 | 1200 | 1500 | 2000 | 2500 | 3000 |
| | VAC | 420 | 500 | 575 | 630 | 650 | 700 | 725 | 750 |
| For T>+85°C, The voltage (DC/AC) must be decreased by (1.5/2.5)% per °C | | | | | | | | | |
| Dissipation Factor (MAX) 25°C | Frequency (kHz) | C≤1uF | | C>1uF | | | | | |
| | 1 | 0.05% | | 0.06% | | | | | |
| Insulation Resistance @25°C (<70% RH) for 1 minute at 100VDC applied | Insulation Resistance | | | | | | | | |
| | 30000 MΩxuF (not to exceed 30GΩ) | | | | | | | | |
| Self Inductance | <1 nano-Henry per mm of lead spacing | | | | | | | | |
| Capacitance Drift Factor | <0.5% after 2 years at 40°C | | | | | | | | |
| Life Expectancy | 100000 Hours @WVDC 30000 Hours @ VAC | | | | | | | | |
| | Capacitance Change | ≤3% of initially measured value | | | | | | | |
| Failure quota | 300/ Billion component hours | | | | | | | | |
| Damp Heat test | 56 days at 40°C with 90 to 95%RH, +40°C and no voltage applied | | | | | | | | |
| | Capacitance Change | ≤2% of initially measured value | | | | | | | |
| | Dissipation Factor | ≤0.001 at 1kHz and 25°C | | | | | | | |
| | Insulation Resistance | ≥50% of maximum specified value | | | | | | | |
| Self Inductance | <1 nano-Henry per mm of lead spacing | | | | | | | | |
| Capacitance Drift Factor | <0.5% after 2 years at 40°C | | | | | | | | |
| Capacitance Temperature Coefficient | -200 ppm/°C, ±100ppm/°C | | | | | | | | |
| Dielectric Strength | Terminal to Terminal | | | | | Terminal to case | | | |
| | 160% of rated VDC or 150% VAC applied for 2 Seconds and 25°C | | | | | 3kVAC @ 50/60 Hz applied between terminals and case for 60 seconds at 25°C | | | |
| Dielectric | Polypropylene | | | | | | | | |
| Construction | Double Metallized film with internal series connections | | | | | | | | |
| Coating | Flame Retardant plastic box with epoxy resin (UL94V-0) | | | | | | | | |
| Leads | Lead free tinned copper leads | | | | | | | | |



Your Global Source for World-Class Capacitors

© 2013 Illinois Capacitor, Inc.

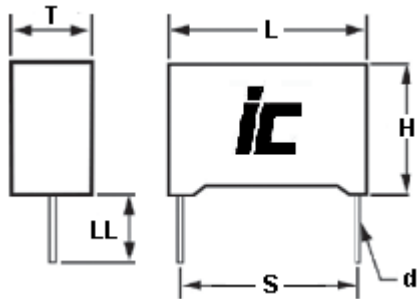
North America
Tel: 847.675.1760
sales@illcap.com

Asia
Tel: 852.2793 0931
sales@illcap.com.hk

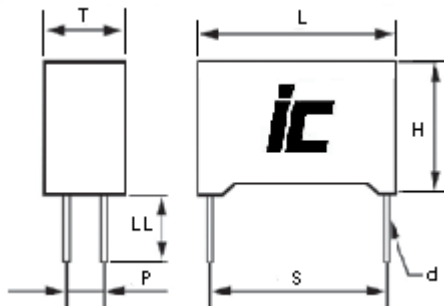
PSB/RSB

Metallized Polypropylene Film Capacitors

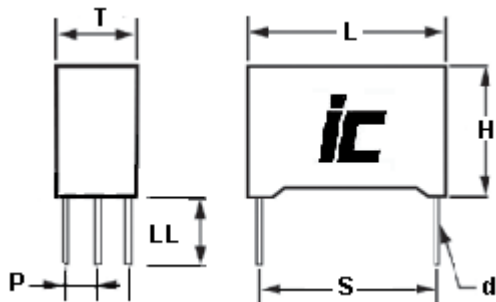
Radial Leaded with Double Sided Electrodes



| WVDC | ALL | ≤850 | 850<v<2000 | | 2500 | | ALL | ALL |
|------|------------------------------|------|------------|-------|------|------|------|------|
| L | 27.5 | 32 | 32 | 32 | 32 | 32 | 42.5 | 57.5 |
| H | ALL | 20 | 22,24.5 | >24.5 | 33 | >33 | ALL | ALL |
| T | ALL | ALL | ≤15 | >15 | <18 | >18 | ALL | ALL |
| S | 22.5 | 27.5 | 27.5 | 27.5 | 27.5 | 27.5 | 37.5 | 52.5 |
| d | 0.8 | 0.8 | 1.0 | 1.2 | 1.0 | 1.2 | 1.2 | 1.2 |
| LL | 5 ± 1 (25+5 Optional) | | | | | | | |



| | | | | | | |
|----|---------------|------------|------|------|------|------|
| L | 32 | 32 | 32 | 42.5 | 42.5 | 57.5 |
| H | >22 | 22>H>,24.5 | >28 | >37 | >37 | ALL |
| P | 10.2 | ≤15 | ≤15 | >18 | ALL | 20.3 |
| S | 27.5 | 27.5 | 27.5 | 37.5 | 37.5 | 52.5 |
| d | 0.8 | 1.0 | 1.0 | 1.2 | 1.2 | 1.2 |
| LL | 5.5 ± 1.5 | | | | | |



| | |
|----|-----------------|
| L | 57.5 |
| H | ALL |
| T | ALL |
| S | 52.5 ± 0.4 |
| P | 10.2 ± 0.05 |
| LL | 5.5 ± 1.5 |
| d | 1.2 ± 0.05 |

iC ILLINOIS CAPACITOR

Your Global Source for World-Class Capacitors

© 2013 Illinois Capacitor, Inc.

North America
Tel: 847.675.1760
sales@illcap.com

Asia
Tel: 852.2793 0931
sales@illcap.com.hk

PSB_RSB

2,4,6 Radial Lead, High current/low ESR

| Capacitance (µF) | WVDC | IC PART NUMBER | dv/dt (v/µ sec.) | Maximum RMS Ripple Current (A) 100 kHz, +70°C | Typical ESR (mΩ) 100 kHz, +25°C | Dims LxHxT (mm) | S (MM) | d (MM) | P (MM) | # Leads |
|------------------|------|----------------|------------------|---|---------------------------------|-----------------|--------|--------|--------|---------|
| 0.0047 | 3000 | 472PSB302K2G | 6300 | 1.5 | 87 | 26.5x16x7 | 22.5 | 0.8 | | 2 |
| 0.0068 | 2500 | 682PSB252K2G | 4900 | 1.5 | 70 | 26.5x16x7 | 22.5 | 0.8 | | 2 |
| 0.0068 | 3000 | 682PSB302K2G | 6300 | 2 | 64 | 26.5x17x8.5 | 22.5 | 0.8 | | 2 |
| 0.01 | 2500 | 103PSB252K2G | 4900 | 2 | 51 | 26.5x17x8.5 | 22.5 | 0.8 | | 2 |
| 0.01 | 3000 | 103PSB302K2G | 6300 | 2.5 | 46 | 26.5x20x11 | 22.5 | 0.8 | | 2 |
| 0.01 | 3000 | 103PSB302K2H | 4350 | 2.5 | 54 | 32x20x11 | 27.5 | 0.8 | | 2 |
| 0.015 | 2000 | 153PSB202K2G | 3600 | 2 | 38 | 26.5x16x7 | 22.5 | 0.8 | | 2 |
| 0.015 | 2500 | 153PSB252K2G | 4900 | 2.5 | 36 | 26.5x18.5x10 | 22.5 | 0.8 | | 2 |
| 0.015 | 3000 | 153PSB302K2G | 6300 | 3 | 33 | 26.5x22x13 | 22.5 | 0.8 | | 2 |
| 0.015 | 3000 | 153PSB302K2H | 4350 | 3 | 38 | 32x20x11 | 27.5 | 0.8 | | 2 |
| 0.022 | 1500 | 223PSB152K2G | 2500 | 2.5 | 30 | 26.5x16x7 | 22.5 | 0.8 | | 2 |
| 0.022 | 2000 | 223PSB202K2G | 3600 | 3 | 28 | 26.5x17x8.5 | 22.5 | 0.8 | | 2 |
| 0.022 | 2500 | 223PSB252K2G | 4900 | 3.5 | 26.5 | 26.5x22x13 | 22.5 | 0.8 | | 2 |
| 0.022 | 2500 | 223PSB252K2H | 3350 | 3.5 | 30.5 | 32x20x11 | 27.5 | 0.8 | | 2 |
| 0.022 | 3000 | 223PSB302K2H | 4350 | 4 | 26.5 | 32x22x13 | 27.5 | 0.8 | | 2 |
| 0.033 | 1200 | 333PSB122K2G | 2000 | 3 | 23 | 26.5x16x7 | 22.5 | 0.8 | | 2 |
| 0.033 | 1500 | 333PSB152K2G | 2500 | 3.5 | 22 | 26.5x17x8.5 | 22.5 | 0.8 | | 2 |
| 0.033 | 2000 | 333PSB202K2G | 3600 | 4.5 | 20.5 | 26.5x20x11 | 22.5 | 0.8 | | 2 |
| 0.033 | 2000 | 333PSB202K2H | 2550 | 4 | 23.7 | 32x20x11 | 27.5 | 0.8 | | 2 |
| 0.033 | 2500 | 333PSB252K2H | 3350 | 4 | 22.5 | 32x22x13 | 27.5 | 0.8 | | 2 |
| 0.033 | 3000 | 333PSB302K2H | 4350 | 5 | 19 | 32x24.5x15 | 27.5 | 0.8 | | 2 |
| 0.033 | 3000 | 333PSB302K4H | 2750 | 7 | 18.3 | 32x33x18 | 27.5 | 1.2 | 5.1 | 4 |
| 0.047 | 1000 | 473PSB102K2G | 1800 | 3.5 | 18.5 | 26.5x16x7 | 22.5 | 0.8 | | 2 |
| 0.047 | 1200 | 473PSB122K2G | 4000 | 3.5 | 16.9 | 26.5x17x8.5 | 22.5 | 0.8 | | 2 |
| 0.047 | 1500 | 473PSB152K2G | 2500 | 4 | 16.5 | 26.5x18.5x10 | 22.5 | 0.8 | | 2 |
| 0.047 | 1500 | 473PSB152K2H | 1900 | 4 | 18.2 | 32x17x9 | 27.5 | 0.8 | | 2 |
| 0.047 | 2000 | 473PSB202K2G | 3600 | 5 | 14.8 | 26.5x22x13 | 22.5 | 0.8 | | 2 |
| 0.047 | 2000 | 473PSB202K2H | 2550 | 4.5 | 16.8 | 32x20x11 | 27.5 | 0.8 | | 2 |
| 0.047 | 2500 | 473PSB252K2H | 3350 | 5.5 | 16 | 32x24.5x15 | 27.5 | 0.8 | | 2 |
| 0.047 | 3000 | 473PSB302K2H | 4350 | 7.5 | 14 | 32x33x18 | 27.5 | 1 | | 2 |
| 0.047 | 3000 | 473PSB302K4H | 4350 | 8.5 | 13.3 | 32x33x18 | 27.5 | 1.2 | 10.2 | 4 |
| 0.068 | 850 | 683PSB850K2G | 1550 | 4 | 14 | 26.5x16x7 | 22.5 | 0.8 | | 2 |
| 0.068 | 1000 | 683PSB102K2G | 1800 | 4.5 | 13.7 | 26.5x17x8.5 | 22.5 | 0.8 | | 2 |
| 0.068 | 1200 | 683PSB122K2G | 2000 | 4.5 | 12.7 | 26.5x18.5x10 | 22.5 | 0.8 | | 2 |
| 0.068 | 1200 | 683PSB122K2H | 1500 | 4.5 | 14.3 | 32x17x9 | 27.5 | 0.8 | | 2 |
| 0.068 | 1500 | 683PSB152K2G | 2500 | 5.5 | 12.3 | 26.5x22x13 | 22.5 | 0.8 | | 2 |
| 0.068 | 1500 | 683PSB152K2H | 1900 | 5 | 13.8 | 32x20x11 | 27.5 | 0.8 | | 2 |
| 0.068 | 2000 | 683PSB202K2H | 2550 | 6 | 12.1 | 32x22x13 | 27.5 | 0.8 | | 2 |
| 0.068 | 2500 | 683PSB252K2H | 3350 | 8.5 | 11.3 | 32x33x18 | 27.5 | 1 | | 2 |
| 0.068 | 3000 | 683PSB302K2H | 4350 | 10 | 10.4 | 32x37x22 | 27.5 | 1.2 | | 2 |
| 0.068 | 3000 | 683PSB302K2J | 2500 | 7.5 | 12.3 | 42.5x28x17 | 37.5 | 1.2 | | 2 |
| 0.068 | 3000 | 683PSB302K4H | 4350 | 11 | 9.6 | 32x37x22 | 27.5 | 1.2 | 10.2 | 4 |
| 0.1 | 700 | 104PSB700K2G | 1200 | 4 | 13.3 | 26.5x16x7 | 22.5 | 0.8 | | 2 |
| 0.1 | 850 | 104PSB850K2G | 1550 | 5 | 10.4 | 26.5x18.5x10 | 22.5 | 0.8 | | 2 |
| 0.1 | 1000 | 104PSB102K2G | 1800 | 5.5 | 9.9 | 26.5x20x11 | 22.5 | 0.8 | | 2 |
| 0.1 | 1000 | 104PSB102K2H | 1300 | 5 | 11 | 32x17x9 | 27.5 | 0.8 | | 2 |
| 0.1 | 1200 | 104PSB122K2G | 2000 | 6 | 9.7 | 26.5x22x13 | 22.5 | 0.8 | | 2 |
| 0.1 | 1200 | 104PSB122K2H | 1500 | 6 | 10.6 | 32x20x11 | 27.5 | 0.8 | | 2 |
| 0.1 | 1500 | 104PSB152K2H | 1900 | 6.5 | 9.5 | 32x22x13 | 27.5 | 0.8 | | 2 |
| 0.1 | 2000 | 104PSB202K2H | 2550 | 7.5 | 8.4 | 32x24.5x15 | 27.5 | 1 | | 2 |
| 0.1 | 2500 | 104PSB252K2H | 3350 | 10.5 | 7.6 | 32x33x18 | 27.5 | 1.2 | | 2 |
| 0.1 | 2500 | 104PSB252K2J | 2050 | 8 | 11.5 | 42.5x28x17 | 37.5 | 1.2 | | 2 |
| 0.1 | 2500 | 104PSB252K4H | 3350 | 11.5 | 6.9 | 32x33x18 | 27.5 | 1.2 | | 4 |
| 0.1 | 3000 | 104PSB302K4J | 2500 | 10.5 | 8.6 | 42.5x30x22 | 37.5 | 1.2 | 10.2 | 4 |
| 0.1 | 3000 | 104PSB302K2J | 2500 | 9.5 | 9.3 | 42.5x30x22 | 37.5 | 1.2 | | 2 |
| 0.1 | 3000 | 104RSB302K2H | 3350 | 9 | 11 | 32x33x18 | 27.5 | 1.2 | | 2 |
| 0.1 | 3000 | 104RSB302K2J | 2050 | 7 | 15.5 | 42.5x28x14 | 37.5 | 1.2 | | 2 |
| 0.12 | 3000 | 124PSB302K2J | 2500 | 12 | 8.3 | 41.5x40x20 | 37.5 | 1.2 | | 2 |

PSB_RSB

2,4,6 Radial Lead, High current/low ESR

| Capacitance (µF) | WVDC | IC PART NUMBER | dv/dt (v/µ sec.) | Maximum RMS Ripple Current (A) 100 kHz, +70°C | Typical ESR (mΩ) 100 kHz, +25°C | Dims LxHxT (mm) | S (MM) | d (MM) | P (MM) | # Leads |
|------------------|------|----------------|------------------|---|---------------------------------|-----------------|--------|--------|--------|---------|
| 0.12 | 3000 | 124PSB302K4J | 2500 | 13.5 | 7.6 | 41.5x40x20 | 37.5 | 1.2 | 10.2 | 4 |
| 0.15 | 700 | 154PSB700K2G | 1200 | 5.5 | 9.5 | 26.5x18.5x10 | 22.5 | 0.8 | | 2 |
| 0.15 | 850 | 154PSB850K2G | 1550 | 6.5 | 7.5 | 26.5x20x11 | 22.5 | 0.8 | | 2 |
| 0.15 | 850 | 154PSB850K2H | 1120 | 6.5 | 8.6 | 32x20x11 | 27.5 | 0.8 | | 2 |
| 0.15 | 1000 | 154PSB102K2G | 1800 | 7 | 7.3 | 26.5x22x13 | 22.5 | 0.8 | | 2 |
| 0.15 | 1000 | 154PSB102K2H | 1300 | 6.5 | 8.2 | 32x20x11 | 27.5 | 0.8 | | 2 |
| 0.15 | 1200 | 154PSB122K2H | 1500 | 7.5 | 7.6 | 32x22x13 | 27.5 | 1 | | 2 |
| 0.15 | 1500 | 154PSB152K2H | 1900 | 8.5 | 7.1 | 32x24.5x15 | 27.5 | 1 | | 2 |
| 0.15 | 2000 | 154PSB202K2H | 2550 | 11 | 6.5 | 32x33x18 | 27.5 | 1.2 | | 2 |
| 0.15 | 2000 | 154PSB202K2J | 1600 | 9.5 | 8.1 | 42.5x28x17 | 37.5 | 1.2 | | 2 |
| 0.15 | 2000 | 154PSB202K4H | 2550 | 12.5 | 5.8 | 32x33x18 | 27.5 | 1.2 | 10.2 | 4 |
| 0.15 | 2500 | 154PSB252K4J | 3350 | 14.5 | 5.3 | 32x37x22 | 27.5 | 1.2 | 10.2 | 4 |
| 0.15 | 2500 | 154PSB252K2J | 2050 | 10.5 | 7.9 | 42.5x30x22 | 37.5 | 1.2 | | 2 |
| 0.15 | 2500 | 154RSB252K2J | 2550 | 10 | 9.1 | 32x33x18 | 27.5 | 1.2 | | 2 |
| 0.15 | 2500 | 154PSB252K2J | 3350 | 13.5 | 6 | 32x37x22 | 27.5 | 1.2 | | 2 |
| 0.15 | 3000 | 154PSB302K2JA | 2500 | 14 | 6.7 | 41.5x44x24 | 37.5 | 1.2 | | 2 |
| 0.15 | 3000 | 154PSB302K2J | 2500 | 14 | 6.7 | 42.5x37x28 | 37.5 | 1.2 | | 2 |
| 0.15 | 3000 | 154RSB302K2H | 3350 | 12 | 8.5 | 32x37x22 | 27.5 | 1.2 | | 2 |
| 0.15 | 3000 | 154RSB302K2J | 2050 | 9 | 10.8 | 42x32x17 | 37.5 | 1.2 | | 2 |
| 0.15 | 3000 | 154RSB302K2H | 3350 | 10 | 9.1 | 32x37x22 | 27.5 | 1.2 | | 2 |
| 0.15 | 3000 | 154PSB302K4JA | 2500 | 16 | 6 | 41.5x44x24 | 37.5 | 1.2 | 10.2 | 4 |
| 0.15 | 3000 | 154PSB302K4J | 2500 | 15 | 6 | 42.5x37x28 | 37.5 | 1.2 | 20.3 | 4 |
| 0.18 | 3000 | 184PSB302K4J | 2500 | 17.5 | 5.3 | 41.5x44x24 | 37.5 | 1.2 | 10.2 | 4 |
| 0.18 | 3000 | 184PSB302K2J | 2500 | 14 | 6 | 41.5x44x24 | 37.5 | 1.2 | | 2 |
| 0.22 | 700 | 224PSB700K2G | 1200 | 6.5 | 7 | 26.5x20x11 | 22.5 | 0.8 | | 2 |
| 0.22 | 700 | 224PSB700K2H | 900 | 6.5 | 8 | 32x20x11 | 27.5 | 0.8 | | 2 |
| 0.22 | 850 | 224PSB850K2H | 1120 | 8 | 6.4 | 32x22x13 | 27.5 | 1 | | 2 |
| 0.22 | 1000 | 224PSB102K2H | 1300 | 8.5 | 5.7 | 32x22x13 | 27.5 | 1 | | 2 |
| 0.22 | 1200 | 224PSB122K2H | 1500 | 9.5 | 5.4 | 32x24.5x15 | 27.5 | 1 | | 2 |
| 0.22 | 1500 | 224PSB152K2H | 1900 | 12.5 | 5.1 | 32x33x18 | 27.5 | 1.2 | | 2 |
| 0.22 | 1500 | 224PSB152K2J | 1220 | 10.5 | 6.9 | 42.5x28x17 | 37.5 | 1.2 | | 2 |
| 0.22 | 1500 | 224PSB152K4H | 1900 | 14 | 4.4 | 32x33x18 | 27.5 | 1.2 | 10.2 | 4 |
| 0.22 | 2000 | 224PSB202K4H | 2550 | 16 | 4.5 | 32x37x22 | 27.5 | 1.2 | 10.2 | 4 |
| 0.22 | 2000 | 224PSB202K2H | 2550 | 14 | 5.2 | 32x37x22 | 27.5 | 1.2 | | 2 |
| 0.22 | 2000 | 224PSB202K2J | 1600 | 12 | 5.9 | 42.5x30x22 | 37.5 | 1.2 | | 2 |
| 0.22 | 2000 | 224RSB202K2H | 1900 | 11 | 8.1 | 32x33x18 | 27.5 | 1.2 | | 2 |
| 0.22 | 2500 | 224PSB252K2J | 2050 | 14 | 6 | 42.5x37x28 | 37.5 | 1.2 | | 2 |
| 0.22 | 2500 | 224PSB252K2JA | 2050 | 14 | 6 | 41.5x40x20 | 37.5 | 1.2 | | 2 |
| 0.22 | 2500 | 224RSB252K2H | 2550 | 12.5 | 7.1 | 32x37x22 | 27.5 | 1.2 | | 2 |
| 0.22 | 2500 | 224RSB252K2J | 1600 | 10 | 8.3 | 42x32x17 | 27.5 | 1.2 | | 2 |
| 0.22 | 2500 | 224PSB252K4J | 2050 | 16 | 5.3 | 42.5x37x28 | 37.5 | 1.2 | | 4 |
| 0.22 | 2500 | 224PSB252K4JA | 2050 | 16 | 5.3 | 41.5x40x20 | 37.5 | 1.2 | 10.2 | 4 |
| 0.22 | 3000 | 224PSB302K4J | 2050 | 18.5 | 4.4 | 42.5x45x30 | 37.5 | 1.2 | 20.3 | 4 |
| 0.22 | 3000 | 224RSB302K2J | 2050 | 12.5 | 8.1 | 42.5x37x28 | 37.5 | 1.2 | | 2 |
| 0.22 | 3000 | 224RSB302K4J | 2050 | 13.5 | 7.4 | 42.5x37x38 | 37.5 | 1.2 | 10.2 | 4 |
| 0.22 | 3000 | 224RSB302K4JA | 2050 | 14 | 7.4 | 41.5x40x20 | 37.5 | 1.2 | 10.2 | 4 |
| 0.22 | 3000 | 224PSB302K2J | 2050 | 14 | 5.1 | 42.5x45x30 | 37.5 | 1.2 | | 2 |
| 0.22 | 3000 | 224RSB302K2J | 2050 | 12.5 | 8.1 | 42.5x37x28 | 37.5 | 1.2 | | 2 |
| 0.22 | 3000 | 224RSB302K2JA | 2050 | 12.5 | 8.1 | 41.5x40x20 | 37.5 | 1.2 | | 2 |
| 0.3 | 2500 | 304PSB252K2J | 2050 | 14 | 4.8 | 41.5x44x24 | 37.5 | 1.2 | | 2 |
| 0.3 | 2500 | 304PSB252K4J | 2050 | 20 | 4.1 | 41.5x44x24 | 37.5 | 1.2 | 10.2 | 4 |
| 0.33 | 700 | 334PSB700K2H | 1500 | 8.5 | 6 | 32x22x13 | 27.5 | 1 | | 2 |
| 0.33 | 850 | 334PSB850K2H | 1900 | 10 | 4.9 | 32x24.5x15 | 27.5 | 1 | | 2 |
| 0.33 | 1000 | 334PSB102K2H | 1300 | 12.5 | 4.5 | 32x28x14 | 27.5 | 1.2 | | 2 |
| 0.33 | 1200 | 334PSB122K2H | 1500 | 13.5 | 4.3 | 32x33x18 | 27.5 | 1.2 | | 2 |
| 0.33 | 1200 | 334PSB122K2J | 1000 | 11.5 | 5.9 | 42.5x28x17 | 37.5 | 1.2 | | 2 |
| 0.33 | 1200 | 334PSB122K4H | 1500 | 15.5 | 3.6 | 32x33x18 | 27.5 | 1.2 | | 4 |
| 0.33 | 1500 | 334PSB152K4H | 1900 | 18 | 3.4 | 32x37x22 | 27.5 | 1.2 | 10.2 | 4 |

PSB_RSB

2,4,6 Radial Lead, High current/low ESR

| Capacitance (µF) | WVDC | IC PART NUMBER | dv/dt (v/µ sec.) | Maximum RMS Ripple Current (A) 100 kHz, +70°C | Typical ESR (mΩ) 100 kHz, +25°C | Dims LxHxT (mm) | S (MM) | d (MM) | P (MM) | # Leads |
|------------------|------|----------------|------------------|---|---------------------------------|-----------------|--------|--------|--------|---------|
| 0.33 | 1500 | 334RSB152K2H | 1220 | 12 | 6 | 32x33x18 | 27.5 | 1.2 | | 2 |
| 0.33 | 1500 | 334PSB152K2H | 1900 | 14 | 4.1 | 32x37x22 | 27.5 | 1.2 | | 2 |
| 0.33 | 1500 | 334PSB152K2J | 1220 | 12.5 | 5.4 | 42.5x30x22 | 37.5 | 1.2 | | 2 |
| 0.33 | 2000 | 334RSB202K2H | 1900 | 14 | 5.8 | 32x37x22 | 27.5 | 1.2 | | 2 |
| 0.33 | 2000 | 334PSB202K2J | 1600 | 14 | 4.9 | 42.5x37x28 | 37.5 | 1.2 | | 2 |
| 0.33 | 2000 | 334RSB202K2J | 1600 | 11 | 7.4 | 42.5x30x22 | 37.5 | 1.2 | | 2 |
| 0.33 | 2000 | 334PSB202K2JA | 1600 | 14 | 4.9 | 41.5x40x20 | 37.5 | 1.2 | | 2 |
| 0.33 | 2000 | 334PSB202K4JA | 1600 | 18 | 4.2 | 41.5x40x20 | 37.5 | 1.2 | 10.2 | 4 |
| 0.33 | 2000 | 334RSB202K4H | 1600 | 15.5 | 5.1 | 32x37x22 | 27.5 | 1.2 | 10.2 | 4 |
| 0.33 | 2000 | 334PSB202K4J | 1600 | 17.5 | 4.2 | 42.5x37x28 | 37.5 | 1.2 | 10.2 | 4 |
| 0.33 | 2500 | 334PSB252K4J | 1400 | 19.5 | 3.9 | 42.5x45x30 | 37.5 | 1.2 | | 4 |
| 0.33 | 2500 | 334PSB252K4J | 1400 | 19.5 | 3.9 | 42.5x45x30 | 37.5 | 1.2 | | 4 |
| 0.33 | 2500 | 334PSB252K2J | 2050 | 14 | 4.6 | 42.5x45x30 | 37.5 | 1.2 | | 2 |
| 0.33 | 2500 | 334PSB252K2J | 2050 | 14 | 4.6 | 42.5x45x30 | 37.5 | 1.2 | | 2 |
| 0.33 | 3000 | 334PSB302K2R | 900 | 14 | 5.1 | 57.5x45x30 | 52.5 | 1.2 | | 2 |
| 0.33 | 3000 | 334RSB302K2J | 2050 | 14 | 6.2 | 42.5x45x30 | 37.5 | 1.2 | | 2 |
| 0.33 | 3000 | 334RSB302K4J | 2050 | 18 | 5.5 | 42.5x45x30 | 37.5 | 1.2 | 10.2 | 4 |
| 0.33 | 3000 | 334PSB302K4R | 1120 | 20.5 | 4.4 | 57.5x45x30 | 52.5 | 1.2 | 20.3 | 4 |
| 0.39 | 2500 | 394PSB252K4J | 2050 | 22 | 3.5 | 42.5x45x30 | 37.5 | 1.2 | | 4 |
| 0.39 | 2500 | 394PSB252K2J | 2050 | 14 | 4.4 | 42.5x45x30 | 37.5 | 1.2 | | 2 |
| 0.47 | 700 | 474PSB700K2H | 900 | 10 | 4.8 | 32x24.5x15 | 27.5 | 1 | | 2 |
| 0.47 | 850 | 474PSB850K2H | 1120 | 14 | 3.9 | 32x33x18 | 27.5 | 1.2 | | 2 |
| 0.47 | 850 | 474PSB850K4H | 1120 | 16.5 | 3.2 | 32x33x18 | 27.5 | 1.2 | 10.2 | 4 |
| 0.47 | 1000 | 474PSB102K4H | 1300 | 17 | 3 | 32x33x18 | 27.5 | 1.2 | 10.2 | 4 |
| 0.47 | 1000 | 474PSB102K2H | 1300 | 14 | 3.7 | 32x33x18 | 27.5 | 1.2 | | 2 |
| 0.47 | 1000 | 474PSB102K2J | 870 | 12 | 4.7 | 42.5x28x17 | 37.5 | 1.2 | | 2 |
| 0.47 | 1200 | 474PSB122K2H | 1500 | 14 | 3.4 | 32x37x22 | 27.5 | 1.2 | | 2 |
| 0.47 | 1200 | 474PSB122K2J | 1000 | 13.5 | 4.8 | 42.5x30x22 | 37.5 | 1.2 | | 2 |
| 0.47 | 1200 | 474RSB122K2H | 1120 | 12.5 | 5.7 | 32x33x18 | 27.5 | 1.2 | | 2 |
| 0.47 | 1200 | 474PSB122K4H | 1500 | 20.5 | 2.7 | 32x37x22 | 27.5 | 1.2 | | 4 |
| 0.47 | 1500 | 474PSB152K4J | 1220 | 16 | 3.8 | 42.5x37x28 | 37.5 | 1.2 | 10.2 | 4 |
| 0.47 | 1500 | 474RSB152K2H | 1500 | 14 | 4.8 | 32x37x22 | 27.5 | 1.2 | | 2 |
| 0.47 | 1500 | 474PSB152K2J | 1220 | 14 | 4.5 | 42.5x37x28 | 37.5 | 1.2 | | 2 |
| 0.47 | 1500 | 474RSB152K4H | 1500 | 16.5 | 4.1 | 32x37x22 | 27.5 | 1.2 | 10.2 | 4 |
| 0.47 | 2000 | 474PSB202K4JA | 1600 | 21.5 | 3.4 | 41.5x44x24 | 37.5 | 1.2 | 10.2 | 4 |
| 0.47 | 2000 | 474RSB202K2J | 1220 | 13 | 6.1 | 42.5x33.5x22 | 37.5 | 1.2 | | 2 |
| 0.47 | 2000 | 474PSB202K2JA | 1600 | 14 | 4.1 | 41.5x44x24 | 37.5 | 1.2 | | 2 |
| 0.47 | 2000 | 474PSB202K2J | 1600 | 14 | 4.1 | 42.5x37x28 | 37.5 | 1.2 | | 2 |
| 0.47 | 2000 | 474PSB202K4J | 1600 | 20 | 3.4 | 42.5x37x28 | 37.5 | 1.2 | 20.3 | 4 |
| 0.47 | 2500 | 474PSB252K4R | 1150 | 21 | 4 | 57.5x45x30 | 52.5 | 1.2 | 20.3 | 4 |
| 0.47 | 2500 | 474RSB252K4J | 1600 | 16.5 | 4.8 | 42.5x37x28 | 37.5 | 1.2 | 10.2 | 4 |
| 0.47 | 2500 | 474RSB252K4JA | 1600 | 18 | 4.8 | 41.5x44x24 | 37.5 | 1.2 | 10.2 | 4 |
| 0.47 | 2500 | 474PSB252K2R | 1150 | 14 | 4.7 | 57.5x45x30 | 52.5 | 1.2 | | 2 |
| 0.47 | 2500 | 474RSB252K2J | 1600 | 14 | 5.5 | 42.5x37x28 | 37.5 | 1.2 | | 2 |
| 0.47 | 2500 | 474RSB252K2JA | 1600 | 14 | 5.5 | 41.5x44x24 | 37.5 | 1.2 | | 2 |
| 0.47 | 3000 | 474RSB302K4R | 1150 | 18 | 5.9 | 57.5x45x30 | 52.5 | 1.2 | 10.2 | 4 |
| 0.47 | 3000 | 474PSB302K2R | 1400 | 14 | 4.6 | 57.5x50x35 | 52.5 | 1.2 | | 2 |
| 0.47 | 3000 | 474RSB302K2R | 1150 | 14 | 6.6 | 57.5x45x30 | 52.5 | 1.2 | | 2 |
| 0.47 | 3000 | 474PSB302K4R | 1400 | 23.5 | 3.9 | 57.5x50x35 | 52.5 | 1.2 | 20.3 | 4 |
| 0.56 | 1500 | 564PSB152K4J | 1220 | 19.5 | 3.5 | 41.5x40x20 | 37.5 | 1.2 | 10.2 | 4 |
| 0.56 | 1500 | 564PSB152K2J | 1220 | 14 | 4.2 | 41.5x40x20 | 37.5 | 1.2 | | 2 |
| 0.56 | 2000 | 564PSB202K2J | 1600 | 14 | 3.8 | 42.5x45x30 | 37.5 | 1.2 | | 2 |
| 0.56 | 2000 | 564PSB202K4J | 1600 | 23.5 | 3.1 | 42.5x45x30 | 37.5 | 1.2 | 20.3 | 4 |
| 0.56 | 2500 | 564PSB252K4R | 1150 | 22.5 | 3.6 | 57.5x45x30 | 52.5 | 1.2 | 20.3 | 4 |
| 0.56 | 2500 | 564PSB252K2R | 1150 | 14 | 4.3 | 57.5x45x30 | 52.5 | 1.2 | | 2 |
| 0.63 | 3000 | 634PSB302K4R | 1400 | 26.5 | 3.5 | 57.5x57.5x38 | 52.5 | 1.2 | 20.3 | 4 |
| 0.63 | 3000 | 634PSB302K6R | 1400 | 27.5 | 3.4 | 57.5x57.5x38 | 52.5 | 1.2 | 10.2 | 6 |
| 0.68 | 700 | 684PSB700K4H | 900 | 17 | 3.1 | 32x33x18 | 27.5 | 1.2 | 5.1 | 4 |

PSB_RSB

2,4,6 Radial Lead, High current/low ESR

| Capacitance (µF) | WVDC | IC PART NUMBER | dv/dt (v/µ sec.) | Maximum RMS Ripple Current (A) 100 kHz, +70°C | Typical ESR (mΩ) 100 kHz, +25°C | Dims LxHxT (mm) | S (MM) | d (MM) | P (MM) | # Leads |
|------------------|------|----------------|------------------|---|---------------------------------|-----------------|--------|--------|--------|---------|
| 0.68 | 700 | 684PSB700K2H | 900 | 14 | 3.8 | 32x33x18 | 27.5 | 1.2 | | 2 |
| 0.68 | 850 | 684PSB850K2H | 1120 | 14 | 3.3 | 32x37x22 | 27.5 | 1.2 | | 2 |
| 0.68 | 850 | 684PSB850K2J | 510 | 13 | 4.3 | 42.5x28x17 | 37.5 | 1.2 | | 2 |
| 0.68 | 850 | 684RSB850K2H | 900 | 12 | 5.6 | 32x33x18 | 27.5 | 1.2 | | 2 |
| 0.68 | 850 | 684PSB850K4H | 1120 | 20.5 | 2.6 | 32x37x22 | 27.5 | 1.2 | 10.2 | 4 |
| 0.68 | 1000 | 684PSB102K4J | 870 | 17 | 3.4 | 42.5x37x28 | 37.5 | 1.2 | 10.2 | 4 |
| 0.68 | 1000 | 684RSB102K2J | 750 | 11.5 | 5.9 | 42.5x28x17 | 37.5 | 1.2 | | 2 |
| 0.68 | 1000 | 684RSB102K2H | 1300 | 14 | 4.7 | 32x37x22 | 27.5 | 1.2 | | 2 |
| 0.68 | 1000 | 684PSB102K2J | 870 | 14 | 4.1 | 42.5x30x22 | 37.5 | 1.2 | | 2 |
| 0.68 | 1000 | 684RSB102K4H | 1300 | 17 | 4 | 32x37x22 | 27.5 | 1.2 | 10.2 | 4 |
| 0.68 | 1200 | 684PSB122K2J | 1000 | 14 | 4.1 | 42.5x37x28 | 37.5 | 1.2 | | 2 |
| 0.68 | 1200 | 684RSB122K2H | 1120 | 14 | 5 | 32x37x22 | 27.5 | 1.2 | | 2 |
| 0.68 | 1200 | 684RSB122K2J | 870 | 11.5 | 6.1 | 42x32x17 | 37.5 | 1.2 | | 2 |
| 0.68 | 1200 | 684PSB122K4J | 1000 | 17.5 | 3.4 | 42.5x37x28 | 37.5 | 1.2 | 10.2 | 4 |
| 0.68 | 1200 | 684RSB122K4H | 1120 | 16 | 4.3 | 32x37x22 | 27.5 | 1.2 | 10.2 | 4 |
| 0.68 | 1500 | 684PSB152K4J | 1220 | 20.5 | 3.2 | 42.5x37x28 | 37.5 | 1.2 | 10.2 | 4 |
| 0.68 | 1500 | 684PSB152K4J | 1220 | 20.5 | 3.2 | 41.5x44x24 | 37.5 | 1.2 | 10.2 | 4 |
| 0.68 | 1500 | 684RSB152K2J | 1000 | 13 | 5.5 | 42.5x33.5x22 | 37.5 | 1.2 | | 2 |
| 0.68 | 1500 | 684PSB152K2JA | 1220 | 14 | 3.9 | 41.5x44x24 | 37.5 | 1.2 | | 2 |
| 0.68 | 1500 | 684PSB152K2J | 1220 | 14 | 3.9 | 42.5x37x28 | 37.5 | 1.2 | | 2 |
| 0.68 | 2000 | 684PSB202K2R | 930 | 14 | 4.4 | 57.5x45x30 | 52.5 | 1.2 | | 2 |
| 0.68 | 2000 | 684RSB202K2J | 1220 | 14 | 5.4 | 42.5x37x28 | 37.5 | 1.2 | | 2 |
| 0.68 | 2000 | 684RSB202K2JA | 1220 | 14 | 5.4 | 51.5x44x24 | 37.5 | 1.2 | | 2 |
| 0.68 | 2000 | 684RSB202K4JA | 1220 | 18.5 | 4.7 | 41.5x44x24 | 37.5 | 1.2 | 10.2 | 4 |
| 0.68 | 2000 | 684RSB202K4J | 1220 | 17 | 4.7 | 42.5x37x28 | 37.5 | 1.2 | 10.2 | 4 |
| 0.68 | 2000 | 684PSB202K4R | 930 | 22 | 3.6 | 57.5x45x30 | 52.5 | 1.2 | 20.3 | 4 |
| 0.68 | 2500 | 684PSB252K4R | 1150 | 24.5 | 3.3 | 57.5x50x35 | 52.5 | 1.2 | 20.3 | 4 |
| 0.68 | 2500 | 684RSB252K4R | 930 | 18 | 5.1 | 57.5x45x30 | 52.5 | 1.2 | 20.3 | 4 |
| 0.68 | 2500 | 684PSB252K6R | 750 | 23 | 3.6 | 57.5x50x35 | 52.5 | 1.2 | 10.2 | 6 |
| 0.68 | 2500 | 684RSB252K2R | 930 | 14 | 5.8 | 57.5x45x30 | 52.5 | 1.2 | | 2 |
| 0.68 | 2500 | 684PSB252K2R | 1150 | 14 | 4 | 57.5x50x35 | 52.5 | 1.2 | | 2 |
| 0.68 | 3000 | 684RSB302K2R | 1150 | 14 | 5.9 | 57.5x50x35 | 52.5 | 1.2 | | 2 |
| 0.68 | 3000 | 684RSB302K4R | 1150 | 20.5 | 5.2 | 57.5x50x35 | 52.5 | 1.2 | 20.3 | 4 |
| 0.75 | 1500 | 754PSB152K2J | 1220 | 14 | 3.6 | 41.5x44x24 | 37.5 | 1.2 | | 2 |
| 0.75 | 1500 | 754PSB152K4J | 1220 | 23.5 | 2.9 | 41.5x44x24 | 37.5 | 1.2 | 10.2 | 4 |
| 0.82 | 850 | 824RSB850K4H | 900 | 13 | 5.1 | 32x33x18 | 27.5 | 1.2 | | 4 |
| 0.82 | 850 | 824PSB850K2J | 750 | 14 | 3.8 | 42x32x14 | 37.5 | 1.2 | | 2 |
| 0.82 | 1200 | 824RSB122K2J | 870 | 13 | 5.4 | 42.5x30x22 | 37.5 | 1.2 | | 2 |
| 0.82 | 1200 | 824PSB122K2J | 1000 | 14 | 3.8 | 41.5x40x20 | 37.5 | 1.2 | | 2 |
| 0.82 | 1200 | 824PSB122K4J | 1000 | 20.5 | 3.1 | 41.5x40x20 | 37.5 | 1.2 | 10.2 | 4 |
| 0.82 | 2000 | 824PSB202K4R | 930 | 23.5 | 3.2 | 57.5x45x30 | 52.5 | 1.2 | 20.3 | 4 |
| 0.82 | 2000 | 824PSB202K6R | 580 | 24 | 3.1 | 57.5x45x30 | 52.5 | 1.2 | 10.2 | 6 |
| 0.82 | 2000 | 824RSB202K4J | 1220 | 20 | 4.2 | 42.5x45x30 | 37.5 | 1.2 | 20.3 | 4 |
| 0.82 | 2000 | 824PSB202K2R | 930 | 14 | 3.9 | 57.5x45x30 | 52.5 | 1.2 | | 2 |
| 0.82 | 2500 | 824PSB252K2R | 1150 | 14 | 3.6 | 57.5x50x35 | 52.5 | 1.2 | | 2 |
| 0.82 | 2500 | 824PSB252K2R | 1150 | 14 | 3.6 | 57.5x50x35 | 52.5 | 1.2 | | 2 |
| 0.82 | 2500 | 824RSB252K2R | 930 | 14 | 5.3 | 57.5x45x30 | 52.5 | 1.2 | | 4 |
| 0.82 | 2500 | 824PSB252K4R | 750 | 26.5 | 3 | 57.5x50x35 | 52.5 | 1.2 | 20.3 | 4 |
| 0.82 | 2500 | 824PSB252K4R | 750 | 26.5 | 3 | 57.5x50x35 | 52.5 | 1.2 | 20.3 | 4 |
| 0.82 | 3000 | 824RSB302K4R | 1150 | 22.5 | 4.6 | 57.5x50x35 | 52.5 | 1.2 | 20.3 | 4 |
| 0.82 | 3000 | 824RSB302K2R | 930 | 14 | 5.3 | 57.5x50x35 | 52.5 | 1.2 | | 2 |
| 1 | 700 | 105PSB700K2J | 600 | 13.5 | 4 | 42.5x28x17 | 37.5 | 1.2 | | 2 |
| 1 | 700 | 105PSB700K2H | 900 | 14 | 3.2 | 32x37x22 | 27.5 | 1.2 | | 2 |
| 1 | 700 | 105PSB700K4H | 900 | 21 | 2.5 | 32x37x22 | 27.5 | 1.2 | 10.2 | 4 |
| 1 | 850 | 105PSB850K4J | 750 | 18.5 | 2.6 | 42.5x37x28 | 37.5 | 1.2 | 10.2 | 4 |
| 1 | 850 | 105PSB850K2J | 750 | 14 | 3.3 | 42.5x30x22 | 37.5 | 1.2 | | 2 |
| 1 | 850 | 105RSB850K4H | 900 | 17 | 3.9 | 32x37x22 | 27.5 | 1.2 | 10.2 | 4 |
| 1 | 850 | 105RSB850K2H | 900 | 14 | 4.6 | 32x37x22 | 27.5 | 1.2 | | 2 |

PSB_RSB

2,4,6 Radial Lead, High current/low ESR

| Capacitance (µF) | WVDC | IC PART NUMBER | dv/dt (v/µ sec.) | Maximum RMS Ripple Current (A) 100 kHz, +70°C | Typical ESR (mΩ) 100 kHz, +25°C | Dims LxHxT (mm) | S (MM) | d (MM) | P (MM) | # Leads |
|------------------|------|----------------|------------------|---|---------------------------------|-----------------|--------|--------|--------|---------|
| 1 | 1000 | 105RSB102K2J | 750 | 14 | 4.7 | 42.5x30x22 | 37.5 | 1.2 | | 2 |
| 1 | 1000 | 105RSB102K4J | 750 | 15.5 | 4 | 42.5x30x22 | 37.5 | 1.2 | 10.2 | 4 |
| 1 | 1000 | 105PSB102K2J | 870 | 14 | 3.6 | 42.5x37x28 | 37.5 | 1.2 | | 2 |
| 1 | 1000 | 105PSB102K2JA | 870 | 14 | 3 | 41.5x44x24 | 37.5 | 1.2 | | 2 |
| 1 | 1000 | 105PSB102K4JA | 870 | 22 | 2.9 | 41.5x40x20 | 37.5 | 1.2 | 10.2 | 2 |
| 1 | 1000 | 105PSB102K4J | 870 | 22 | 2.9 | 42.5x37x28 | 37.5 | 1.2 | 10.2 | 4 |
| 1 | 1200 | 105PSB122K4J | 1000 | 22 | 2.8 | 42.5x37x28 | 37.5 | 1.2 | 20.3 | 4 |
| 1 | 1200 | 105PSB122K2J | 1000 | 14 | 3.5 | 42.5x37x28 | 37.5 | 1.2 | | 2 |
| 1 | 1200 | 105PSB122K4JA | 1000 | 23.5 | 2.8 | 41.5x44x24 | 37.5 | 1.2 | 10.2 | 2 |
| 1 | 1200 | 105RSB122K2J | 870 | 14 | 4.8 | 41.5x40x20 | 37.5 | 1.2 | | 2 |
| 1 | 1200 | 105PSB122K2JA | 1000 | 14 | 3.5 | 41.5x44x24 | 37.5 | 1.2 | | 2 |
| 1 | 1200 | 105RSB122K4J | 870 | 17.5 | 4.1 | 41.5x40x20 | 37.5 | 1.2 | 10.2 | 4 |
| 1 | 1500 | 105RSB152K4J | 1000 | 18 | 4.1 | 42.5x37x28 | 37.5 | 1.2 | 20.3 | 4 |
| 1 | 1500 | 105RSB152K4JA | 1000 | 19.5 | 4.1 | 41.5x44x24 | 37.5 | 1.2 | 10.2 | 4 |
| 1 | 1500 | 105RSB152K2JA | 1000 | 14 | 4.8 | 41.5x44x24 | 37.5 | 1.2 | | 2 |
| 1 | 1500 | 105RSB152K2J | 1000 | 14 | 4.8 | 42.5x37x28 | 37.5 | 1.2 | | 2 |
| 1 | 1500 | 105PSB152K2J | 1220 | 14 | 3.3 | 42.5x45x30 | 37.5 | 1.2 | | 2 |
| 1 | 1500 | 105PSB152K4J | 1220 | 26 | 2.6 | 42.5x45x30 | 37.5 | 1.2 | 20.3 | 4 |
| 1 | 2000 | 105PSB202K4R | 930 | 27 | 2.9 | 57.5x50x35 | 52.5 | 1.2 | 20.3 | 4 |
| 1 | 2000 | 105PSB202K6R | 580 | 27 | 2.9 | 57.5x50x35 | 52.5 | 1.2 | 10.2 | 6 |
| 1 | 2000 | 105PSB202K2R | 930 | 14 | 3.6 | 57.5x50x35 | 52.5 | 1.2 | | 2 |
| 1 | 2000 | 105RSB202K2J | 1220 | 14 | 4.5 | 42.5x45x30 | 37.5 | 1.2 | | 2 |
| 1 | 2000 | 105RSB202K4J | 1220 | 21.5 | 3.8 | 42.5x45x30 | 37.5 | 1.2 | 20.3 | 4 |
| 1 | 2500 | 105PSB252K6R | 1150 | 30.5 | 2.7 | 57.5x57.5x38 | 52.5 | 1.2 | 10.2 | lugs |
| 1 | 2500 | 105RSB252K2R | 930 | 14 | 4.9 | 57.5x50x35 | 52.5 | 1.2 | | 2 |
| 1 | 2500 | 105PSB252K4R | 1150 | 27 | 2.8 | 57.5x57.5x38 | 52.5 | 1.2 | 20.3 | 4 |
| 1 | 3000 | 105RSB302K4R | 930 | 25 | 4 | 57.5x57.5x38 | 52.5 | 1.2 | 20.3 | 4 |
| 1 | 3000 | 105RSB302K6R | 1150 | 26.5 | 3.9 | 57.5x57.5x38 | 52.5 | 1.2 | 10.2 | 6 |
| 1.2 | 850 | 125PSB850K2J | 900 | 14 | 3.1 | 42.5x33.5x22 | 37.5 | 1.2 | | 2 |
| 1.2 | 850 | 125RSB850K2J | 600 | 11.5 | 6.1 | 42x32x17 | 37.5 | 1.2 | | 2 |
| 1.2 | 850 | 125PSB850K4J | 900 | 20 | 2.4 | 42.5x33.5x22 | 37.5 | 1.2 | 10.2 | 4 |
| 1.2 | 1200 | 125PSB122K2J | 1000 | 14 | 3.2 | 42.5x45x30 | 37.5 | 1.2 | | 2 |
| 1.2 | 1200 | 125RSB122K4J | 870 | 19 | 3.7 | 42.5x37x28 | 37.5 | 1.2 | 10.2 | 4 |
| 1.2 | 1200 | 125RSB122K2J | 870 | 14 | 4.4 | 42.5x37x28 | 37.5 | 1.2 | | 2 |
| 1.2 | 1200 | 125PSB122K4J | 1000 | 25 | 2.5 | 42.5x45x30 | 37.5 | 1.2 | 20.3 | 4 |
| 1.2 | 1500 | 125PSB152K4R | 725 | 25 | 2.9 | 57.5x45x30 | 52.5 | 1.2 | 20.3 | 4 |
| 1.2 | 1500 | 125PSB152K2R | 725 | 14 | 3.6 | 57.5x45x30 | 52.5 | 1.2 | | 2 |
| 1.2 | 2000 | 125PSB202K2R | 930 | 14 | 3.3 | 57.5x50x35 | 52.5 | 1.2 | | 2 |
| 1.2 | 2000 | 125RSB202K2R | 870 | 14 | 4.8 | 57.5x45x30 | 52.5 | 1.2 | | 2 |
| 1.2 | 2000 | 125RSB202K4R | 870 | 21.5 | 4.1 | 57.5x45x30 | 52.5 | 1.2 | 20.3 | 4 |
| 1.2 | 2000 | 125PSB202K4R | 930 | 27 | 2.6 | 57.5x50x35 | 52.5 | 1.2 | 20.3 | 4 |
| 1.2 | 2000 | 125PSB202K6R | 930 | 29.5 | 2.5 | 57.5x50x35 | 52.5 | 1.2 | 10.2 | 6 |
| 1.2 | 2500 | 125RSB252K4R | 930 | 25 | 3.7 | 57.5x50x35 | 52.5 | 1.2 | 20.3 | 4 |
| 1.2 | 2500 | 125RSB252K2R | 930 | 14 | 4.4 | 57.5x50x35 | 52.5 | 1.2 | | 2 |
| 1.5 | 700 | 155PSB700K2J | 600 | 14 | 3.6 | 42.5x30x22 | 37.5 | 1.2 | | 2 |
| 1.5 | 850 | 155PSB850K2JA | 750 | 14 | 2.9 | 41.5x44x24 | 37.5 | 1.2 | | 2 |
| 1.5 | 850 | 155RSB850K2J | 600 | 12.5 | 5.5 | 42.5x30x22 | 37.5 | 1.2 | | 2 |
| 1.5 | 850 | 155PSB850K4JA | 750 | 26 | 2.3 | 41.5x44x24 | 37.5 | 1.2 | 10.2 | 4 |
| 1.5 | 850 | 155PSB850K2J | 750 | 14 | 2.9 | 42.5x37x28 | 37.5 | 1.2 | | 2 |
| 1.5 | 850 | 155PSB850K4J | 750 | 24 | 2.3 | 42.5x37x28 | 37.5 | 1.2 | 20.3 | 4 |
| 1.5 | 1000 | 155PSB102K4J | 870 | 26 | 2.3 | 42.5x45x30 | 37.5 | 1.2 | 20.3 | 4 |
| 1.5 | 1000 | 155PSB102K2J | 870 | 14 | 3 | 42.5x45x30 | 37.5 | 1.2 | | 2 |
| 1.5 | 1000 | 155RSB102K4J | 750 | 19.5 | 3.3 | 42.5x37x28 | 37.5 | 1.2 | 10.2 | 4 |
| 1.5 | 1000 | 155RSB102K2J | 750 | 14 | 4 | 42.5x37x28 | 37.5 | 1.2 | | 2 |
| 1.5 | 1200 | 155RSB122K2J | 870 | 14 | 4 | 41.5x44x24 | 37.5 | 1.2 | | 2 |
| 1.5 | 1200 | 155RSB122K4J | 870 | 21.5 | 3.3 | 41.5x44x24 | 24 | 1.2 | 10.2 | 4 |
| 1.5 | 1200 | 155PSB122K2J | 100 | 14 | 2.9 | 42.5x45x30 | 37.5 | 1.2 | | 2 |
| 1.5 | 1200 | 155PSB122K4J | 1000 | 27 | 2.2 | 42.5x45x30 | 37.5 | 1.2 | 20.3 | 4 |

PSB_RSB

2,4,6 Radial Lead, High current/low ESR

| Capacitance (µF) | WVDC | IC PART NUMBER | dv/dt (v/µ sec.) | Maximum RMS Ripple Current (A) 100 kHz, +70°C | Typical ESR (mΩ) 100 kHz, +25°C | Dims LxHxT (mm) | S (MM) | d (MM) | P (MM) | # Leads |
|------------------|------|----------------|------------------|---|---------------------------------|-----------------|--------|--------|--------|---------|
| 1.5 | 1500 | 155PSB152K4R | 725 | 27 | 2.6 | 57.5x50x35 | 52.5 | 1.2 | 20.3 | 4 |
| 1.5 | 1500 | 155RSB152K4J | 1000 | 23 | 3.3 | 42.5x45x30 | 37.5 | 1.2 | 20.3 | 4 |
| 1.5 | 1500 | 155RSB152K2J | 1000 | 14 | 4 | 42.5x45x30 | 37.5 | 1.2 | | 2 |
| 1.5 | 1500 | 155PSB152K2R | 725 | 14 | 3.3 | 57.5x50x35 | 52.5 | 1.2 | | 2 |
| 1.5 | 2000 | 155RSB202K2R | 725 | 14 | 4.4 | 57.5x50x35 | 52.5 | 1.2 | | 2 |
| 1.5 | 2000 | 155RSB202K4R | 725 | 24.5 | 3.7 | 57.5x50x35 | 52.5 | 1.2 | 20.3 | 4 |
| 1.5 | 2000 | 155PSB202K4R | 930 | 27 | 2.3 | 57.3x57.5x38 | 52.5 | 1.2 | 20.3 | 4 |
| 1.5 | 2000 | 155PSB202K6R | 930 | 33 | 2.2 | 57.5x57.5x38 | 52.5 | 1.2 | 10.2 | 6 |
| 1.5 | 2500 | 155RSB252K6R | 930 | 29 | 3.2 | 57.5x57.5x38 | 52.5 | 1.2 | 10.2 | 6 |
| 1.5 | 2500 | 155RSB252K4R | 930 | 27 | 3.3 | 57.5x57.5x38 | 52.5 | 1.2 | 20.3 | 4 |
| 1.7 | 2000 | 175PSB202K6R | 930 | 34.5 | 2.1 | 57.5x57.5x38 | 52.5 | 1.2 | 10.2 | 6 |
| 1.8 | 700 | 185RSB700K4H | 720 | 19.5 | 2.8 | 32x37x22 | 27.5 | 1.2 | 10.5 | 4 |
| 1.8 | 700 | 185RSB700K4H | 720 | 19.5 | 2.8 | 32x37x22 | 27.5 | 1.2 | 10.2 | 4 |
| 1.8 | 1000 | 185RSB102K4J | 750 | 22.5 | 3.2 | 41.5x44x24 | 37.5 | 1.2 | 10.2 | 4 |
| 1.8 | 1000 | 185RSB102K2J | 750 | 14 | 3.9 | 41.5x44x24 | 37.5 | 1.2 | | 2 |
| 1.8 | 1500 | 185PSB152K2R | 725 | 14 | 3.1 | 57.5x50x35 | 52.5 | 1.2 | | 2 |
| 1.8 | 1500 | 185PSB152K6R | 725 | 30.5 | 2.3 | 57.5x50x35 | 52.5 | 1.2 | 10.2 | 6 |
| 1.8 | 1500 | 185PSB152K4R | 725 | 27 | 2.4 | 57.5x50x35 | 52.5 | 1.2 | 20.3 | 4 |
| 2 | 700 | 205PSB700K4J | 600 | 22.5 | 2.5 | 42.5x37x28 | 37.5 | 1.2 | 10.2 | 4 |
| 2 | 700 | 205PSB700K2JA | 600 | 14 | 3.2 | 41.5x40x20 | 37.5 | 1.2 | | 2 |
| 2 | 700 | 205RSB700K2J | 455 | 13 | 4.9 | 42x32x17 | 37.5 | 1.2 | | 2 |
| 2 | 700 | 205PSB700K4JA | 600 | 22.5 | 2.5 | 41.5x40x20 | 37.5 | 1.2 | 10.2 | 4 |
| 2 | 700 | 205PSB700K2J | 600 | 14 | 3.2 | 42.5x37x28 | 37.5 | 1.2 | | 2 |
| 2 | 850 | 205PSB850K2J | 750 | 14 | 2.7 | 42.5x45x30 | 37.5 | 1.2 | | 2 |
| 2 | 850 | 205RSB850K4JA | 600 | 17 | 4.2 | 41.5x40x20 | 37.5 | 1.2 | 10.2 | 4 |
| 2 | 850 | 205RSB850K4J | 600 | 17 | 4.2 | 42.5x37x28 | 37.5 | 1.2 | 10.2 | 4 |
| 2 | 850 | 205RSB850K2J | 600 | 14 | 4.9 | 42.5x37x28 | 37.5 | 1.2 | | 2 |
| 2 | 850 | 205RSB850K2JA | 600 | 14 | 4.9 | 41.5x40x20 | 37.5 | 1.2 | | 2 |
| 2 | 850 | 205PSB850K4J | 750 | 27 | 2.1 | 42.5x45x30 | 37.5 | 1.2 | 20.3 | 4 |
| 2 | 850 | 205PSB850K6J | 750 | 29 | 2 | 42.5x45x30 | 37.5 | 1.2 | 10.2 | 6 |
| 2 | 1000 | 205PSB102K4R | 500 | 26 | 2.7 | 57.5x45x30 | 52.5 | 1.2 | 20.3 | 4 |
| 2 | 1000 | 205RSB102K2J | 750 | 14 | 3.9 | 42.5x45x30 | 37.5 | 1.2 | | 2 |
| 2 | 1000 | 205RSB102K4J | 750 | 23 | 3.2 | 42.5x45x30 | 37.5 | 1.2 | 20.3 | 4 |
| 2 | 1000 | 205PSB102K2R | 500 | 14 | 3.4 | 57.5x45x30 | 52.5 | 1.2 | | 2 |
| 2 | 1200 | 205PSB122K2R | 575 | 14 | 3.2 | 57.5x45x30 | 52.5 | 1.2 | | 2 |
| 2 | 1200 | 205PSB122K4R | 575 | 26.5 | 2.5 | 57.5x45x30 | 52.5 | 1.2 | 20.3 | 4 |
| 2 | 1200 | 205PSB122K6R | 575 | 29 | 2.4 | 57.5x45x30 | 52.5 | 1.2 | 10.2 | 6 |
| 2 | 1500 | 205RSB152K4R | 575 | 22.5 | 3.6 | 57.5x45x30 | 52.5 | 1.2 | 20.3 | 4 |
| 2 | 1500 | 205RSB152K2R | 575 | 14 | 4.3 | 57.5x45x30 | 52.5 | 1.2 | | 2 |
| 2.2 | 700 | 225RSB700K2J | 455 | 13.5 | 4.6 | 42.5x30x22 | 37.5 | 1.2 | | 2 |
| 2.2 | 700 | 225PSB700K2J | 600 | 14 | 3.1 | 42.5x37x28 | 37.5 | 1.2 | | 2 |
| 2.2 | 700 | 225PSB700K4J | 600 | 23 | 2.4 | 42.5x37x28 | 37.5 | 1.2 | 20.3 | 4 |
| 2.2 | 850 | 225PSB850K4J | 750 | 27 | 2.1 | 42.5x45x30 | 37.5 | 1.2 | 20.3 | 4 |
| 2.2 | 850 | 225PSB850K6J | 750 | 30 | 2 | 42.5x45x30 | 37.5 | 1.2 | 10.2 | 6 |
| 2.2 | 850 | 225PSB850K2J | 750 | 14 | 2.7 | 42.5x45x30 | 37.5 | 1.2 | | 2 |
| 2.2 | 850 | 225RSB850K4J | 600 | 17.5 | 4.1 | 42.5x37x28 | 37.5 | 1.2 | 20.3 | 4 |
| 2.2 | 850 | 225RSB850K2J | 600 | 14 | 4.8 | 42.5x37x28 | 37.5 | 1.2 | | 2 |
| 2.2 | 1000 | 225RSB102K2J | 750 | 14 | 3.8 | 42.5x45x30 | 37.5 | 1.2 | | 2 |
| 2.2 | 1000 | 225RSB102K4J | 750 | 24 | 3.1 | 42.5x45x30 | 37.5 | 1.2 | 20.3 | 4 |
| 2.2 | 1000 | 225PSB102K2R | 500 | 14 | 3.3 | 57.5x45x30 | 52.5 | 1.2 | | 2 |
| 2.2 | 1000 | 225PSB102K4R | 500 | 26 | 2.6 | 57.5x45x30 | 52.5 | 1.2 | 20.3 | 4 |
| 2.2 | 1200 | 225PSB122K4R | 575 | 27 | 2.4 | 57.5x50x35 | 52.5 | 1.2 | 20.3 | 4 |
| 2.2 | 1200 | 225PSB122K6R | 575 | 31 | 2.3 | 57.5x50x35 | 52.5 | 1.2 | 10.2 | 6 |
| 2.2 | 1200 | 225PSB122K2R | 575 | 14 | 3 | 57.5x50x35 | 52.5 | 1.2 | | 2 |
| 2.2 | 1200 | 225RSB122K4R | 500 | 22 | 3.7 | 57.5x45x30 | 52.5 | 1.2 | 10.2 | 4 |
| 2.2 | 1200 | 225RSB122K2R | 500 | 14 | 4.4 | 57.5x45x30 | 52.5 | 1.2 | | 2 |
| 2.2 | 1500 | 225RSB152K2R | 575 | 14 | 4.2 | 57.5x50x35 | 52.5 | 1.2 | | 2 |
| 2.2 | 1500 | 225PSB152K4R | 725 | 27 | 3 | 57.5x57.5x38 | 52.5 | 1.2 | 20.3 | 4 |

PSB_RSB

2,4,6 Radial Lead, High current/low ESR

| Capacitance (µF) | WVDC | IC PART NUMBER | dv/dt (v/µ sec.) | Maximum RMS Ripple Current (A) 100 kHz, +70°C | Typical ESR (mΩ) 100 kHz, +25°C | Dims LxHxT (mm) | S (MM) | d (MM) | P (MM) | # Leads |
|------------------|------|----------------|------------------|---|---------------------------------|-----------------|--------|--------|--------|---------|
| 2.2 | 1500 | 225RSB152K4R | 575 | 24.5 | 3.5 | 57.5x50x35 | 52.5 | 1.2 | 20.3 | 4 |
| 2.2 | 2000 | 225RSB202K6R | 725 | 29.5 | 3 | 57.5x57.5x38 | 52.5 | 1.2 | 10.2 | 6 |
| 2.2 | 2000 | 225RSB202K4R | 725 | 27 | 3.1 | 57.5x57.5x38 | 52.5 | 1.2 | 20.3 | 4 |
| 2.5 | 700 | 255PSB700K4J | 600 | 24.5 | 2.2 | 42.5x37x28 | 37.5 | 1.2 | 20.3 | 4 |
| 2.5 | 700 | 255PSB700K4JA | 600 | 27 | 2.2 | 41.5x44x24 | 37.5 | 1.2 | 10.2 | 4 |
| 2.5 | 700 | 255RSB700K2J | 455 | 14 | 4.5 | 42.5x33.5x22 | 37.5 | 1.2 | | 2 |
| 2.5 | 700 | 255PSB700K2J | 600 | 14 | 2.7 | 42.5x37x28 | 37.5 | 1.2 | | 2 |
| 2.5 | 700 | 255PSB700K2JA | 600 | 14 | 2.7 | 41.5x44x24 | 37.5 | 1.2 | | 2 |
| 2.5 | 850 | 255RSB850K2J | 600 | 14 | 4.4 | 41.5x44x24 | 37.5 | 1.2 | | 2 |
| 2.5 | 850 | 255RSB850K4J | 600 | 21 | 3.7 | 41.5x44x24 | 37.5 | 1.2 | 10.2 | 4 |
| 2.5 | 850 | 255PSB850K2R | 450 | 14 | 2.9 | 57.5x45x30 | 52.5 | 1.2 | | 2 |
| 2.5 | 850 | 255PSB850K4R | 450 | 27 | 2.2 | 57.5x45x30 | 52.5 | 1.2 | 20.3 | 4 |
| 2.5 | 1200 | 255PSB122K4R | 575 | 27 | 2.2 | 57.5x50x35 | 52.5 | 1.2 | 20.3 | 4 |
| 2.5 | 1200 | 255PSB122K6R | 575 | 32 | 2.1 | 57.5x50x35 | 52.5 | 1.2 | 10.2 | 6 |
| 2.5 | 1200 | 255PSB122K2R | 575 | 14 | 2.8 | 57.5x50x35 | 52.5 | 1.2 | | 2 |
| 2.5 | 1200 | 255RSB122K4R | 500 | 23 | 3.5 | 57.5x45x30 | 52.5 | 1.2 | 20.3 | 4 |
| 2.5 | 1200 | 255RSB122K2R | 500 | 14 | 4.2 | 57.5x45x30 | 52.5 | 1.2 | | 2 |
| 2.5 | 1500 | 255RSB152K2R | 575 | 14 | 4 | 57.5x50x35 | 52.5 | 1.2 | | 2 |
| 2.5 | 1500 | 255RSB152K4R | 575 | 26 | 3.3 | 57.5x50x35 | 52.5 | 1.2 | 20.3 | 4 |
| 2.5 | 1500 | 255PSB152K4R | 725 | 27 | 2.2 | 57.5x57.5x38 | 52.5 | 1.2 | 20.3 | 4 |
| 2.5 | 1500 | 255PSB152K6R | 725 | 35 | 2.1 | 57.5x57.5x38 | 52.5 | 1.2 | 10.2 | 6 |
| 3 | 700 | 305PSB700K4J | 600 | 27 | 2 | 42.5x45x30 | 37.5 | 1.2 | 20.3 | 4 |
| 3 | 700 | 305PSB700K2J | 600 | 14 | 2.7 | 42.5x45x30 | 37.5 | 1.2 | | 2 |
| 3 | 850 | 305PSB850K2R | 450 | 14 | 3 | 57.5x45x30 | 52.5 | 1.2 | | 2 |
| 3 | 850 | 305RSB850K4J | 600 | 22 | 3.3 | 42.5x45x30 | 37.5 | 1.2 | 20.3 | 4 |
| 3 | 850 | 305RSB850K2J | 600 | 14 | 4 | 42.5x45x30 | 37.5 | 1.2 | | 2 |
| 3 | 850 | 305PSB850K6R | 450 | 29 | 2.2 | 57.5x45x30 | 52.5 | 1.2 | 10.2 | 6 |
| 3 | 850 | 305PSB850K4R | 450 | 27 | 2.3 | 57.5x45x30 | 52.5 | 1.2 | 20.3 | 4 |
| 3 | 1000 | 305PSB102K4R | 500 | 27 | 2.2 | 57.5x50x35 | 52.5 | 1.2 | 20.3 | 4 |
| 3 | 1000 | 305PSB102K6R | 500 | 31.5 | 2.1 | 57.5x50x35 | 52.5 | 1.2 | 10.2 | 6 |
| 3 | 1000 | 305RSB102K2R | 450 | 14 | 3.9 | 57.5x45x30 | 37.5 | 1.2 | | 2 |
| 3 | 1000 | 305RSB102K4R | 450 | 23.5 | 3.2 | 57.5x45x30 | 37.5 | 1.2 | 20.3 | 4 |
| 3 | 1000 | 305PSB102K2R | 500 | 14 | 2.9 | 57.5x50x35 | 52.5 | 1.2 | | 2 |
| 3.3 | 250 | 335RSB102K4R | 1485 | 24 | 3.1 | 57.5x45x30 | 52.5 | 1.2 | 20.3 | 2 |
| 3.3 | 250 | 335RSB102K2R | 450 | 14 | 3.8 | 57.5x45x30 | 52.5 | 1.2 | | 2 |
| 3.3 | 700 | 335RSB700K2J | 455 | 14 | 4 | 42.5x37x28 | 37.5 | 1.2 | | 2 |
| 3.3 | 700 | 335PSB700K2J | 600 | 14 | 2.7 | 42.5x45x30 | 37.5 | 1.2 | | 2 |
| 3.3 | 700 | 335PSB700K6J | 600 | 29.5 | 1.9 | 42.5x45x30 | 37.5 | 1.2 | 10.2 | 6 |
| 3.3 | 700 | 335PSB700K4J | 600 | 27 | 2 | 42.5x45x30 | 37.5 | 1.2 | 20.3 | 4 |
| 3.3 | 700 | 335RSB700K4J | 455 | 19.5 | 3.3 | 42.5x37x28 | 37.5 | 1.2 | 10.2 | 4 |
| 3.3 | 850 | 335PSB850K4R | 450 | 27 | 2 | 57.5x45x30 | 52.5 | 1.2 | 20.3 | 4 |
| 3.3 | 850 | 335PSB850K6R | 450 | 30 | 2.1 | 57.5x45x30 | 52.5 | 1.2 | 10.2 | 6 |
| 3.3 | 850 | 335PSB850K2R | 450 | 14 | 2.6 | 57.5x45x30 | 52.5 | 1.2 | | 2 |
| 3.3 | 850 | 335RSB850K4J | 600 | 23 | 3.2 | 42.5x45x30 | 37.5 | 1.2 | 20.3 | 4 |
| 3.3 | 850 | 335RSB850K2J | 600 | 14 | 3.9 | 42.5x45x30 | 37.5 | 1.2 | | 2 |
| 3.3 | 1000 | 355RSB102K4R | 450 | 24 | 3.1 | 57.5x45x30 | 52.5 | 1.2 | 20.3 | 4 |
| 3.3 | 1000 | 335PSB102K2R | 500 | 14 | 2.8 | 57.5x50x35 | 52.5 | 1.2 | | 2 |
| 3.3 | 1000 | 335PSB102K6R | 500 | 32.5 | 2 | 57.5x50x35 | 52.5 | 1.2 | 10.2 | 6 |
| 3.3 | 1000 | 335PSB102K4R | 500 | 27 | 2.1 | 57.5x50x35 | 52.5 | 1.2 | 20.3 | 4 |
| 3.3 | 1200 | 335PSB122K6R | 575 | 36 | 1.9 | 57.5x57.5x38 | 52.5 | 1.2 | 10.2 | 6 |
| 3.3 | 1200 | 335RSB122K4R | 500 | 27 | 3 | 57.5x50x35 | 52.5 | 1.2 | 20.3 | 4 |
| 3.3 | 1200 | 335PSB122K4R | 575 | 27 | 2 | 57.5x57.5x38 | 52.5 | 1.2 | 20.3 | 4 |
| 3.3 | 1200 | 335RSB122K2R | 500 | 14 | 3.7 | 57.5x50x35 | 52.5 | 1.2 | | 2 |
| 3.3 | 1500 | 335RSB152K6R | 575 | 31 | 2.7 | 57.5x57.5x38 | 52.5 | 1.2 | 10.2 | 6 |
| 3.3 | 1500 | 335RSB152K4R | 575 | 27 | 2.8 | 57.5x57.5x38 | 52.5 | 1.2 | 20.3 | 4 |
| 3.6 | 1200 | 365PSB122K6R | 575 | 37.5 | 1.8 | 57.5x57.5x38 | 52.5 | 1.2 | 10.2 | 6 |
| 3.6 | 1200 | 365PSB122K4R | 575 | 27 | 1.9 | 57.5x57.5x38 | 52.5 | 1.2 | 20.3 | 4 |
| 4 | 700 | 405PSB700K2R | 360 | 14 | 3.1 | 57.5x45x30 | 52.5 | 1.2 | | 2 |

PSB_RSB

2,4,6 Radial Lead, High current/low ESR

| Capacitance (µF) | WVDC | IC PART NUMBER | dv/dt (v/µ sec.) | Maximum RMS Ripple Current (A) 100 kHz, +70°C | Typical ESR (mΩ) 100 kHz, +25°C | Dims LxHxT (mm) | S (MM) | d (MM) | P (MM) | # Leads |
|------------------|------|----------------|------------------|---|---------------------------------|-----------------|--------|--------|--------|---------|
| 4 | 700 | 405PSB700K6R | 200 | 27 | 2.4 | 57.5x45x30 | 52.5 | 1.2 | 10.2 | 6 |
| 4 | 700 | 405PSB700K4R | 360 | 27 | 2.4 | 57.5x45x30 | 52.5 | 1.2 | 20.3 | 4 |
| 4 | 850 | 405RSB850K4R | 360 | 22 | 3.7 | 57.5x45x30 | 52.5 | 1.2 | 20.3 | 4 |
| 4 | 850 | 405PSB850K4R | 450 | 27 | 2 | 57.5x50x35 | 52.5 | 1.2 | 20.3 | 4 |
| 4 | 850 | 405PSB850K6R | 450 | 32.5 | 1.9 | 57.5x50x35 | 52.5 | 1.2 | 10.2 | 6 |
| 4 | 850 | 405RSB850K2R | 360 | 14 | 4.3 | 57.5x45x30 | 52.5 | 1.2 | | 2 |
| 4 | 850 | 405PSB850K2R | 450 | 14 | 2.6 | 57.5x50x35 | 52.5 | 1.2 | | 2 |
| 4 | 1000 | 405PSB102K4R | 500 | 27 | 2 | 57.5x57.5x38 | 52.5 | 1.2 | 20.3 | 4 |
| 4 | 1000 | 405RSB102K4R | 450 | 27 | 2.8 | 57.5x50x35 | 52.5 | 1.2 | 20.3 | 4 |
| 4 | 1000 | 405RSB102K2R | 450 | 14 | 3.5 | 57.5x50x35 | 52.5 | 1.2 | | 2 |
| 4 | 1000 | 405PSB102K6R | 500 | 34 | 1.9 | 57.5x57.5x38 | 52.5 | 1.2 | 10.2 | 6 |
| 4 | 1200 | 405RSB122K6R | 500 | 29 | 2.5 | 57.5x57.5x38 | 52.5 | 1.2 | 10.2 | 6 |
| 4 | 1200 | 405RSB122K4R | 500 | 27 | 2.6 | 57.5x57.5x38 | 52.5 | 1.2 | 20.3 | 4 |
| 4.7 | 700 | 475PSB700K2R | 360 | 14 | 2.9 | 57.5x50x35 | 52.5 | 1.2 | | 2 |
| 4.7 | 700 | 475RSB700K2J | 455 | 14 | 3.4 | 42.5x45x30 | 37.5 | 1.2 | | 2 |
| 4.7 | 700 | 475PSB102K6R | 500 | 37.5 | 1.7 | 57.5x57.5x38 | 52.5 | 1.2 | 10.2 | 6 |
| 4.7 | 700 | 475PSB700K4R | 360 | 27 | 2.2 | 57.5x50x35 | 52.5 | 1.2 | 20.3 | 4 |
| 4.7 | 700 | 475RSB700K4J | 455 | 24.5 | 2.7 | 42.5x45x30 | 37.5 | 1.2 | 20.3 | 4 |
| 4.7 | 700 | 475PSB700K6R | 360 | 30 | 2.1 | 57.5x50x35 | 52.5 | 1.2 | 10.2 | 6 |
| 4.7 | 850 | 475PSB850K4R | 450 | 27 | 1.9 | 57.5x50x35 | 52.5 | 1.2 | 20.3 | 4 |
| 4.7 | 850 | 475PSB850K6R | 450 | 34.5 | 1.8 | 57.5x50x35 | 52.5 | 1.2 | 10.2 | 6 |
| 4.7 | 850 | 475PSB850K2R | 450 | 14 | 2.5 | 57.5x50x35 | 52.5 | 1.2 | | 2 |
| 4.7 | 1000 | 475RSB102K2R | 450 | 14 | 3.3 | 57.5x50x35 | 52.5 | 1.2 | | 2 |
| 4.7 | 1000 | 475RSB102K4R | 450 | 27 | 2.7 | 57.5x50x35 | 52.5 | 1.2 | 20.3 | 4 |
| 4.7 | 1000 | 475PSB102K4R | 500 | 27 | 1.8 | 57.5x57.5x38 | 52.5 | 1.2 | 20.3 | 4 |
| 4.7 | 1200 | 475RSB122K4R | 500 | 27 | 2.4 | 57.5x57.5x38 | 52.5 | 1.2 | 20.3 | 4 |
| 4.7 | 1200 | 475RSB122K6R | 500 | 33 | 2.3 | 57.5x57.5x38 | 52.5 | 1.2 | 10.2 | 6 |
| 5 | 700 | 505RSB700K4J | 455 | 24.5 | 2.7 | 42.5x45x30 | 37.5 | 1.2 | 20.3 | 4 |
| 5 | 700 | 505PSB700K4R | 360 | 27 | 2.2 | 57.5x50x35 | 52.5 | 1.2 | 20.3 | 4 |
| 5 | 700 | 505PSB700K6R | 360 | 30.5 | 2.1 | 57.5x50x35 | 52.5 | 1.2 | 10.2 | 6 |
| 5 | 700 | 505PSB700K2R | 360 | 14 | 2.9 | 57.5x50x35 | 52.5 | 1.2 | | 2 |
| 5 | 700 | 505RSB700K2J | 455 | 14 | 3.4 | 42.5x45x30 | 37.5 | 1.2 | | 2 |
| 5.6 | 700 | 565PSB700K2R | 360 | 14 | 2.6 | 57.5x50x35 | 52.5 | 1.2 | | 2 |
| 5.6 | 700 | 565PSB700K6R | 360 | 32 | 1.8 | 57.5x50x35 | 52.5 | 1.2 | 10.2 | 6 |
| 5.6 | 700 | 565PSB700K4R | 360 | 27 | 1.9 | 57.5x50x35 | 52.5 | 1.2 | 20.3 | 4 |
| 5.6 | 850 | 565PSB850K4R | 450 | 27 | 1.7 | 57.5x57.5x38 | 52.5 | 1.2 | 20.3 | 4 |
| 5.6 | 850 | 565RSB850K4R | 360 | 26.5 | 3 | 57.5x50x35 | 52.5 | 1.2 | 20.3 | 4 |
| 5.6 | 850 | 565PSB850K6R | 450 | 37 | 1.6 | 57.5x57.5x38 | 52.5 | 1.2 | 10.2 | 6 |
| 5.6 | 850 | 565RSB850K2R | 360 | 14 | 3.6 | 57.5x50x35 | 52.5 | 1.2 | | 2 |
| 5.6 | 1000 | 565RSB102K6R | 450 | 31 | 2.4 | 57.5x57.5x38 | 52.5 | 1.2 | 10.2 | 6 |
| 5.6 | 1000 | 565RSB102K4R | 450 | 27 | 2.5 | 57.5x57.5x38 | 52.5 | 1.2 | 20.3 | 4 |
| 6 | 850 | 605PSB850K4R | 450 | 27 | 1.7 | 57.5x57.5x38 | 52.5 | 1.2 | 20.3 | 4 |
| 6 | 850 | 605PSB850K6R | 450 | 38 | 1.6 | 57.5x57.5x38 | 52.5 | 1.2 | 10.2 | 6 |
| 6 | 1000 | 605RSB102K4R | 450 | 27 | 2.4 | 57.5x57.5x38 | 52.5 | 1.2 | 20.3 | 4 |
| 6 | 1000 | 605RSB102K6R | 450 | 33 | 2.3 | 57.5x57.5x38 | 52.5 | 1.2 | 10.2 | 6 |
| 6.3 | 700 | 635PSB700K6R | 360 | 33.5 | 1.8 | 57.5x50x35 | 52.5 | 1.2 | 10.2 | 6 |
| 6.3 | 700 | 635PSB700K4R | 360 | 27 | 1.9 | 57.5x50x35 | 52.5 | 1.2 | 20.3 | 4 |
| 6.3 | 700 | 635PSB700K2R | 360 | 14 | 2.6 | 57.5x50x35 | 52.5 | 1.2 | | 2 |
| 6.8 | 700 | 685RSB700K2R | 285 | 14 | 4 | 57.5x45x30 | 52.5 | 1.2 | | 2 |
| 6.8 | 700 | 685PSB700K4R | 360 | 27 | 1.8 | 57.5x57.5x38 | 52.5 | 1.2 | 20.3 | 4 |
| 6.8 | 700 | 685RSB700K4R | 285 | 23.5 | 3.3 | 57.5x45x30 | 52.5 | 1.2 | 20.3 | 4 |
| 6.8 | 700 | 685PSB700K6R | 360 | 35.5 | 1.7 | 57.5x57.5x38 | 52.5 | 1.2 | 10.2 | 6 |
| 6.8 | 850 | 685RSB850K6R | 360 | 29.5 | 2.6 | 57.5x57.5x38 | 52.5 | 1.2 | 10.2 | 6 |
| 6.8 | 850 | 685RSB850K4R | 360 | 27 | 2.7 | 57.5x57.5x38 | 52.5 | 1.2 | 20.3 | 4 |
| 8 | 700 | 805PSB700K4R | 360 | 27 | 1.7 | 57.5x57.5x38 | 52.5 | 1.2 | 20.3 | 4 |
| 8 | 700 | 805PSB700K6R | 360 | 38 | 1.6 | 57.5x57.5x38 | 52.5 | 1.2 | 10.2 | 6 |
| 8 | 850 | 805RSB850K6R | 360 | 33 | 2.3 | 57.5x57.5x38 | 52.5 | 1.2 | 10.2 | 6 |
| 8 | 850 | 805RSB850K4R | 360 | 27 | 2.4 | 57.5x57.5x38 | 52.5 | 1.2 | 20.3 | 4 |

PSB_RSB

2,4,6 Radial Lead, High
current/low ESR

| Capacitance (μF) | WVDC | IC PART NUMBER | dv/dt ($\text{V}/\mu\text{sec.}$) | Maximum RMS Ripple Current (A) 100 kHz, +70°C | Typical ESR ($\text{m}\Omega$) 100 kHz, +25°C | Dims LxHxT (mm) | S (MM) | d (MM) | P (MM) | # Leads |
|----------------------------------|------|------------------------------|--|--|--|--------------------|--------|--------|--------|---------|
| 10 | 700 | 106RSB700K6R | 285 | 30 | 2.4 | 57.5x50x35 | 52.5 | 1.2 | 10.2 | 6 |
| 10 | 700 | 106RSB700K2R | 285 | 14 | 3.2 | 57.5x50x35 | 52.5 | 1.2 | | 2 |
| 10 | 700 | 106RSB700K4R | 285 | 27 | 2.5 | 57.5x50x35 | 52.5 | 1.2 | 20.3 | 4 |
| 12 | 700 | 126RSB700K4R | 285 | 27 | 2.2 | 57.5x57.5x38 | 52.5 | 1.2 | 20.3 | 4 |
| 12 | 700 | 126RSB700K6R | 285 | 34 | 2.1 | 57.5x57.5x38 | 52.5 | 1.2 | 10.2 | 6 |