



Chipsmall Limited consists of a professional team with an average of over 10 year of expertise in the distribution of electronic components. Based in Hongkong, we have already established firm and mutual-benefit business relationships with customers from,Europe,America and south Asia,supplying obsolete and hard-to-find components to meet their specific needs.

With the principle of “Quality Parts,Customers Priority,Honest Operation,and Considerate Service”,our business mainly focus on the distribution of electronic components. Line cards we deal with include Microchip,ALPS,ROHM,Xilinx,Pulse,ON,Everlight and Freescale. Main products comprise IC,Modules,Potentiometer,IC Socket,Relay,Connector.Our parts cover such applications as commercial,industrial, and automotives areas.

We are looking forward to setting up business relationship with you and hope to provide you with the best service and solution. Let us make a better world for our industry!



Contact us

Tel: +86-755-8981 8866 Fax: +86-755-8427 6832

Email & Skype: info@chipsmall.com Web: www.chipsmall.com

Address: A1208, Overseas Decoration Building, #122 Zhenhua RD., Futian, Shenzhen, China



NOTES:

1. MATERIALS AND FINISHES:
 BODY, BRAID CLAMP, WASHERS,
 RETAINING RING, SHELL & HEX NUT - BRASS, NICKEL PLATING
 CONTACT - BRASS, SILVER PLATING
 INSULATORS - PTFE, NATURAL
 GASKETS - SILICONE RUBBER
 SPRING - BeCu, NICKEL PLATING
2. ELECTRICAL:
 A. IMPEDANCE: 50 OHM
 B. FREQUENCY RANGE: DC - 4 GHz
 C. DIELECTRIC WITHSTANDING VOLTAGE: 1500 VRMS, MIN.
3. MECHANICAL:
 A. DURABILITY: 500 CYCLES MIN.
 B. TEMPERATURE RANGE: -65 °C TO +165 °C

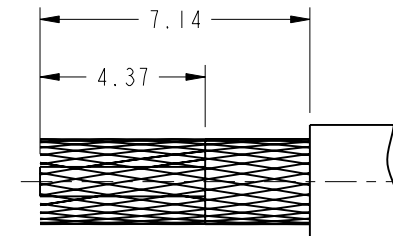
4. PACKAGING:
 A. QUANTITY: SINGLE PACK
 B. MARKING: BAG TO BE MARKED
 "AMPHENOL RF, 69475, AND DATE CODE"
5. CABLE ASSEMBLY INSTRUCTIONS:
 A. STRIP CABLE AS SHOWN.
 B. SLIDE INSULATOR ONTO TO THE CABLE.
 C. SLIDE CLAMP NUT, WASHER, GASKET & BRAID CLAMP OVER CABLE SHEATH.
 D. COMB OUT THE BRAID AND FOLD OUT, TRIM EXCESS BRAID.
 E. SOLDER CABLE CENTER CONDUCTOR TO CENTER CONTACT.
 F. SLIDE SUB-ASSEMBLY TO THE REAR SIDE OF THE BODY AND TIGHTEN WITH
 PROPER SPANNER. MAKE ENSURE INTERFACE DIMENSIONS TO MEET.

6 SHOWS CABLE ENTRY DIMENSIONS.

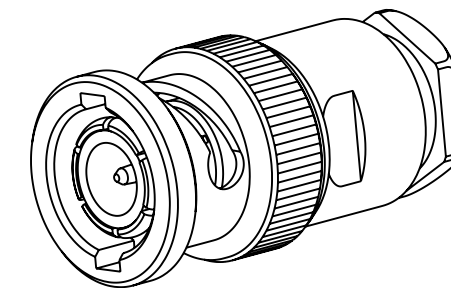
THIRD ANGLE PROJ.

REVISIONS

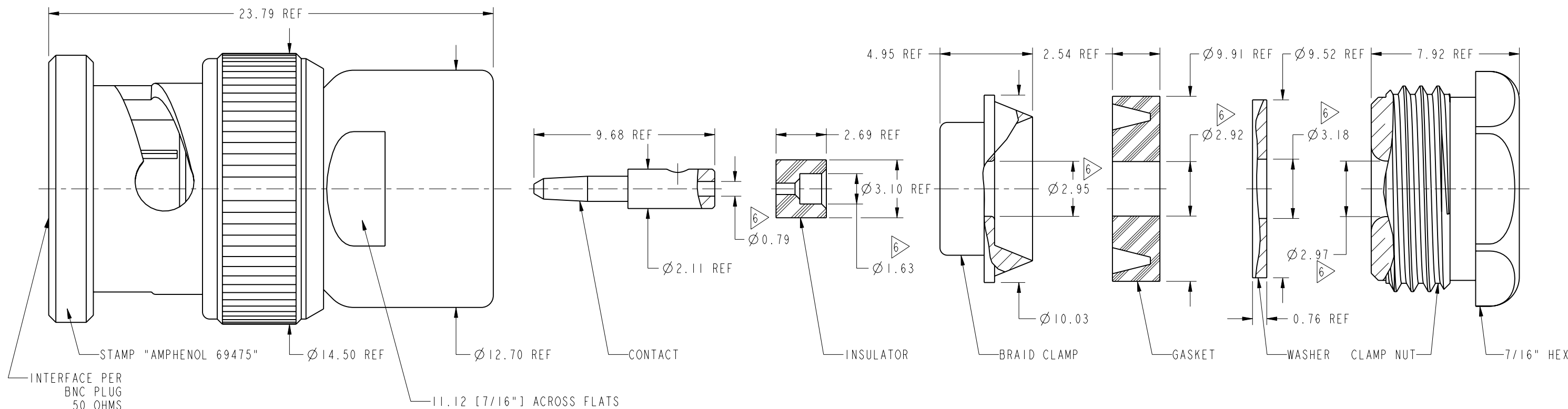
REV	DESCRIPTION	DATE	ECO	APPR
B	SEE SHEET 1	28-Sep-06	--	MARK
AA	SEE SHEET 1	29-Jul-09	47718	AC
AB	REDRAWN IN PRO-E & SYNCHED DRAWING	22-Apr-15	49786	JC



RECOMMENDED CABLE STRIPPING DIMENSIONS



SCALE 2.000



CUSTOMER OUTLINE DRAWING

ALL OTHER SHEETS ARE FOR INTERNAL USE ONLY

UNLESS OTHERWISE SPECIFIED, DIMENSIONS ARE IN METRIC AND TOLERANCES ARE: <0.5mm ± 0.05mm 0.5 - 6mm ± 0.1mm 6 - 30mm ± 0.2mm 30 - 120mm ± 0.3mm ANGLES ± 1°	MATERIAL	DRAWN	DATE	TITLE IMPROVED BNC STR PLUG FOR RG 188/U CABLE		Amphenol RF www.amphenolrf.com
	SEE NOTES	JEKY.C	22-Apr-15			
NOTICE - These drawings, specifications, or other data (1) are, and remain the property of Amphenol corp. (2) must be returned upon request; and (3) are confidential and not to be disclosed to any person other than those to whom they are given by Amphenol Corp. the furnishing of these drawings, specifications, or other data by Amphenol Corp., or to any other person to anyone for any purpose is not to be regarded by implication or otherwise in any manner licensing, granting rights to permitting such holder or any other person to manufacture, use or sell any product, process or design, patented or otherwise, that may in any way be related to or disclosed by said drawings, specifications, or other data.	REFERENCE	ENGINEER	DATE	SCALE: 4.7:1.0 SHEET 2 OF 2		DRAWING NO. 69475
	EAR #	GEFFERY	28-Sep-06			ITEM NO. 69475
	CONFIGURATION LEVEL: In Work	APPROVED	H.HE	DATE	DWG SIZE	REV
FINISH			22-Apr-15	B	AB	