



Chipsmall Limited consists of a professional team with an average of over 10 year of expertise in the distribution of electronic components. Based in Hongkong, we have already established firm and mutual-benefit business relationships with customers from,Europe,America and south Asia,supplying obsolete and hard-to-find components to meet their specific needs.

With the principle of “Quality Parts,Customers Priority,Honest Operation,and Considerate Service”,our business mainly focus on the distribution of electronic components. Line cards we deal with include Microchip,ALPS,ROHM,Xilinx,Pulse,ON,Everlight and Freescale. Main products comprise IC,Modules,Potentiometer,IC Socket,Relay,Connector.Our parts cover such applications as commercial,industrial, and automotives areas.

We are looking forward to setting up business relationship with you and hope to provide you with the best service and solution. Let us make a better world for our industry!



## Contact us

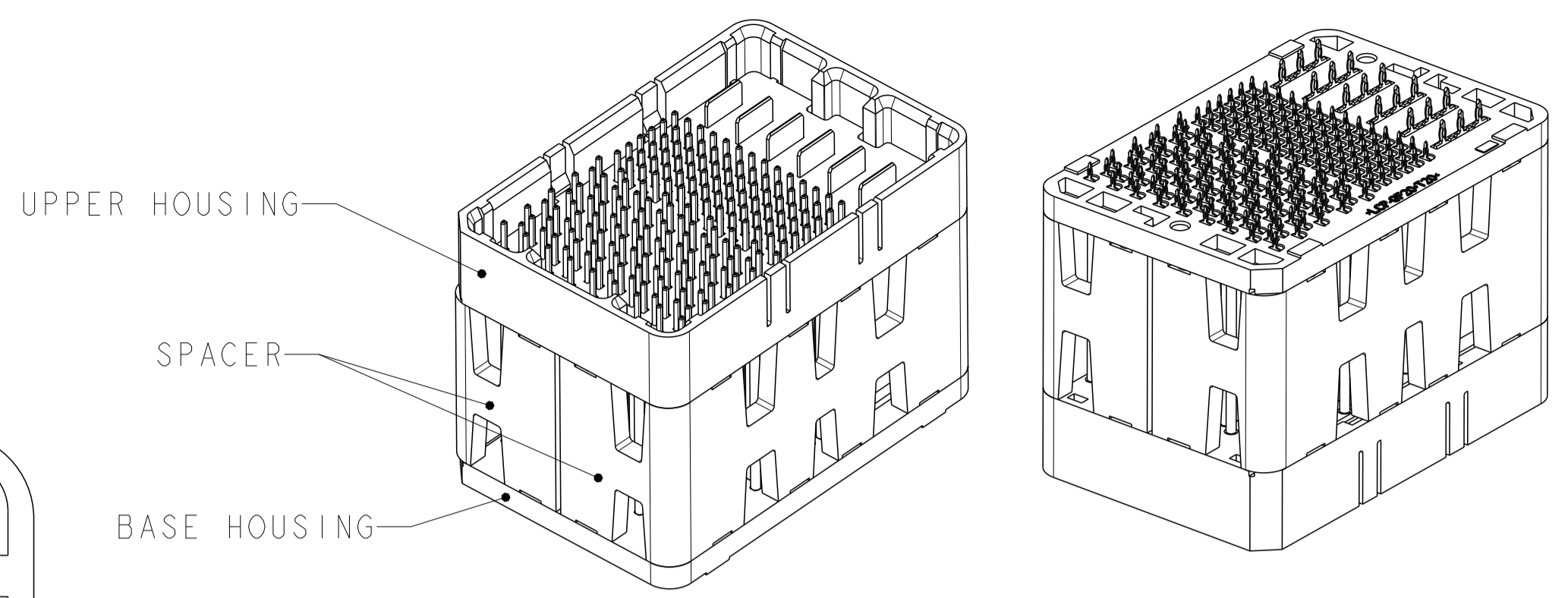
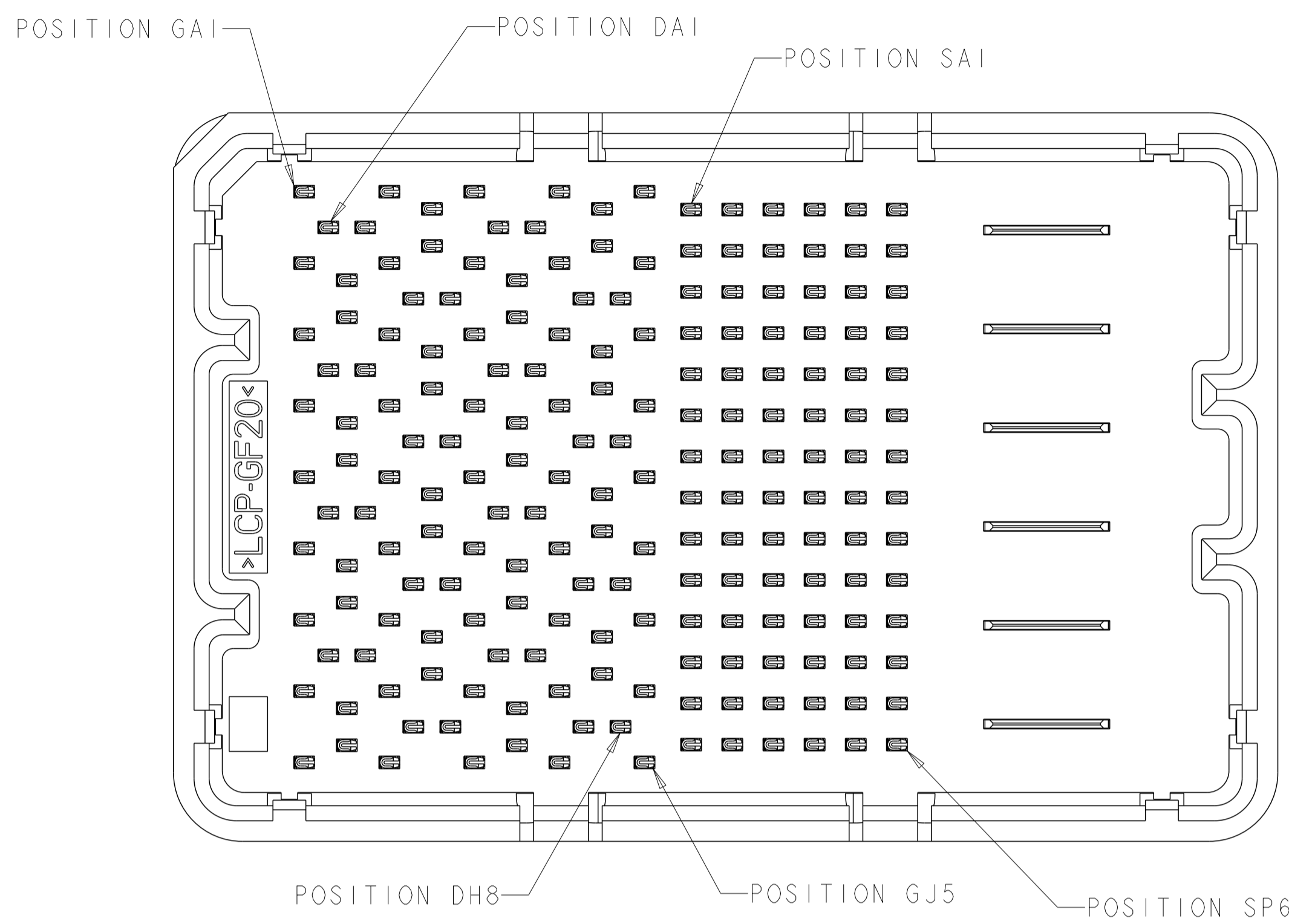
Tel: +86-755-8981 8866 Fax: +86-755-8427 6832

Email & Skype: info@chipsmall.com Web: www.chipsmall.com

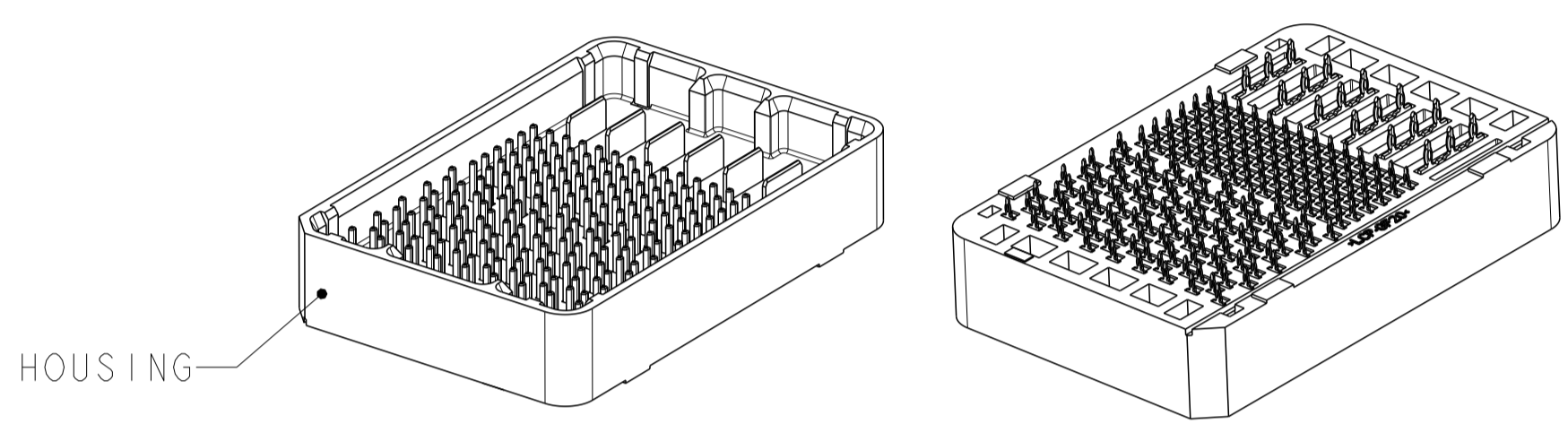
Address: A1208, Overseas Decoration Building, #122 Zhenhua RD., Futian, Shenzhen, China



LOC	DIST	REVISIONS			
P	LTN	DESCRIPTION	DATE	OWN	APVD
GP	00	A	REVISED PER ECO-12-018201	11OCT2012	KH MH

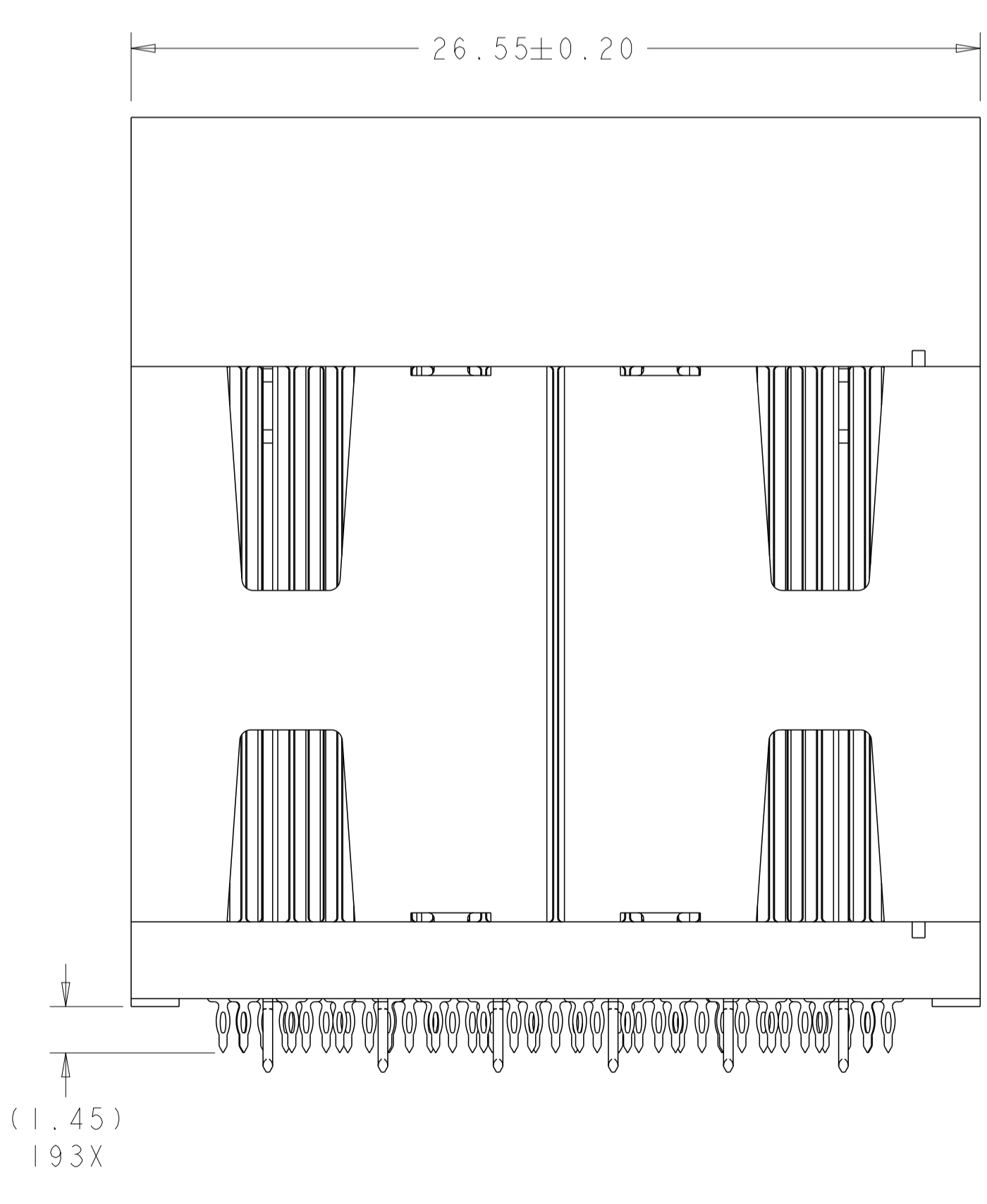
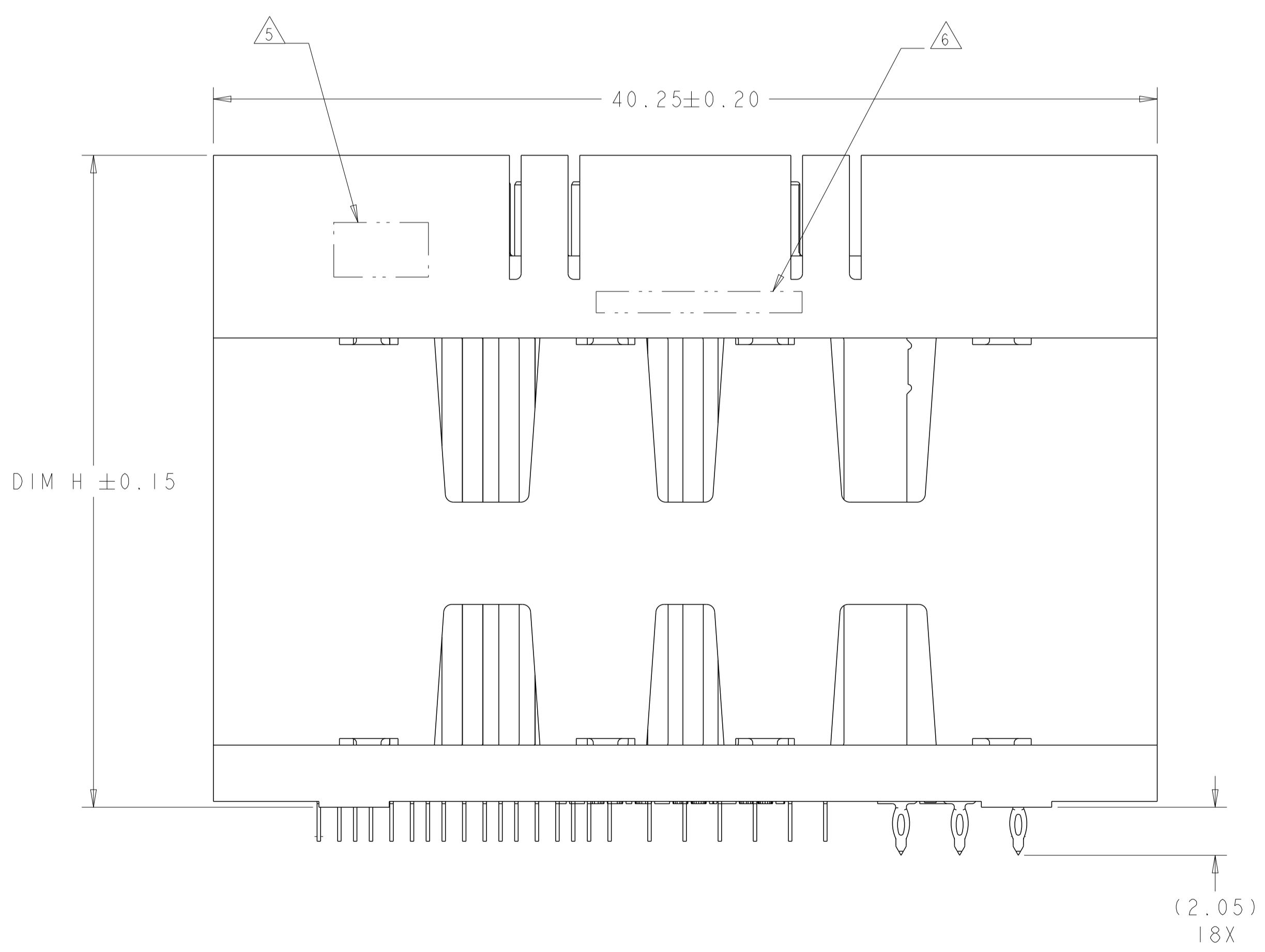


ISOMETRIC VIEW  
TYPICAL CONFIGURATION FOR 14mm THRU 42mm  
28mm SHOWN  
SCALE 2:1



ISOMETRIC VIEW  
TYPICAL CONFIGURATION FOR 8mm THRU 13mm  
8mm SHOWN  
SCALE 2:1

- 1 MATERIAL:  
BASE HOUSING, UPPER HOUSING, ORGANIZER,  
AND SPACER: THERMOPLASTIC, FLAMMABILITY  
RATING UL94-V0  
CONTACT: COPPER ALLOY
- 2. CONFORMS TO THE REQUIREMENTS OF TE PRODUCT  
SPECIFICATION, 108-2375; BASED ON TELCORDIA  
GR-1217-CORE FOR SYSTEM QUALITY LEVEL III,  
APPLICATIONS IN CONTROLLED ENVIRONMENTS  
(CENTRAL OFFICE).  
SEE TE PRODUCT SPECIFICATION 108-2375 FOR  
TEST SEQUENCES.
- 3 ROWS GA THRU GJ (SHOWN DARKENED) ARE TYPICALLY  
USED AS GROUNDS.
- 4 SPECIFIED POSITIONAL TOLERANCE DEFINES HOLE TO  
HOLE LOCATION WITHIN HOLE PATTERN. POSITIONAL  
TOLERANCE OF HOLE PATTERN TO FIDUCIAL MARKS  
OR PCB DATUMS SHALL BE DEFINED BY CUSTOMER.
- 5 AREA RESERVED FOR TE CONNECTIVITY LOGO.
- 6 AREA RESERVED FOR PART NUMBER (X-XXXXXXX-X)  
AND DATE CODE (YYWW).
- 7 USE CENTERLINES INDICATED ON PCB HOLE PATTERN  
TO ESTABLISH ALIGNMENT BETWEEN HEADER AND  
RECEPTACLE BOARDS.
- 8 PLATED THROUGH HOLE REQUIREMENTS - SIGNAL:  
HOLE SIZE PRIOR TO PLATING =  $\varnothing 0.420 \pm 0.013$   
COPPER PLATING THICKNESS =  $0.038 \pm 0.013$   
CALCULATED FINISHED HOLE SIZE =  $\varnothing 0.344 \pm 0.039$   
THESE DIMENSIONS APPLY TO THE TOP 1.25mm OF  
THE PCB THICKNESS FROM THE CONNECTOR MOUNTING  
SIDE.
- 9 PLATED THROUGH HOLE REQUIREMENTS - POWER:  
HOLE SIZE PRIOR TO PLATING =  $\varnothing 0.700 \pm 0.025$   
COPPER PLATING THICKNESS =  $0.038 \pm 0.013$   
CALCULATED FINISHED HOLE SIZE =  $\varnothing 0.624 \pm 0.051$   
THESE DIMENSIONS APPLY TO THE TOP 1.50mm OF  
THE PCB THICKNESS FROM THE CONNECTOR MOUNTING  
SIDE.
- 10 CONTACT SALES FOR AVAILABILITY OF THIS STACK  
HEIGHT.



**SIZE 2 HOUSING \***  
**32 DIFFERENTIAL PAIRS**  
**84 HIGH-DENSITY GRID**  
**193 TOTAL SIGNAL CONTACTS**  
**6 POWER CONTACTS**

\* SIZE 1 AND SIZE 3 ARE ALSO AVAILABLE

THIS DRAWING IS A CONTROLLED DOCUMENT.		OWN D. RINGLER 05AUG2009	TE Connectivity	
DIMENSIONS:		CHK D. TROUT 05AUG2009		
mm	TOLERANCES UNLESS OTHERWISE SPECIFIED:	APVD J. FEEDER 05AUG2009	NAME HEADER ASSEMBLY 32/84/6P STRADA MESA MEZZANINE CONNECTOR	
0 PLC ±	1 PLC ±0.13	PRODUCT SPEC 108-2375	SIZE CAGE CODE DRAWING NO A100779C=2110900	
3 PLC ±0.013	4 PLC ±	APPLICATION SPEC 114-13249	RESTRICTED TO	
ANGLES ±	FINISH ±	WEIGHT	Customer Drawing	
MATERIAL		SCALE 6:1	SHEET 1 OF 4 REV A	



THIS DRAWING IS UNPUBLISHED. RELEASED FOR PUBLICATION 20  
 © COPYRIGHT 20 BY - ALL RIGHTS RESERVED.

LOC	DIST	REVISIONS					
GP	00	P	LYR	DESCRIPTION	DATE	DMN	APVD
		-		SEE SHEET 1			

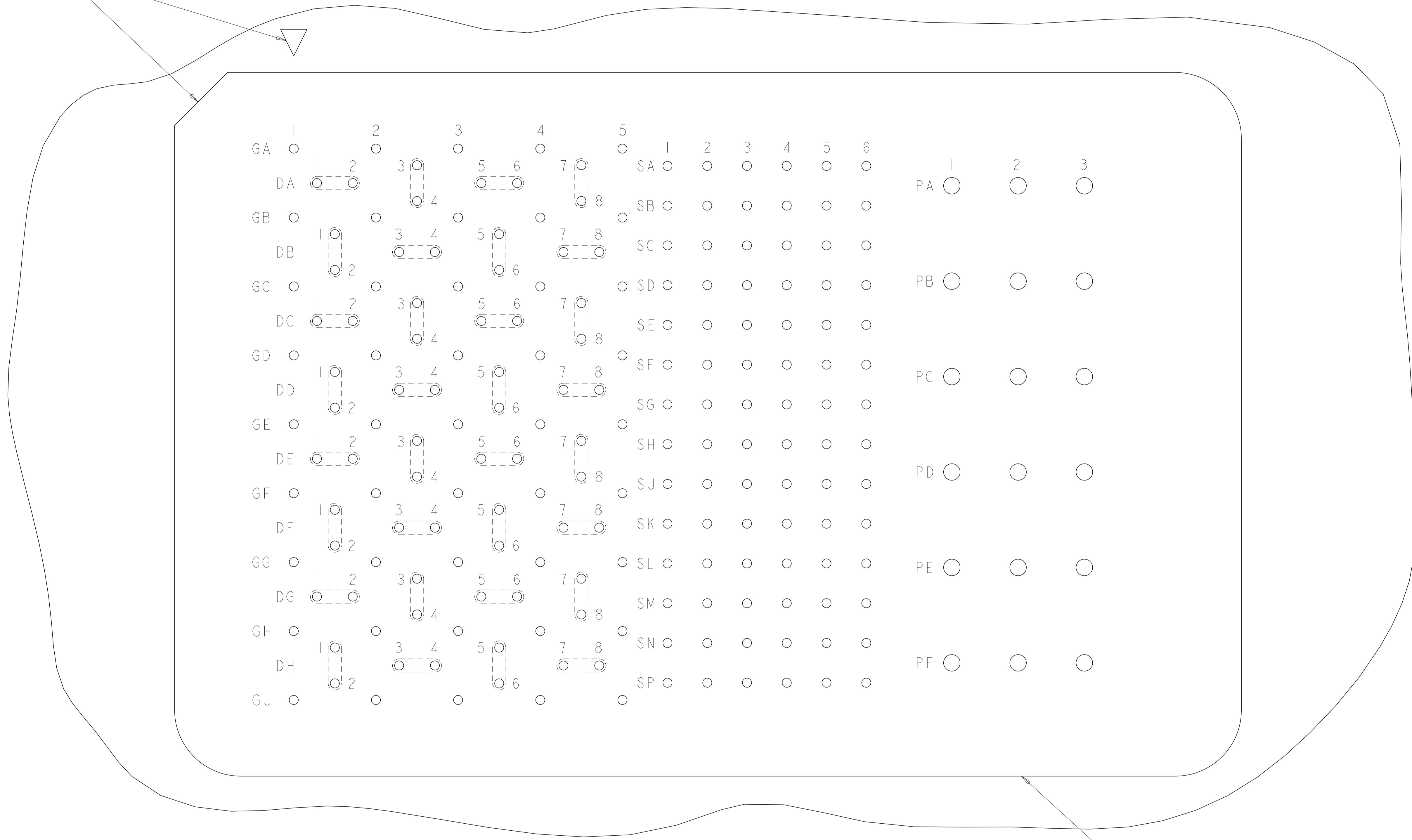
	41.8	42mm	MATTE Sn	9-2110900-2
	40.8	41mm	MATTE Sn	9-2110900-1
	39.8	40mm	MATTE Sn	9-2110900-0
	38.8	39mm	MATTE Sn	8-2110900-9
	37.8	38mm	MATTE Sn	8-2110900-8
	36.8	37mm	MATTE Sn	8-2110900-7
	35.8	36mm	MATTE Sn	8-2110900-6
	34.8	35mm	MATTE Sn	8-2110900-5
	33.8	34mm	MATTE Sn	8-2110900-4
	32.8	33mm	MATTE Sn	8-2110900-3
	31.8	32mm	MATTE Sn	8-2110900-2
	30.8	31mm	MATTE Sn	8-2110900-1
	29.8	30mm	MATTE Sn	8-2110900-0
	28.8	29mm	MATTE Sn	7-2110900-9
	27.8	28mm	MATTE Sn	7-2110900-8
	26.8	27mm	MATTE Sn	7-2110900-7
	25.8	26mm	MATTE Sn	7-2110900-6
	24.8	25mm	MATTE Sn	7-2110900-5
	23.8	24mm	MATTE Sn	7-2110900-4
	22.8	23mm	MATTE Sn	7-2110900-3
	21.8	22mm	MATTE Sn	7-2110900-2
	20.8	21mm	MATTE Sn	7-2110900-1
	19.8	20mm	MATTE Sn	7-2110900-0
	18.8	19mm	MATTE Sn	6-2110900-9
	17.8	18mm	MATTE Sn	6-2110900-8
	16.8	17mm	MATTE Sn	6-2110900-7
	15.8	16mm	MATTE Sn	6-2110900-6
	14.8	15mm	MATTE Sn	6-2110900-5
	13.8	14mm	MATTE Sn	6-2110900-4
	12.8	13mm	MATTE Sn	6-2110900-3
	11.8	12mm	MATTE Sn	6-2110900-2
	10.8	11mm	MATTE Sn	6-2110900-1
	9.8	10mm	MATTE Sn	6-2110900-0
	8.8	9mm	MATTE Sn	5-2110900-9
	7.8	8mm	MATTE Sn	5-2110900-8
TOOLED	DIM H	STACK HEIGHT	CONTACT TAIL PLATING	PART NUMBER

	41.8	42mm	Sn/Pb	4-2110900-2
	40.8	41mm	Sn/Pb	4-2110900-1
	39.8	40mm	Sn/Pb	4-2110900-0
	38.8	39mm	Sn/Pb	3-2110900-9
	37.8	38mm	Sn/Pb	3-2110900-8
	36.8	37mm	Sn/Pb	3-2110900-7
	35.8	36mm	Sn/Pb	3-2110900-6
	34.8	35mm	Sn/Pb	3-2110900-5
	33.8	34mm	Sn/Pb	3-2110900-4
	32.8	33mm	Sn/Pb	3-2110900-3
	31.8	32mm	Sn/Pb	3-2110900-2
	30.8	31mm	Sn/Pb	3-2110900-1
	29.8	30mm	Sn/Pb	3-2110900-0
	28.8	29mm	Sn/Pb	2-2110900-9
	27.8	28mm	Sn/Pb	2-2110900-8
	26.8	27mm	Sn/Pb	2-2110900-7
	25.8	26mm	Sn/Pb	2-2110900-6
	24.8	25mm	Sn/Pb	2-2110900-5
	23.8	24mm	Sn/Pb	2-2110900-4
	22.8	23mm	Sn/Pb	2-2110900-3
	21.8	22mm	Sn/Pb	2-2110900-2
	20.8	21mm	Sn/Pb	2-2110900-1
	19.8	20mm	Sn/Pb	2-2110900-0
	18.8	19mm	Sn/Pb	1-2110900-9
	17.8	18mm	Sn/Pb	1-2110900-8
	16.8	17mm	Sn/Pb	1-2110900-7
	15.8	16mm	Sn/Pb	1-2110900-6
	14.8	15mm	Sn/Pb	1-2110900-5
	13.8	14mm	Sn/Pb	1-2110900-4
	12.8	13mm	Sn/Pb	1-2110900-3
	11.8	12mm	Sn/Pb	1-2110900-2
	10.8	11mm	Sn/Pb	1-2110900-1
	9.8	10mm	Sn/Pb	1-2110900-0
	8.8	9mm	Sn/Pb	2110900-9
	7.8	8mm	Sn/Pb	2110900-8
TOOLED	DIM H	STACK HEIGHT	CONTACT TAIL PLATING	PART NUMBER

THIS DRAWING IS A CONTROLLED DOCUMENT.		DMN D. RINGLER 05AUG2009	 TE Connectivity
DIMENSIONS: mm		CHK D. TROUT 05AUG2009	
TOLERANCES UNLESS OTHERWISE SPECIFIED:		APVD J. FEEDER 05AUG2009	NAME HEADER ASSEMBLY 32/84/6P STRADA MESA MEZZANINE CONNECTOR
0 PLC ± 1 PLC ±0.13 2 PLC ±0.013 3 PLC ± 4 PLC ± ANGLES ±1 FINISH		PRODUCT SPEC 108-2375 APPLICATION SPEC 114-13249	SIZE A100779
MATERIAL		WEIGHT	DRAWING NO C=2110900
		Customer Drawing	RESTRICTED TO SCALE 6:1 SHEET 2 OF 4 REV A

LOC	DIST	REVISIONS			
P	LTN	DESCRIPTION	DATE	DWN	APVD
-	-	SEE SHEET 1	-	-	-

A1 CORNER INDICATORS.

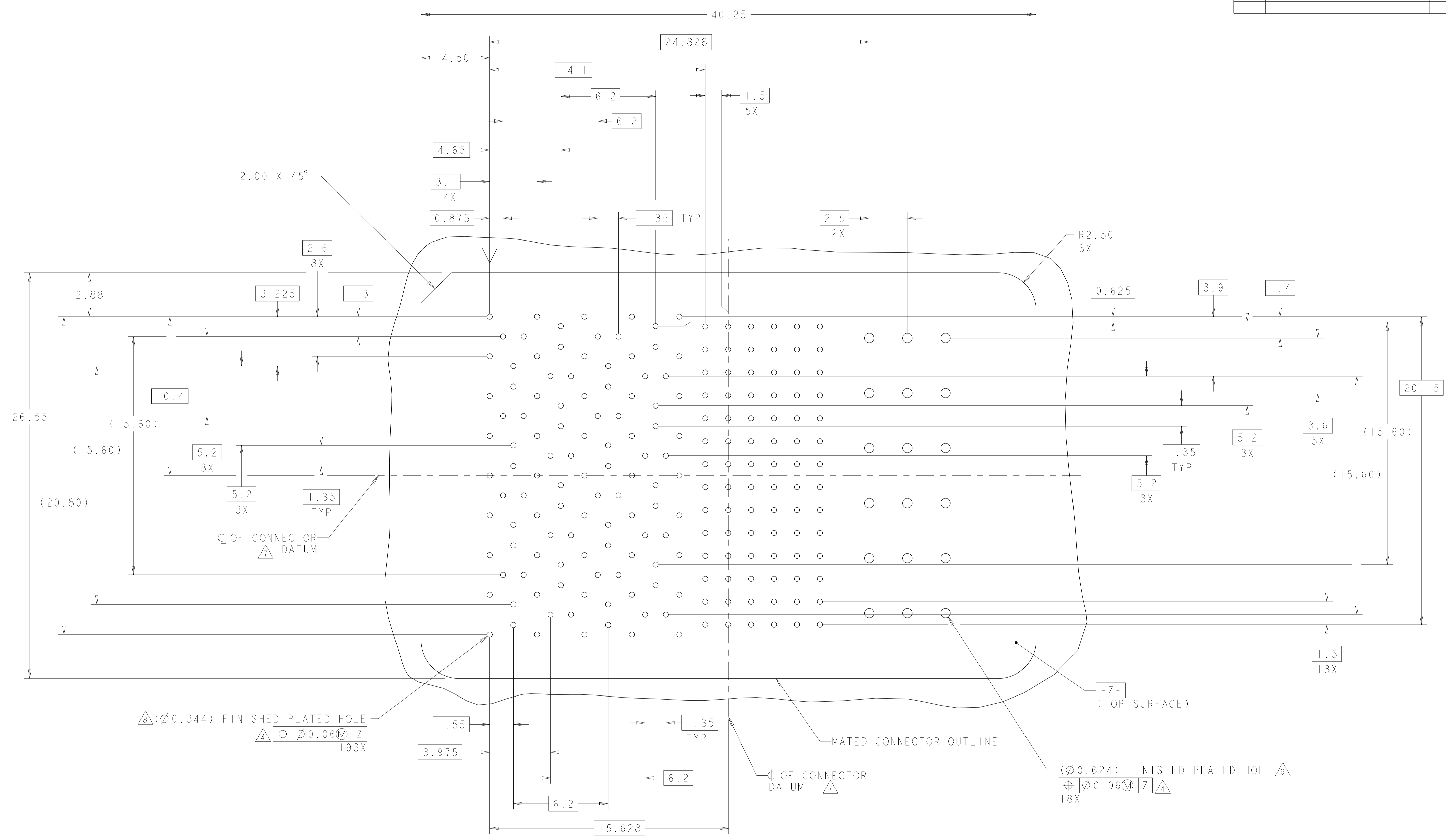


MATED CONNECTOR OUTLINE  
 SEE SHEET 4 FOR LOCATION TO HOLES

**PCB LAYOUT AND PIN IDENTIFICATION**   
 SHOWN FROM CONNECTOR SIDE  
 SCALE 12:1

THIS DRAWING IS A CONTROLLED DOCUMENT.		DWN D. RINGLER 05AUG2009	TE Connectivity
DIMENSIONS: mm		CHK D. TROUT 05AUG2009	
TOLERANCES UNLESS OTHERWISE SPECIFIED: 0 PLC ± 2 PLC ±0.13 3 PLC ±0.013 4 PLC ± ANGLES ±1		APVD J. FEEDER 05AUG2009	NAME HEADER ASSEMBLY 32/84/6P
MATERIAL		PRODUCT SPEC 108-2375	RESTRICTED TO
FINISH		APPLICATION SPEC 114-13249	SIZE A100779
WEIGHT		WEIGHT	DRAWING NO C=2110900
Customer Drawing		SCALE 6:1	SHEET 3 OF 4 REV A

LOC		DIST		REVISIONS				
GP	00	P	LTN	DESCRIPTION	DATE	DMN	APVD	
		-		SEE SHEET 1				



△(∅0.344) FINISHED PLATED HOLE  
 4 ⊕ ∅0.06 M Z 193X

∅(∅0.624) FINISHED PLATED HOLE 9  
 ⊕ ∅0.06 M Z 18X

**PCB HOLE PATTERN**  
 SHOWN FROM CONNECTOR SIDE  
 SCALE 8:1

THIS DRAWING IS A CONTROLLED DOCUMENT.		DMN D. RINGLER 05AUG2009	TE Connectivity
DIMENSIONS:		CHK D. TROUT 05AUG2009	
mm	TOLERANCES UNLESS OTHERWISE SPECIFIED:	APVD J. FEODER 05AUG2009	NAME HEADER ASSEMBLY 32/84/6P STRADA MESA MEZZANINE CONNECTOR
∅	0 PLC ±	PRODUCT SPEC	SIZE A100779
	1 PLC ±	APPLICATION SPEC	RESTRICTED TO
	2 PLC ±0.13	114-13249	
	3 PLC ±0.013	WEIGHT	
	4 PLC ±	Customer Drawing	
ANGLES	FINISH	SCALE	
		6:1	
		SHEET	
		4	
		OF	
		4	
		REV	
		A	