



Chipsmall Limited consists of a professional team with an average of over 10 year of expertise in the distribution of electronic components. Based in Hongkong, we have already established firm and mutual-benefit business relationships with customers from,Europe,America and south Asia,supplying obsolete and hard-to-find components to meet their specific needs.

With the principle of “Quality Parts,Customers Priority,Honest Operation,and Considerate Service”,our business mainly focus on the distribution of electronic components. Line cards we deal with include Microchip,ALPS,ROHM,Xilinx,Pulse,ON,Everlight and Freescale. Main products comprise IC,Modules,Potentiometer,IC Socket,Relay,Connector.Our parts cover such applications as commercial,industrial, and automotives areas.

We are looking forward to setting up business relationship with you and hope to provide you with the best service and solution. Let us make a better world for our industry!



## Contact us

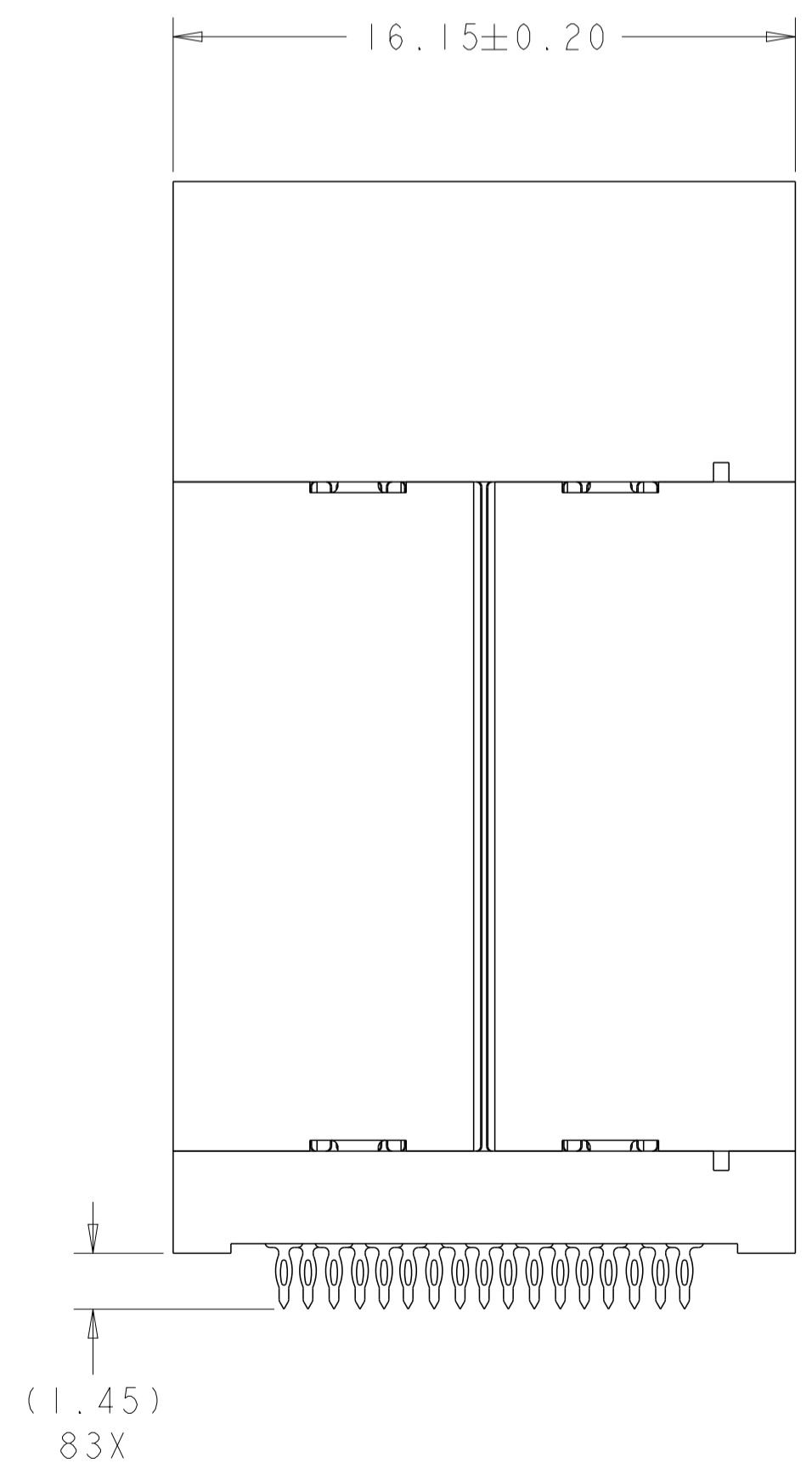
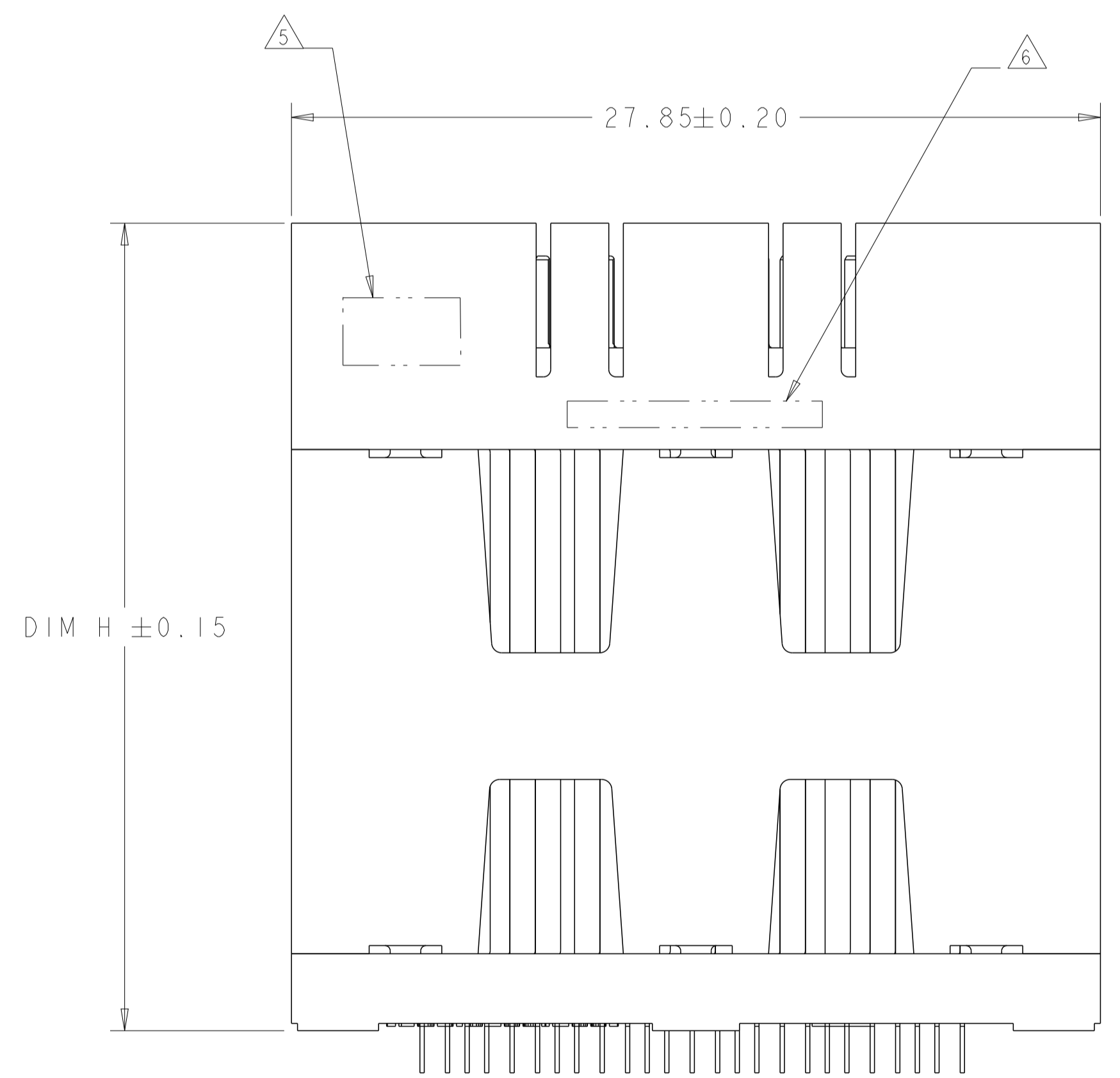
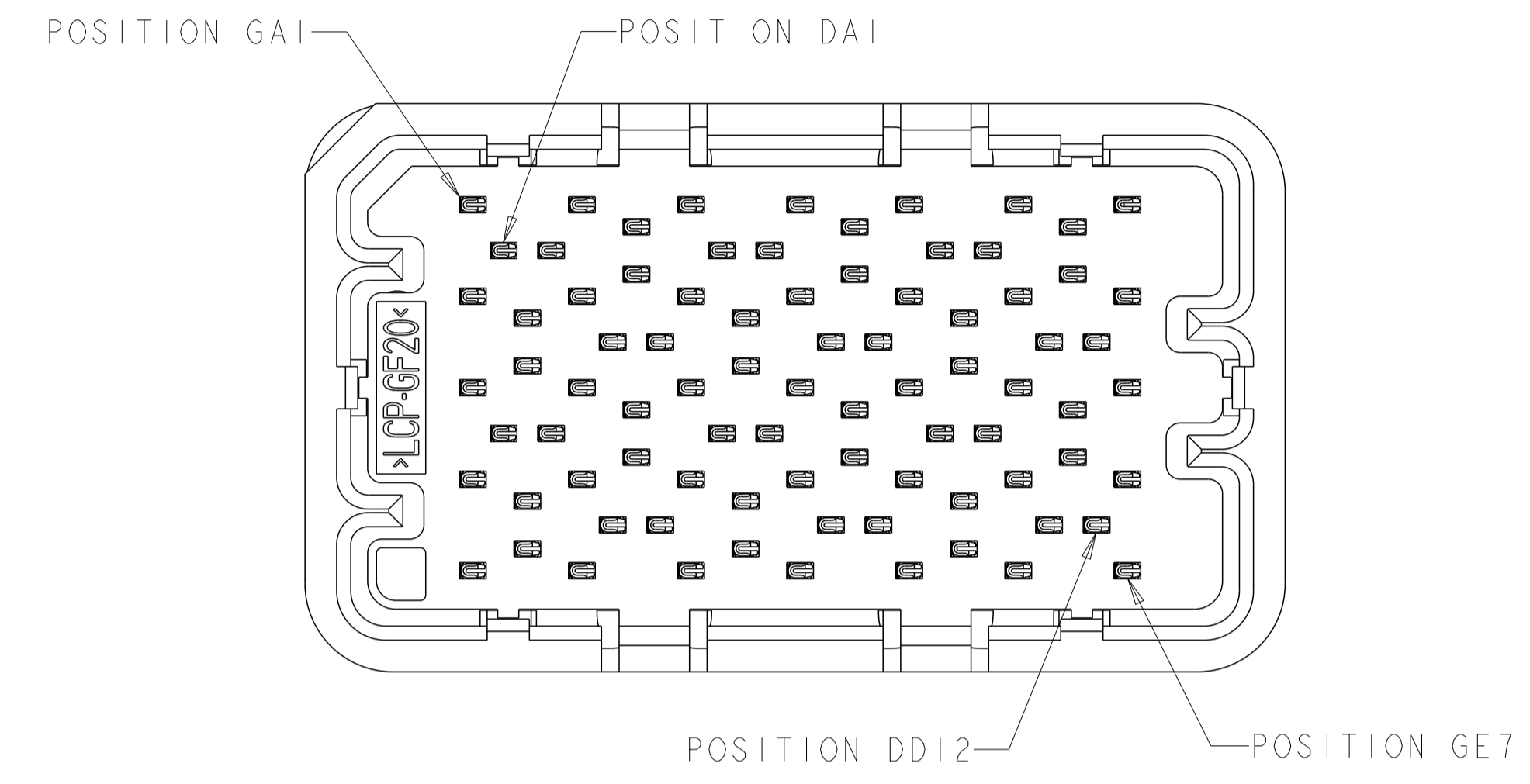
Tel: +86-755-8981 8866 Fax: +86-755-8427 6832

Email & Skype: info@chipsmall.com Web: www.chipsmall.com

Address: A1208, Overseas Decoration Building, #122 Zhenhua RD., Futian, Shenzhen, China



LOC		DIST		REVISIONS			
GP	00	P	LTN	DESCRIPTION	DATE	DWN	APVD
		A		REVISED PER ECO-12-018201	17OCT2012	KH	MH



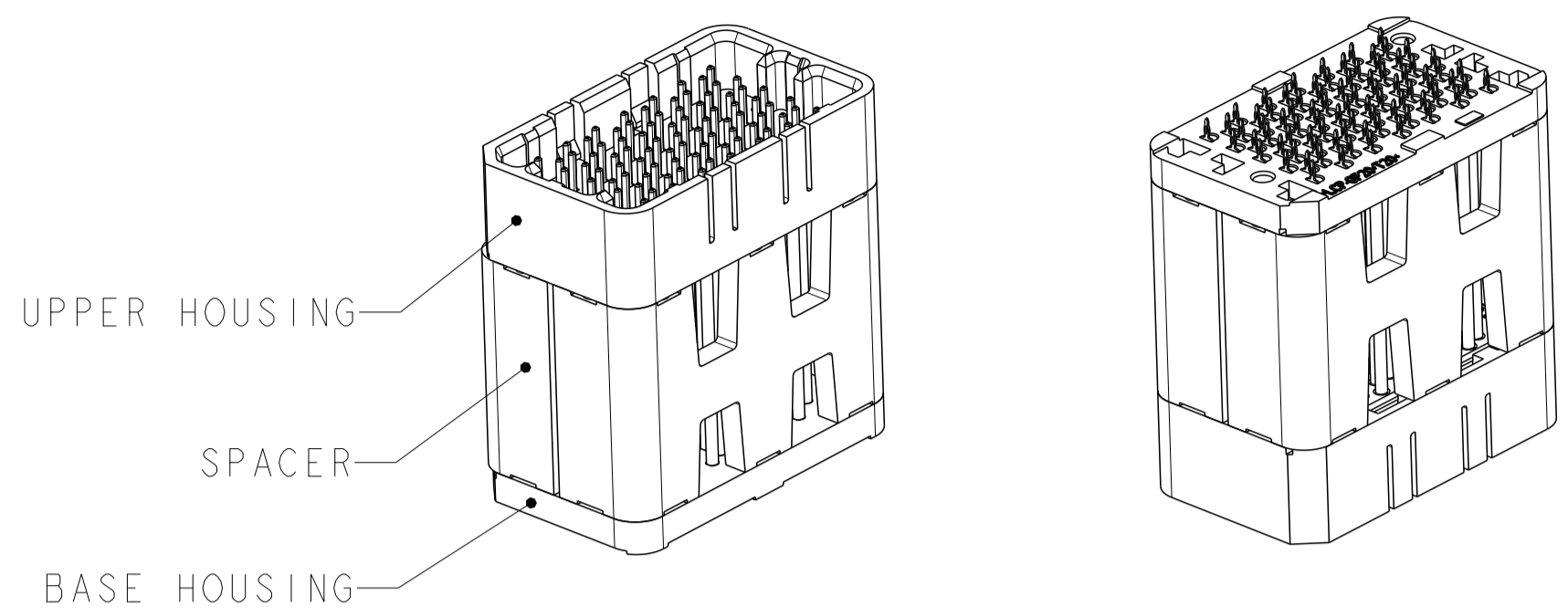
- △ MATERIAL:  
 BASE HOUSING, UPPER HOUSING, ORGANIZER,  
 AND SPACER: THERMOPLASTIC, FLAMMABILITY  
 RATING UL94 V-0  
 CONTACT: COPPER ALLOY
- 2. CONFORMS TO THE REQUIREMENTS OF TE PRODUCT  
 SPECIFICATION, 108-2375; BASED ON TELCORDIA  
 GR-1217-CORE FOR SYSTEM QUALITY LEVEL III,  
 APPLICATIONS IN CONTROLLED ENVIRONMENTS  
 (CENTRAL OFFICE).  
 SEE TE PRODUCT SPECIFICATION 108-2375 FOR  
 TEST SEQUENCES.
- △ 3. ROWS GA THRU GE (SHOWN DARKENED) ARE TYPICALLY  
 USED AS GROUNDS.
- △ 4. SPECIFIED POSITIONAL TOLERANCE DEFINES HOLE TO  
 HOLE LOCATION WITHIN HOLE PATTERN. POSITIONAL  
 TOLERANCE OF HOLE PATTERN TO FIDUCIAL MARKS  
 OR PCB DATUMS SHALL BE DEFINED BY CUSTOMER.
- △ 5. AREA RESERVED FOR TE CONNECTIVITY LOGO.
- △ 6. AREA RESERVED FOR PART NUMBER (X-XXXXXXX-X)  
 AND DATE CODE (YYWW).
- △ USE CENTERLINES INDICATED ON PCB HOLE PATTERN  
 TO ESTABLISH ALIGNMENT BETWEEN HEADER AND  
 RECEPTACLE BOARDS.
- △ 8. PLATED THROUGH HOLE REQUIREMENTS:  
 HOLE SIZE PRIOR TO PLATING =  $\varnothing 0.420 \pm 0.013$   
 COPPER PLATING THICKNESS =  $0.038 \pm 0.013$   
 CALCULATED FINISHED HOLE SIZE =  $\varnothing 0.344 \pm 0.039$   
 THESE DIMENSIONS APPLY TO THE TOP 1.25mm OF  
 THE PCB THICKNESS FROM THE CONNECTOR MOUNTING  
 SIDE.
- △ 9. CONTACT SALES FOR AVAILABILITY OF THIS STACK  
 HEIGHT.

**SIZE 1 HALF WIDE \***  
**24 DIFFERENTIAL PAIRS + GROUNDS**  
**83 TOTAL SIGNAL CONTACTS**

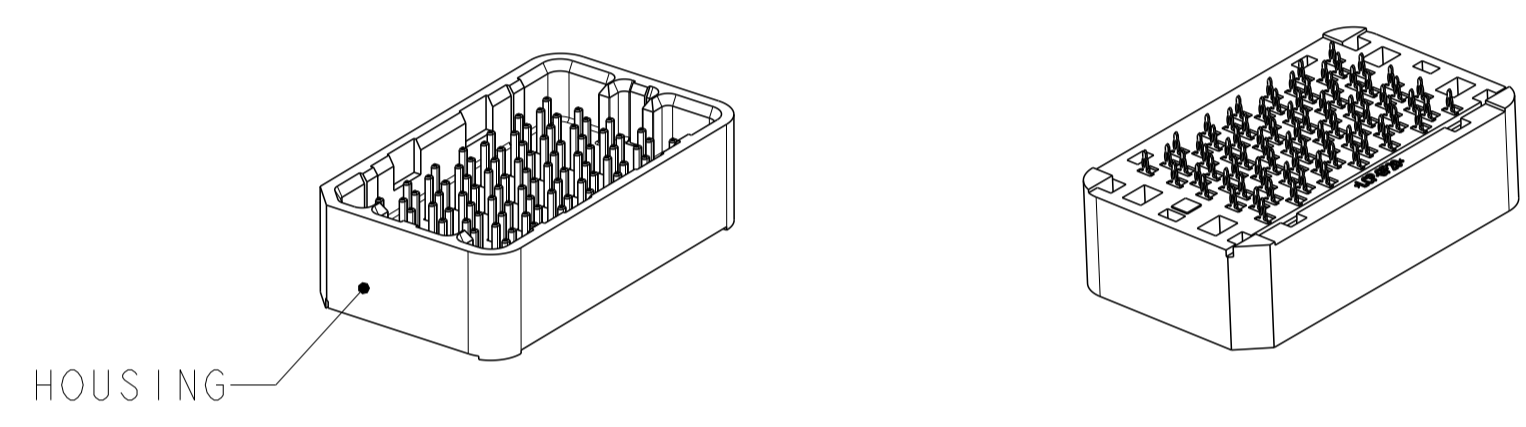
\* SIZE 2 AND SIZE 3 ARE ALSO AVAILABLE

THIS DRAWING IS A CONTROLLED DOCUMENT.		DWN HAMNER 30 JUN 2010	TE Connectivity																						
DIMENSIONS:		CHK D. TROUT 06 JUL 2010																							
mm	TOLERANCES UNLESS OTHERWISE SPECIFIED:	APVD J. FEDDER 06 JUL 2010	NAME HEADER ASSEMBLY, HALF-WIDE, 24/83, STRADA MESA MEZZANINE CONNECTOR																						
<table border="1"> <tr><td>0 PLC</td><td>±</td></tr> <tr><td>2 PLC</td><td>±0.13</td></tr> <tr><td>3 PLC</td><td>±0.013</td></tr> <tr><td>4 PLC</td><td>±</td></tr> <tr><td>ANGLES</td><td>±1</td></tr> <tr><td>FINISH</td><td></td></tr> </table>	0 PLC	±	2 PLC	±0.13	3 PLC	±0.013	4 PLC	±	ANGLES	±1	FINISH		<table border="1"> <tr><td>PRODUCT SPEC</td><td>108-2375</td></tr> <tr><td>APPLICATION SPEC</td><td>114-13249</td></tr> <tr><td>SIZE</td><td>CAGE CODE</td><td>DRAWING NO</td><td>RESTRICTED TO</td></tr> <tr><td>A1</td><td>00779</td><td>C=2143410</td><td></td></tr> </table>	PRODUCT SPEC	108-2375	APPLICATION SPEC	114-13249	SIZE	CAGE CODE	DRAWING NO	RESTRICTED TO	A1	00779	C=2143410	
0 PLC	±																								
2 PLC	±0.13																								
3 PLC	±0.013																								
4 PLC	±																								
ANGLES	±1																								
FINISH																									
PRODUCT SPEC	108-2375																								
APPLICATION SPEC	114-13249																								
SIZE	CAGE CODE	DRAWING NO	RESTRICTED TO																						
A1	00779	C=2143410																							
MATERIAL	△	WEIGHT	CUSTOMER DRAWING																						
SCALE 6:1		SHEET 1 OF 4	REV A																						

LOC	DIST	REVISIONS					
GP	00	P	LYR	DESCRIPTION	DATE	DMN	APVD
		-		SEE SHEET 1	-	-	-



ISOMETRIC VIEW  
 TYPICAL CONFIGURATION FOR 14mm THRU 42mm  
 28mm SHOWN  
 SCALE 2:1



ISOMETRIC VIEWS  
 TYPICAL CONFIGURATION FOR 8mm THRU 13mm  
 8mm SHOWN  
 SCALE 2:1

△	41.8	42mm	MATTE Sn	9-2143410-2
△	40.8	41mm	MATTE Sn	9-2143410-1
YES	39.8	40mm	MATTE Sn	9-2143410-0
△	38.8	39mm	MATTE Sn	8-2143410-9
△	37.8	38mm	MATTE Sn	8-2143410-8
△	36.8	37mm	MATTE Sn	8-2143410-7
△	35.8	36mm	MATTE Sn	8-2143410-6
△	34.8	35mm	MATTE Sn	8-2143410-5
△	33.8	34mm	MATTE Sn	8-2143410-4
△	32.8	33mm	MATTE Sn	8-2143410-3
△	31.8	32mm	MATTE Sn	8-2143410-2
△	30.8	31mm	MATTE Sn	8-2143410-1
△	29.8	30mm	MATTE Sn	8-2143410-0
△	28.8	29mm	MATTE Sn	7-2143410-9
△	27.8	28mm	MATTE Sn	7-2143410-8
△	26.8	27mm	MATTE Sn	7-2143410-7
△	25.8	26mm	MATTE Sn	7-2143410-6
YES	24.8	25mm	MATTE Sn	7-2143410-5
△	23.8	24mm	MATTE Sn	7-2143410-4
△	22.8	23mm	MATTE Sn	7-2143410-3
△	21.8	22mm	MATTE Sn	7-2143410-2
△	20.8	21mm	MATTE Sn	7-2143410-1
△	19.8	20mm	MATTE Sn	7-2143410-0
△	18.8	19mm	MATTE Sn	6-2143410-9
△	17.8	18mm	MATTE Sn	6-2143410-8
△	16.8	17mm	MATTE Sn	6-2143410-7
YES	15.8	16mm	MATTE Sn	6-2143410-6
△	14.8	15mm	MATTE Sn	6-2143410-5
△	13.8	14mm	MATTE Sn	6-2143410-4
△	12.8	13mm	MATTE Sn	6-2143410-3
△	11.8	12mm	MATTE Sn	6-2143410-2
△	10.8	11mm	MATTE Sn	6-2143410-1
△	9.8	10mm	MATTE Sn	6-2143410-0
△	8.8	9mm	MATTE Sn	5-2143410-9
△	7.8	8mm	MATTE Sn	5-2143410-8
TOOLED	DIM H	STACK HEIGHT	CONTACT TAIL PLATING	PART NUMBER

△	41.8	42mm	Sn/Pb	4-2143410-2
△	40.8	41mm	Sn/Pb	4-2143410-1
YES	39.8	40mm	Sn/Pb	4-2143410-0
△	38.8	39mm	Sn/Pb	3-2143410-9
△	37.8	38mm	Sn/Pb	3-2143410-8
△	36.8	37mm	Sn/Pb	3-2143410-7
△	35.8	36mm	Sn/Pb	3-2143410-6
△	34.8	35mm	Sn/Pb	3-2143410-5
△	33.8	34mm	Sn/Pb	3-2143410-4
△	32.8	33mm	Sn/Pb	3-2143410-3
△	31.8	32mm	Sn/Pb	3-2143410-2
△	30.8	31mm	Sn/Pb	3-2143410-1
△	29.8	30mm	Sn/Pb	3-2143410-0
△	28.8	29mm	Sn/Pb	2-2143410-9
△	27.8	28mm	Sn/Pb	2-2143410-8
△	26.8	27mm	Sn/Pb	2-2143410-7
△	25.8	26mm	Sn/Pb	2-2143410-6
YES	24.8	25mm	Sn/Pb	2-2143410-5
△	23.8	24mm	Sn/Pb	2-2143410-4
△	22.8	23mm	Sn/Pb	2-2143410-3
△	21.8	22mm	Sn/Pb	2-2143410-2
△	20.8	21mm	Sn/Pb	2-2143410-1
△	19.8	20mm	Sn/Pb	2-2143410-0
△	18.8	19mm	Sn/Pb	1-2143410-9
△	17.8	18mm	Sn/Pb	1-2143410-8
△	16.8	17mm	Sn/Pb	1-2143410-7
YES	15.8	16mm	Sn/Pb	1-2143410-6
△	14.8	15mm	Sn/Pb	1-2143410-5
△	13.8	14mm	Sn/Pb	1-2143410-4
△	12.8	13mm	Sn/Pb	1-2143410-3
△	11.8	12mm	Sn/Pb	1-2143410-2
△	10.8	11mm	Sn/Pb	1-2143410-1
△	9.8	10mm	Sn/Pb	1-2143410-0
△	8.8	9mm	Sn/Pb	2143410-9
△	7.8	8mm	Sn/Pb	2143410-8
TOOLED	DIM H	STACK HEIGHT	CONTACT TAIL PLATING	PART NUMBER

THIS DRAWING IS A CONTROLLED DOCUMENT. DWN: HAMNER 30JUN2010  
 CHK: D. TROUT 06JUL2010  
 APVD: J. FEDDER 06JUL2010

**STE** TE Connectivity

NAME: HEADER ASSEMBLY, HALF-WIDE, 24/83, STRADA MESA MEZZANINE CONNECTOR

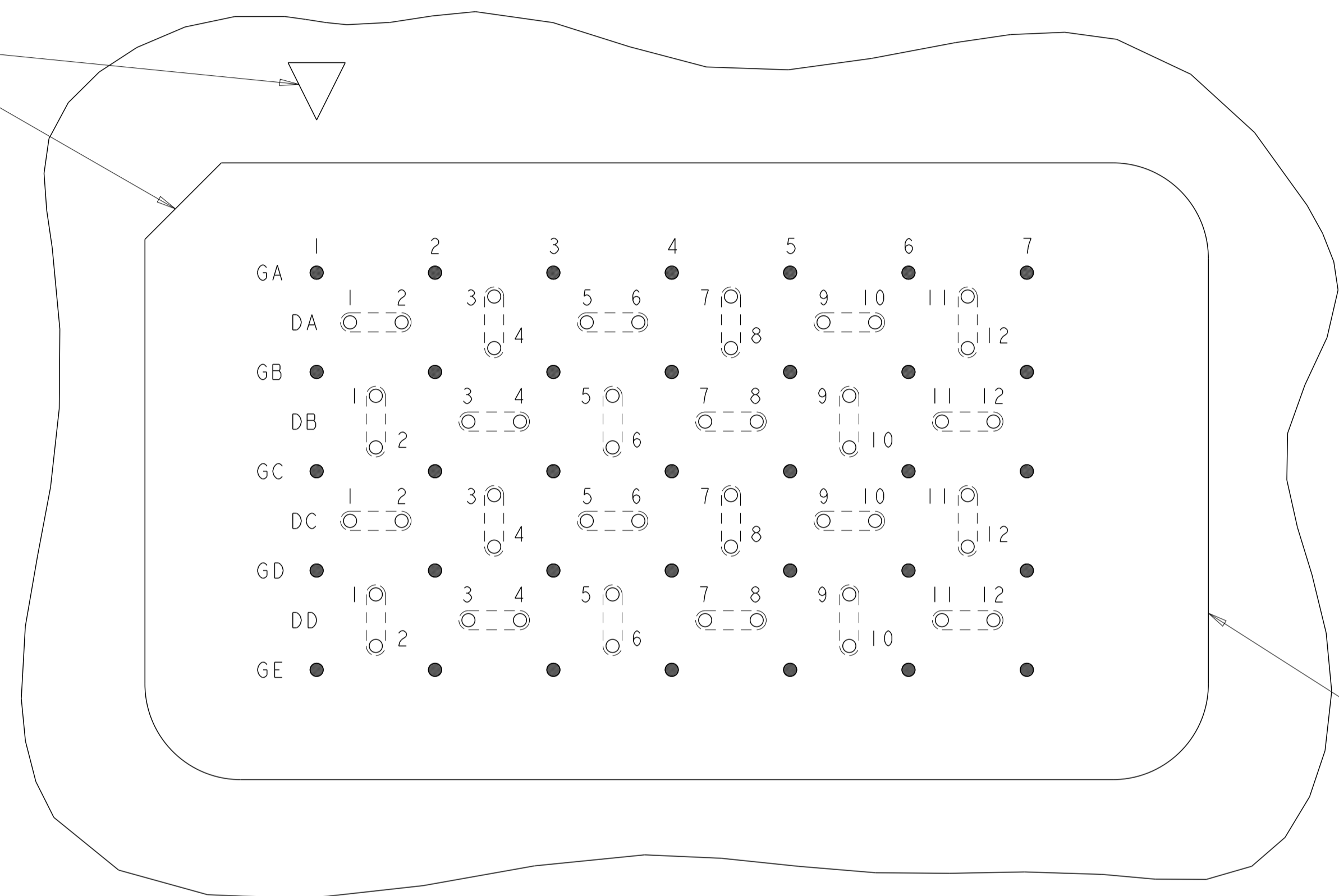
PRODUCT SPEC: 108-2375  
 APPLICATION SPEC: 114-13249

SIZE: A1 CAGE CODE: 00779 DRAWING NO: 2143410  
 WEIGHT: -  
 CUSTOMER DRAWING

SCALE: 6:1 SHEET 2 OF 4 REV A

LOC	DIST	REVISIONS					
GP	00	P	LTN	DESCRIPTION	DATE	DWN	APVD
-	-	-	-	SEE SHEET 1	-	-	-

A1 CORNER INDICATORS.

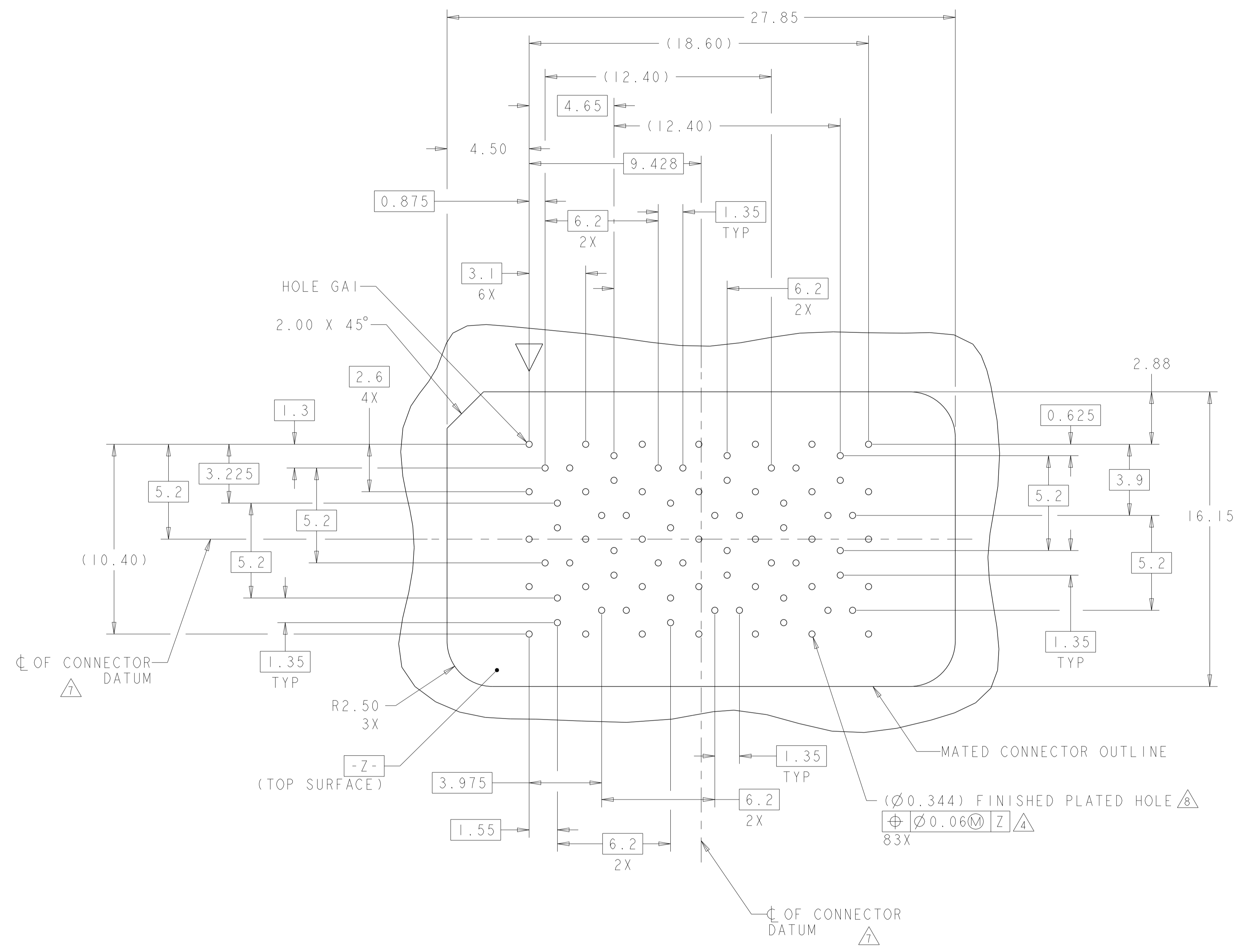


MATED CONNECTOR OUTLINE  
 SEE SHEET 4 FOR LOCATION TO HOLES

**PCB LAYOUT AND PIN IDENTIFICATION**   
 SHOWN FROM CONNECTOR SIDE  
 SCALE 9:1

THIS DRAWING IS A CONTROLLED DOCUMENT.		DWN HAMNER	30 JUN 2010	TE Connectivity
DIMENSIONS:		CHK D. TROUT	06 JUL 2010	
mm	TOLERANCES UNLESS OTHERWISE SPECIFIED:	APVD J. FEDDER	06 JUL 2010	NAME HEADER ASSEMBLY, HALF-WIDE, 24/83, STRADA MESA MEZZANINE CONNECTOR
	0 PLC ±	PRODUCT SPEC	108-2375	SIZE A100779
	2 PLC ±0.13	APPLICATION SPEC	114-13249	CAGE CODE C=2143410
	3 PLC ±0.013	WEIGHT	-	RESTRICTED TO
	4 PLC ±	CUSTOMER DRAWING	SCALE 6:1	SHEET 3 OF 4
MATERIAL	FINISH			REV A

LOC	DIST	REVISIONS			
P	LYR	DESCRIPTION	DATE	OWN	APVD
GP	00	SEE SHEET 1	-	-	-



**PCB HOLE PATTERN**  
 SHOWN FROM CONNECTOR SIDE  
 SCALE 7:1

THIS DRAWING IS A CONTROLLED DOCUMENT.		OWN HAMNER 30JUN2010	TE Connectivity
DIMENSIONS: mm		CHK D. TROUT 06JUL2010	
TOLERANCES UNLESS OTHERWISE SPECIFIED: 0 PLC ±. 1 PLC ±. 2 PLC ±0.13 3 PLC ±0.013 4 PLC ±. ANGLES ±1		APVD J. FEDDER 06JUL2010	NAME
MATERIAL		PRODUCT SPEC	HEADER ASSEMBLY, HALF-WIDE, 24/83, STRADA MESA MEZZANINE CONNECTOR
FINISH		APPLICATION SPEC	RESTRICTED TO
CUSTOMER DRAWING		114-13249	SIZE CAGE CODE DRAWING NO
SCALE 6:1		WEIGHT	A100779C=2143410
SHEET 4 OF 4		REV A	