



Chipsmall Limited consists of a professional team with an average of over 10 year of expertise in the distribution of electronic components. Based in Hongkong, we have already established firm and mutual-benefit business relationships with customers from,Europe,America and south Asia,supplying obsolete and hard-to-find components to meet their specific needs.

With the principle of “Quality Parts,Customers Priority,Honest Operation,and Considerate Service”,our business mainly focus on the distribution of electronic components. Line cards we deal with include Microchip,ALPS,ROHM,Xilinx,Pulse,ON,Everlight and Freescale. Main products comprise IC,Modules,Potentiometer,IC Socket,Relay,Connector.Our parts cover such applications as commercial,industrial, and automotives areas.

We are looking forward to setting up business relationship with you and hope to provide you with the best service and solution. Let us make a better world for our industry!



Contact us

Tel: +86-755-8981 8866 Fax: +86-755-8427 6832

Email & Skype: info@chipsmall.com Web: www.chipsmall.com

Address: A1208, Overseas Decoration Building, #122 Zhenhua RD., Futian, Shenzhen, China



Subminiature Fuse, 2.3 x 8 mm, Quick-Acting F, IEC, 125 VAC, 125 VDC



UL 248-14 · 125 VAC · 125 VDC · Quick-Acting F

See below:
[Approvals and Compliances](#)

Description

- High breaking capacity

References

[Packaging Details](#)

Weblinks

[pdf datasheet](#), [html-datasheet](#), [General Product Information](#), [Packaging details](#), [Distributor-Stock-Check](#), [Detailed request for product](#)

Technical Data

Rated Voltage	32 - 125VAC, 32 - 125VDC
Rated current	0.063 - 15 A
Breaking Capacity	50 A - 300 A
Characteristic	Quick-Acting F
Admissible Ambient Air Temp.	-55 °C to 85 °C
Climatic Category	55/085/56 acc. to IEC 60068-1
Material: Tube	Ceramic
Material: Axial Leads	Tin-Plated Copper
Unit Weight	0.46 g
Storage Conditions	0 °C to 60 °C, max. 70% r.h.
Product Marking	Rated current

Soldering Methods	Wave Soldering Profile
Solderability	235 °C / 2 sec acc. to IEC 60068-2-20, Test Ta, method 1
Resistance to Soldering Heat	260 °C / 5 sec acc. to IEC 60068-2-20, Test Tb, method 1A



Approvals and Compliances

Detailed information on product approvals, code requirements, usage instructions and detailed test conditions can be looked up in [Details about Approvals](#)

Approvals



The approval mark is used by the testing authorities to certify compliance with the safety requirements placed on electronic products.

Approval Reference Type: 172322

Approval Logo	Certificates	Certification Body	Description
	UL Approvals	UL	UL File Number: E42088
 GAM T1	CSA Approvals	CSA	CSA Certification Record: 34549

Product standards

Product standards that are referenced

Organization	Design	Standard	Description
	Designed according to	UL 248-14	Low voltage fuses - Part 14: Additional fuses
	Designed according to	CSA22.2 No. 248.14	Low-Voltage Fuses - Part 14: Supplemental Fuses





Application standards

Application standards where the product can be used

Organization	Design	Standard	Description
	Designed for applications acc.	IEC/UL 60950	IEC 60950-1 includes the basic requirements for the safety of information technology equipment.

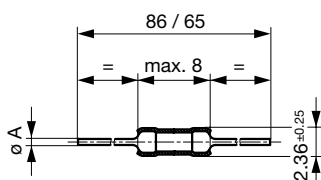
Compliances

The product complies with following Guide Lines

Identification	Details	Initiator	Description
	CE declaration of conformity	SCHURTER AG	The CE marking declares that the product complies with the applicable requirements laid down in the harmonisation of Community legislation on its affixing in accordance with EU Regulation 765/2008.
	RoHS	SCHURTER AG	EU Directive RoHS 2011/65/EU
	China RoHS	SCHURTER AG	The law SJ / T 11363-2006 (China RoHS) has been in force since 1 March 2007. It is similar to the EU directive RoHS.
	REACH	SCHURTER AG	On 1 June 2007, Regulation (EC) No 1907/2006 on the Registration, Evaluation, Authorization and Restriction of Chemicals 1 (abbreviated as "REACH") entered into force.

Dimension [mm]

8 mm

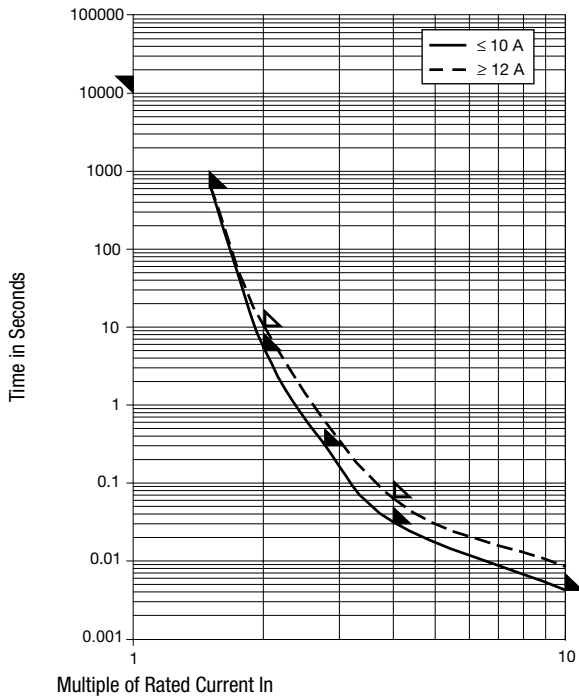


In ≤ 10 A: ØA = 0.62 mm
 In > 10 A: ØA = 0.82 mm



Pre-Arcing Time




Rated Current In	1.0 x In min.	1.5 x In max.	2.0 x In max.	2.75 x In max.	4.0 x In max.	10.0 x In max.
0.063 A - 10 A	4 h	10 min	5 s	300 ms	30 ms	4 ms
12 A - 15 A	4 h	10 min	10 s	-	60 ms	-




Time-Current-Curves



All Variants

Rated Current [A]	Rated Voltage [VAC]	Rated Voltage [VDC]	Breaking Capacity	Voltage Drop 1.0 I _n typ. [mV]	Power Dissipation 1.0 I _n typ. [mW]	Melting I ² t 10.0 Intyp. [A ² s]	  GAM T1	Order Number
0.063	125	125	1)	1050	66	0.0008	● ●	7010.7010.13
0.063	125	125	1)	1050	66	0.0008	● ●	7010.7010.37
0.063	125	125	1)	1050	66	0.0008	● ●	7010.7010.39
0.063	125	125	1)	1050	66	0.0008	● ●	7010.7010.47
-	125	125	1)	1050	66	0.0008	● ●	7010.7010.49
0.125	125	125	1)	900	115	0.0036	● ● ●	7010.7020.13
0.125	125	125	1)	900	115	0.0036	● ● ●	7010.7020.37
0.125	125	125	1)	900	115	0.0036	● ● ●	7010.7020.39
0.125	125	125	1)	900	115	0.0036	● ● ●	7010.7020.47
0.125	125	125	1)	900	115	0.0036	● ● ●	7010.7020.49
0.25	125	125	1)	325	82	0.0094	● ● ●	7010.7030.13
0.25	125	125	1)	325	82	0.0094	● ● ●	7010.7030.37
0.25	125	125	1)	325	82	0.0094	● ● ●	7010.7030.39
0.25	125	125	1)	325	82	0.0094	● ● ●	7010.7030.47
0.25	125	125	1)	325	82	0.0094	● ● ●	7010.7030.49
0.375	125	125	1)	245	92	0.019	● ● ●	7010.7040.13
0.375	125	125	1)	245	92	0.019	● ● ●	7010.7040.37
0.375	125	125	1)	245	92	0.019	● ● ●	7010.7040.39
0.375	125	125	1)	245	92	0.019	● ● ●	7010.7040.47
0.375	125	125	1)	245	92	0.019	● ● ●	7010.7040.49
0.5	125	125	1)	260	130	0.07	● ● ●	7010.7050.13
0.5	125	125	1)	260	130	0.07	● ● ●	7010.7050.37
0.5	125	125	1)	260	130	0.07	● ● ●	7010.7050.39
0.5	125	125	1)	260	130	0.07	● ● ●	7010.7050.47
0.5	125	125	1)	260	130	0.07	● ● ●	7010.7050.49
0.75	125	125	1)	245	185	0.18	● ● ●	7010.7060.13
0.75	125	125	1)	245	185	0.18	● ● ●	7010.7060.37
0.75	125	125	1)	245	185	0.18	● ● ●	7010.7060.39

Rated Current [A]	Rated Voltage [VAC]	Rated Voltage [VDC]	Breaking Capacity	Voltage Drop 1.0 In typ. [mV]	Power Dissipation 1.0 I _n typ. [mW]	Melting I ² t 10.0 Intyp. [A ² s]	  			Order Number
0.75	125	125	1)	245	185	0.18	●	●	●	7010.7060.47
0.75	125	125	1)	245	185	0.18	●	●	●	7010.7060.49
1	125	125	1)	210	210	0.3	●	●	●	7010.7070.13
1	125	125	1)	210	210	0.3	●	●	●	7010.7070.37
1	125	125	1)	210	210	0.3	●	●	●	7010.7070.39
1	125	125	1)	210	210	0.3	●	●	●	7010.7070.47
1	125	125	1)	210	210	0.3	●	●	●	7010.7070.49
1.5	125	125	1)	230	345	0.38	●	●	●	7010.7080.13
1.5	125	125	1)	230	345	0.38	●	●	●	7010.7080.37
1.5	125	125	1)	230	345	0.38	●	●	●	7010.7080.39
1.5	125	125	1)	230	345	0.38	●	●	●	7010.7080.47
1.5	125	125	1)	230	345	0.38	●	●	●	7010.7080.49
2	125	125	1)	190	380	1.1	●	●	●	7010.7090.13
2	125	125	1)	190	380	1.1	●	●	●	7010.7090.37
2	125	125	1)	190	380	1.1	●	●	●	7010.7090.39
2	125	125	1)	190	380	1.1	●	●	●	7010.7090.47
2	125	125	1)	190	380	1.1	●	●	●	7010.7090.49
2.5	125	125	1)	175	440	1.4	●	●	●	7010.7100.13
2.5	125	125	1)	175	440	1.4	●	●	●	7010.7100.39
2.5	125	125	1)	175	440	1.4	●	●	●	7010.7100.47
2.5	125	125	1)	175	440	1.4	●	●	●	7010.7100.49
3	125	125	1)	170	510	2	●	●	●	7010.7110.13
3	125	125	1)	170	510	2	●	●	●	7010.7110.39
3	125	125	1)	170	510	2	●	●	●	7010.7110.47
3	125	125	1)	170	510	2	●	●	●	7010.7110.49
3.5	32	32	2)	160	560	2.6	●	●	●	7010.7180.13
3.5	32	32	2)	160	560	2.6	●	●	●	7010.7180.37
3.5	32	32	2)	160	560	2.6	●	●	●	7010.7180.39
3.5	32	32	2)	160	560	2.6	●	●	●	7010.7180.47
3.5	32	32	2)	160	560	2.6	●	●	●	7010.7180.49
4	125	125	1)	180	720	4	●	●	●	7010.7120.13
4	125	125	1)	180	720	4	●	●	●	7010.7120.37
4	125	125	1)	180	720	4	●	●	●	7010.7120.39
4	125	125	1)	180	720	4	●	●	●	7010.7120.47
4	125	125	1)	180	720	4	●	●	●	7010.7120.49
5	125	125	1)	170	850	6.2	●	●	●	7010.7130.13
5	125	125	1)	170	850	6.2	●	●	●	7010.7130.37
5	125	125	1)	170	850	6.2	●	●	●	7010.7130.39
5	125	125	1)	170	850	6.2	●	●	●	7010.7130.47
5	125	125	1)	170	850	6.2	●	●	●	7010.7130.49
7	125	125	1)	135	945	13	●	●	●	7010.7140.13
7	125	125	1)	135	945	13	●	●	●	7010.7140.37
7	125	125	1)	135	945	13	●	●	●	7010.7140.39
7	125	125	1)	135	945	13	●	●	●	7010.7140.47
7	125	125	1)	135	945	13	●	●	●	7010.7140.49
10	125	125	1)	130	1300	39	●	●	●	7010.7150.13
10	125	125	1)	130	1300	39	●	●	●	7010.7150.37
10	125	125	1)	130	1300	39	●	●	●	7010.7150.39
10	125	125	1)	130	1300	39	●	●	●	7010.7150.47
10	125	125	1)	130	1300	39	●	●	●	7010.7150.49
12	32	32	2)	130	1450	57	●	●	●	7010.7160.13
12	32	32	2)	130	1450	57	●	●	●	7010.7160.37
12	32	32	2)	130	1450	57	●	●	●	7010.7160.39
12	32	32	2)	130	1450	57	●	●	●	7010.7160.47

Rated Current [A]	Rated Voltage [VAC]	Rated Voltage [VDC]	Breaking Capacity	Voltage Drop 1.0 In typ. [mV]	Power Dissipation 1.0 I _n typ. [mW]	Melting I ² t 10.0 Intyp. [A ² s]				Order Number
12	32	32	2)	130	1450	57	●	●	●	7010.7160.49
15	32	32	2)	120	1800	90	●	●	●	7010.7170.13
15	32	32	2)	120	1800	90	●	●	●	7010.7170.37
15	32	32	2)	120	1800	90	●	●	●	7010.7170.47
15	32	32	2)	120	1800	90	●	●	●	7010.7170.49

Most Popular.

Availability for all products can be searched real-time: <https://www.schurter.com/en/Stock-Check/Stock-Check-SCHURTER>

1) UL: 50 A @ 125 VAC, p.f. ≥ 0.95 / 300 A @ 125 VDC

1) CSA: 300 A @ 125 VAC/DC

2) UL: 50 A @ 32 VAC, p.f. ≥ 0.95 / 300 A @ 32 VDC

2) CSA: 300 A @ 32 VAC/DC

Packaging Unit

- .xx = .13 Plastic Bag, Fuse Length 86 mm (100 pcs.)
- .xx = .37 Taped 19 cm Reel, Fuse Length 65 mm (1500 pcs.)
- .xx = .39 Taped 19 cm Reel, Fuse Length 65 mm (5000 pcs.)
- .xx = .47 Taped 19 cm Reel, Fuse Length 86 mm (1500 pcs.)
- .xx = .49 Taped 19 cm Reel, Fuse Length 85 mm (5000 pcs.)