



Chipsmall Limited consists of a professional team with an average of over 10 year of expertise in the distribution of electronic components. Based in Hongkong, we have already established firm and mutual-benefit business relationships with customers from,Europe,America and south Asia,supplying obsolete and hard-to-find components to meet their specific needs.

With the principle of "Quality Parts,Customers Priority,Honest Operation,and Considerate Service",our business mainly focus on the distribution of electronic components. Line cards we deal with include Microchip,ALPS,ROHM,Xilinx,Pulse,ON,Everlight and Freescale. Main products comprise IC,Modules,Potentiometer,IC Socket,Relay,Connector.Our parts cover such applications as commercial,industrial, and automotives areas.

We are looking forward to setting up business relationship with you and hope to provide you with the best service and solution. Let us make a better world for our industry!



Contact us

Tel: +86-755-8981 8866 Fax: +86-755-8427 6832

Email & Skype: info@chipsmall.com Web: www.chipsmall.com

Address: A1208, Overseas Decoration Building, #122 Zhenhua RD., Futian, Shenzhen, China



Surface Mount Fuse, 7 x 2.54 mm, Quick-Acting F, 125 VAC, 125 VDC



UL 248-14 · 125 VAC · 125 VDC · Quick-Acting F

See below:

[Approvals and Compliances](#)**Description**

- High breaking capacity
- Directly solderable on printed circuit boards


Applications

- Telecom
- Household appliances

References[Packaging Details](#)Round Solder Pads Type [172876](#)**Weblinks**

[pdf datasheet](#), [html-datasheet](#), [General Product Information](#), [Packaging details](#), [Distributor-Stock-Check](#), [Detailed request for product](#)

Technical Data

Rated Voltage	63 - 125 VAC, 65 - 125 VDC
Rated current	0.063 - 15 A
Breaking Capacity	300 A
Characteristic	Quick-Acting F
Mounting	PCB,SMT
Admissible Ambient Air Temp.	-55 °C to 85 °C
Climatic Category	55/085/56 acc. to IEC 60068-1
Material: Tube	Ceramic
Material: Endcaps	Tin-Plated Copper Alloy
Unit Weight	0.15 g
Storage Conditions	0 °C to 60 °C, max. 70% r.h.
Product Marking	 , Rated current

Soldering Methods	Reflow, Wave Soldering Profile
Solderability	235 °C / 2 sec acc. to IEC 60068-2-58, Test Td
Resistance to Soldering Heat	260 °C / 10 sec acc. to IEC 60068-2-58, Test Td


Approvals and Compliances

Detailed information on product approvals, code requirements, usage instructions and detailed test conditions can be looked up in [Details about Approvals](#)

Approvals



The approval mark is used by the testing authorities to certify compliance with the safety requirements placed on electronic products.

Approval Reference Type: MKF

Approval Logo	Certificates	Certification Body	Description
	UL Approvals	UL	UL File Number: E42088

Product standards

Product standards that are referenced

Organization	Design	Standard	Description
	Designed according to	UL 248-14	Low voltage fuses - Part 14: Additional fuses
	Designed according to	CSA22.2 No. 248.14	Low-Voltage Fuses - Part 14: Supplemental Fuses





Application standards

Application standards where the product can be used

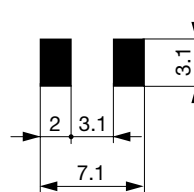
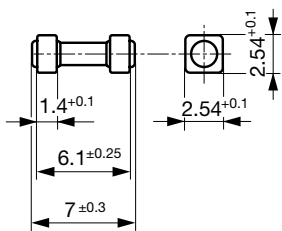
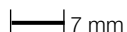
Organization	Design	Standard	Description
	Designed for applications acc.	IEC/UL 60950	IEC 60950-1 includes the basic requirements for the safety of information technology equipment.

Compliances

The product complies with following Guide Lines

Identification	Details	Initiator	Description
	CE declaration of conformity	SCHURTER AG	The CE marking declares that the product complies with the applicable requirements laid down in the harmonisation of Community legislation on its affixing in accordance with EU Regulation 765/2008.
	RoHS	SCHURTER AG	EU Directive RoHS 2011/65/EU
	China RoHS	SCHURTER AG	The law SJ / T 11363-2006 (China RoHS) has been in force since 1 March 2007. It is similar to the EU directive RoHS.
	REACH	SCHURTER AG	On 1 June 2007, Regulation (EC) No 1907/2006 on the Registration, Evaluation, Authorization and Restriction of Chemicals 1 (abbreviated as "REACH") entered into force.

Dimension [mm]

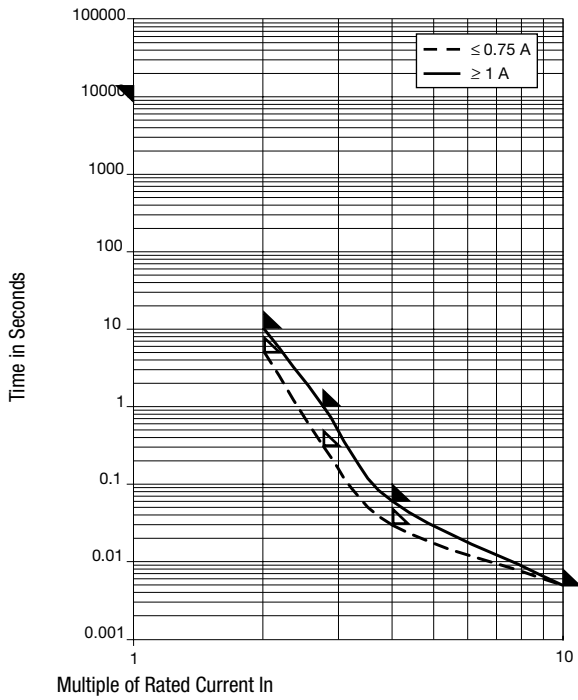


Soldering pads


Pre-Arcing Time


Rated Current In	1.0 x In min.	2.0 x In max.	2.75 x In max.	4.0 x In max.	10.0 x In max.
0.063 A - 0.75 A	4 h	5 s	300 ms	30 ms	5 ms
1 A - 15 A	4 h	10 s	-	60 ms	5 ms

Time-Current-Curves



All Variants

Rated Current [A]	Rated Voltage [VAC]	Rated Voltage [VDC]	Breaking Capacity	Voltage Drop 1.0 I _n typ. [mV]	Power Dissipation 1.0 I _n typ. [mW]	Melting I ² t 10.0 I _n typ. [A ² s]		Order Number
0.063	125	125	1)	505	32	0.00022	●	7010.9900.03
0.063	125	125	1)	505	32	0.00022	●	7010.9900.57
0.125	125	125	1)	590	74	0.0024	●	7010.9901.03
0.125	125	125	1)	590	74	0.0024	●	7010.9901.57
0.25	125	125	1)	235	59	0.0061	●	7010.9902.03
0.25	125	125	1)	235	59	0.0061	●	7010.9902.57
0.375	125	125	1)	205	77	0.012	●	7010.9903.03
0.375	125	125	1)	205	77	0.012	●	7010.9903.57
0.5	125	125	1)	190	95	0.046	●	7010.9904.03
0.5	125	125	1)	190	95	0.046	●	7010.9904.57
0.75	125	125	1)	170	128	0.09	●	7010.9905.03
0.75	125	125	1)	170	128	0.09	●	7010.9905.57
1	125	125	1)	155	155	0.11	●	7010.9906.03
1	125	125	1)	155	155	0.11	●	7010.9906.57
1.5	125	125	1)	160	240	0.25	●	7010.9907.03
1.5	125	125	1)	160	240	0.25	●	7010.9907.57
2	125	125	1)	150	300	0.72	●	7010.9908.03
2	125	125	1)	150	300	0.72	●	7010.9908.57
2.5	125	125	1)	145	363	0.91	●	7010.9909.03
2.5	125	125	1)	145	363	0.91	●	7010.9909.57
3	125	125	1)	145	435	1.3	●	7010.9910.03
3	125	125	1)	145	435	1.3	●	7010.9910.57
3.5	125	125	1)	140	490	1.7	●	7010.9911.03
3.5	125	125	1)	140	490	1.7	●	7010.9911.57
4	125	125	1)	135	540	2.6	●	7010.9912.03
4	125	125	1)	135	540	2.6	●	7010.9912.57
5	63	125	2)	125	625	4	●	7010.9913.03
5	125	63	2)	125	625	4	●	7010.9913.57

Rated Current [A]	Rated Voltage [VAC]	Rated Voltage [VDC]	Breaking Capacity	Voltage Drop 1.0 In typ. [mV]	Power Dissipation 1.0 I _n typ. [mW]	Melting I ² t 10.0 Intyp. [A ² s]		Order Number
7	63	125	2)	125	875	8.5	●	7010.9914.03
7	125	63	2)	125	875	8.5	●	7010.9914.57
10	65	65	3)	110	1100	31	●	7010.9915.03
10	65	65	3)	110	1100	31	●	7010.9915.57
12	65	65	3)	110	1320	48	●	7010.9916.03
12	65	65	3)	110	1320	48	●	7010.9916.57
15	65	65	3)	100	1500	92	●	7010.9917.03
15	65	65	3)	100	1500	92	●	7010.9917.57

Availability for all products can be searched real-time: <https://www.schurter.com/en/Stock-Check/Stock-Check-SCHURTER>

- 1) 300 A @ 125 VAC , p.f. ≥ 0.95 / 300 A @ 125 VDC
- 2) 300 A @ 63 VAC , p.f. ≥ 0.95 / 300 A @ 125 VDC
- 3) 300 A @ 65 VAC , p.f. ≥ 0.95 / 300 A @ 65 VDC

Packaging Unit	
.xx = .03 Blister Tape of 100 pcs. in Plastic Bag	
.xx = .55 Blister Tape 18 cm Reel (500 pcs.)	
.xx = .57 Blister Tape 18 cm Reel (1500 pcs.)	