



Chipsmall Limited consists of a professional team with an average of over 10 year of expertise in the distribution of electronic components. Based in Hongkong, we have already established firm and mutual-benefit business relationships with customers from,Europe,America and south Asia,supplying obsolete and hard-to-find components to meet their specific needs.

With the principle of "Quality Parts,Customers Priority,Honest Operation,and Considerate Service",our business mainly focus on the distribution of electronic components. Line cards we deal with include Microchip,ALPS,ROHM,Xilinx,Pulse,ON,Everlight and Freescale. Main products comprise IC,Modules,Potentiometer,IC Socket,Relay,Connector.Our parts cover such applications as commercial,industrial, and automotives areas.

We are looking forward to setting up business relationship with you and hope to provide you with the best service and solution. Let us make a better world for our industry!



Contact us

Tel: +86-755-8981 8866 Fax: +86-755-8427 6832

Email & Skype: info@chipsmall.com Web: www.chipsmall.com

Address: A1208, Overseas Decoration Building, #122 Zhenhua RD., Futian, Shenzhen, China



A

B

C

D

A

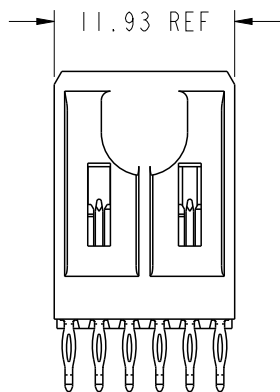
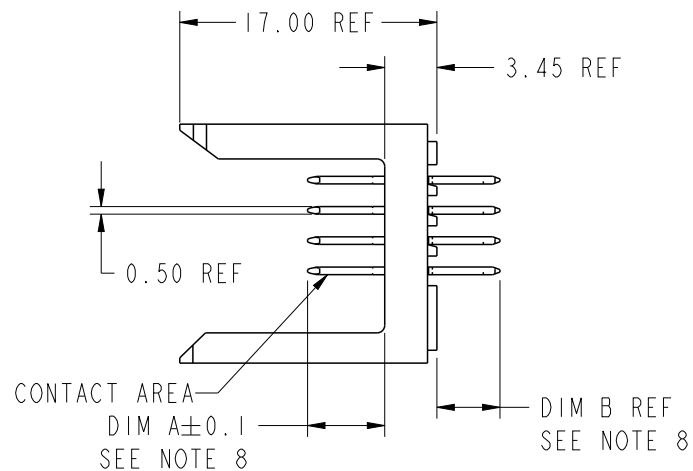
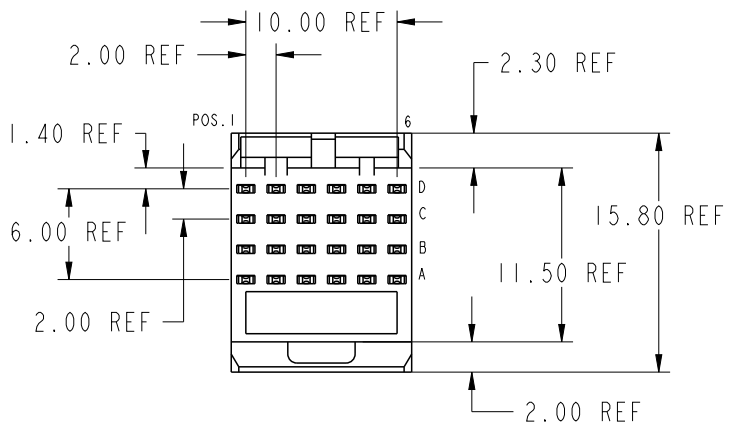
B

C

D

PRODUCT NUMBER

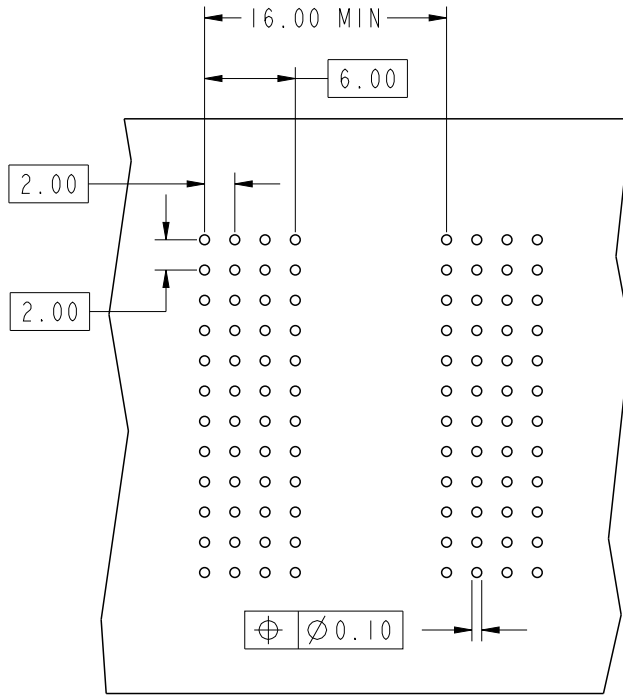
70232-XYLF



PLATING IN CONTACT AREA		
DASH NUMBER	PERFORMANCE LEVEL	NOTES
-AYLF	TELCORDIA CO	SEE NOTE 10
-NIYLF	TELCORDIA CO (NXT) IEC CLASS I	SEE NOTE 10
-N5YLF	TELCORDIA UE (NXT)	SEE NOTE 10
-IYLF	TELCORDIA CO IEC CLASS I	SEE NOTE 10
-2YLF	TELECOM CLASS	SEE NOTE 10
-5YLF	TELCORDIA UE	SEE NOTE 10



spec ref *		dr Terran Huang		2010/07/08		projection 	mm 	size	A4	scale	2:1
tolerance std ASME Y14.5		eng Narayanan, Aru		2018/06/01				ecn no		ELX-I-30217-1	
TOLERANCES UNLESS OTHERWISE SPECIFIED		chr -		-				rel level		Released	
surface ASME Y14.5	linear	0.X	±0.3	Amphenol FCi	title			dwg no	70232	rev	AR
		0.XX	±0.13		METRAL SIGNAL HEADER						
		0.XXX	±0.051		I MOD, 4 ROW PRESS-FIT						
	angular	0°	±2°	www.fci.com		cat. no.		Product - Customer Drw		sheet 1 of 8	



REQUIRED PC BOARD LAYOUT
COMPONENT SIDE

KEY		
CODE	DIMENSIONS	
	DIM "A" MATE	DIM "B" TAIL
1	5.00	4.30
2	5.75	4.30
3	6.50	4.30
4	7.25	4.30
5	5.00	13.60
6	5.75	13.60
7	6.50	13.60
8	7.25	13.60
9	5.00	17.00
10	5.75	17.00
11	6.50	17.00
12	7.25	17.00
13	8.25	4.30
14	8.25	13.60
15	8.25	17.00
19	8.00	4.30
20	8.00	13.60
21	8.00	17.00

NOTE:
1. MIN PCB THICKNESS = 1.6mm

SEE PRINT 58351 FOR
ADDITIONAL PCB INFORMATION

spec ref	*	dr	Terran Huang	2010/07/08	projection 	mm 	size	A4	scale	2:1
tolerance std	TOLERANCES UNLESS OTHERWISE SPECIFIED	eng	Narayanan, Aru	2018/06/01			ecn no	ELX-I-30217-1		
ASME Y14.5		chr	-	-				rel level	Released	
surface	3.200 linear	appr	K-Paul Biju	2018/06/01	product family	METRAL		rev	AR	
	0.X	±0.3	Amphenol FCi	METRAL SIGNAL HEADER	dwg no	70232		sheet 2 of 8		
	0.XX	±0.13								
	0.XXX	±0.051								
ASME Y14.5	angular	0°	±2°	www.fci.com	cat. no.	-	Product - Customer Drw	sheet 2 of 8		

METRAL P/N	ROW	CONTACT CODE MOD. I					
		1	2	3	4	5	6
70232-X10LF	D	1	1	1	1	1	1
	C	2	2	2	2	2	2
	B	2	2	2	2	2	2
	A	3	3	3	3	3	3

METRAL P/N	ROW	CONTACT CODE MOD. I					
		1	2	3	4	5	6
70232-X14LF	D	4	4	4	4	4	4
	C	3	3	3	3	3	3
	B	3	3	3	3	3	3
	A	4	4	4	4	4	4

METRAL P/N	ROW	CONTACT CODE MOD. I					
		1	2	3	4	5	6
70232-X18LF	D	3	3	3	3	3	3
	C	1	1	1	1	1	1
	B	1	1	1	1	1	1
	A	1	1	1	1	1	1

METRAL P/N	ROW	CONTACT CODE MOD. I					
		1	2	3	4	5	6
70232-X22LF	D	5	5	5	5	5	5
	C	5	5	5	5	5	5
	B	5	5	5	5	5	5
	A	7	7	7	7	7	7

METRAL P/N	ROW	CONTACT CODE MOD. I					
		1	2	3	4	5	6
70232-X26LF	D	6	6	6	6	6	6
	C	6	6	6	6	6	6
	B	6	6	6	6	6	6
	A	6	6	6	6	6	6

METRAL P/N	ROW	CONTACT CODE MOD. I					
		1	2	3	4	5	6
70232-X11LF	D	1	1	1	1	1	1
	C	1	1	1	1	1	1
	B	1	1	1	1	1	1
	A	1	1	1	1	1	1

METRAL P/N	ROW	CONTACT CODE MOD. I					
		1	2	3	4	5	6
70232-X15LF	D	3	3	3	3	3	3
	C	3	3	3	3	3	3
	B	3	3	3	3	3	3
	A	3	3	3	3	3	3

METRAL P/N	ROW	CONTACT CODE MOD. I					
		1	2	3	4	5	6
70232-X19LF	D	4	4	4	4	4	4
	C	4	4	4	4	4	4
	B	4	4	4	4	4	4
	A	4	4	4	4	4	4

METRAL P/N	ROW	CONTACT CODE MOD. I					
		1	2	3	4	5	6
70232-X23LF	D	7	7	7	7	7	7
	C	6	6	6	6	6	6
	B	6	6	6	6	6	6
	A	7	7	7	7	7	7

METRAL P/N	ROW	CONTACT CODE MOD. I					
		1	2	3	4	5	6
70232-X27LF	D	7	7	7	7	7	7
	C	6	6	6	6	6	6
	B	6	6	6	6	6	6
	A	5	5	5	5	5	5

METRAL P/N	ROW	CONTACT CODE MOD. I					
		1	2	3	4	5	6
70232-X12LF	D	1	1	1	1	1	1
	C	1	1	1	1	1	1
	B	1	1	1	1	1	1
	A	3	3	3	3	3	3

METRAL P/N	ROW	CONTACT CODE MOD. I					
		1	2	3	4	5	6
70232-X16LF	D	2	2	2	2	2	2
	C	2	2	2	2	2	2
	B	2	2	2	2	2	2
	A	2	2	2	2	2	2

METRAL P/N	ROW	CONTACT CODE MOD. I					
		1	2	3	4	5	6
70232-X20LF	D	5	5	5	5	5	5
	C	6	6	6	6	6	6
	B	6	6	6	6	6	6
	A	7	7	7	7	7	7

METRAL P/N	ROW	CONTACT CODE MOD. I					
		1	2	3	4	5	6
70232-X24LF	D	8	8	8	8	8	8
	C	7	7	7	7	7	7
	B	7	7	7	7	7	7
	A	8	8	8	8	8	8

METRAL P/N	ROW	CONTACT CODE MOD. I					
		1	2	3	4	5	6
70232-X28LF	D	7	7	7	7	7	7
	C	5	5	5	5	5	5
	B	5	5	5	5	5	5
	A	5	5	5	5	5	5

METRAL P/N	ROW	CONTACT CODE MOD. I					
		1	2	3	4	5	6
70232-X13LF	D	3	3	3	3	3	3
	C	2	2	2	2	2	2
	B	2	2	2	2	2	2
	A	3	3	3	3	3	3

METRAL P/N	ROW	CONTACT CODE MOD. I					
		1	2	3	4	5	6
70232-X17LF	D	3	3	3	3	3	3
	C	2	2	2	2	2	2
	B	2	2	2	2	2	2
	A	1	1	1	1	1	1

METRAL P/N	ROW	CONTACT CODE MOD. I					
		1	2	3	4	5	6
70232-X21LF	D	5	5	5	5	5	5
	C	5	5	5	5	5	5
	B	5	5	5	5	5	5
	A	5	5	5	5	5	5

METRAL P/N	ROW	CONTACT CODE MOD. I					
		1	2	3	4	5	6
70232-X25LF	D	7	7	7	7	7	7
	C	7	7	7	7	7	7
	B	7	7	7	7	7	7
	A	7	7	7	7	7	7

METRAL P/N	ROW	CONTACT CODE MOD. I					
		1	2	3	4	5	6
70232-X29LF	D	8	8	8	8	8	8
	C	8	8	8	8	8	8
	B	8	8	8	8	8	8
	A	8	8	8	8	8	8

spec ref	*	dr	Terran Huang	2010/07/08	projection	mm	size	A4	scale	1:1							
tolerance std	ASME Y14.5	eng	Narayanan, Aru	2018/06/01			ecn no	ELX-I-30217-1									
TOLERANCES UNLESS OTHERWISE SPECIFIED		chr	-	-													
surface	3.200 linear	appr	K-Paul Biju	2018/06/01	product family	METRAL	rel level	Released									
ASME Y14.5	angular	0°	±2°	0.X	±0.3	0.XX	±0.13	0.XXX	±0.051	Amphenol FCI	title	METRAL SIGNAL HEADER	1 MOD, 4 ROW PRESS-FIT	cat. no.	-	Product - Customer Drw	sheet 3 of 8
										www.fci.com	dwg no	70232	rev	AR			

METRAL P/N	ROW	CONTACT CODE MOD. I					
		1	2	3	4	5	6
70232-X34LF	D	9	9	9	9	9	9
	C	10	10	10	10	10	10
	B	10	10	10	10	10	10
	A	11	11	11	11	11	11

METRAL P/N	ROW	CONTACT CODE MOD. I					
		1	2	3	4	5	6
70232-X34LF	D	12	12	12	12	12	12
	C	11	11	11	11	11	11
	B	11	11	11	11	11	11
	A	12	12	12	12	12	12

METRAL P/N	ROW	CONTACT CODE MOD. I					
		1	2	3	4	5	6
70232-X38LF	D	11	11	11	11	11	11
	C	9	9	9	9	9	9
	B	9	9	9	9	9	9
	A	9	9	9	9	9	9

METRAL P/N	ROW	CONTACT CODE MOD. I					
		1	2	3	4	5	6
70232-X42LF	D	1	1	1	1	1	1
	C	1	1	1	1	1	1
	B	1	1	1	1	1	1
	A	2	2	2	2	2	2

METRAL P/N	ROW	CONTACT CODE MOD. I					
		1	2	3	4	5	6
70232-X46LF	D	19	19	19	19	19	19
	C	3	3	3	3	3	3
	B	3	3	3	3	3	3
	A	3	3	3	3	3	3

METRAL P/N	ROW	CONTACT CODE MOD. I					
		1	2	3	4	5	6
70232-X31LF	D	9	9	9	9	9	9
	C	9	9	9	9	9	9
	B	9	9	9	9	9	9
	A	9	9	9	9	9	9

METRAL P/N	ROW	CONTACT CODE MOD. I					
		1	2	3	4	5	6
70232-X35LF	D	11	11	11	11	11	11
	C	11	11	11	11	11	11
	B	11	11	11	11	11	11
	A	11	11	11	11	11	11

METRAL P/N	ROW	CONTACT CODE MOD. I					
		1	2	3	4	5	6
70232-X39LF	D	12	12	12	12	12	12
	C	12	12	12	12	12	12
	B	12	12	12	12	12	12
	A	12	12	12	12	12	12

METRAL P/N	ROW	CONTACT CODE MOD. I					
		1	2	3	4	5	6
70232-X43LF	D	13	13	13	13	13	13
	C	3	3	3	3	3	3
	B	3	3	3	3	3	3
	A	3	3	3	3	3	3

METRAL P/N	ROW	CONTACT CODE MOD. I					
		1	2	3	4	5	6
70232-X47LF	D	4	4	4	4	4	4
	C	4	4	4	4	4	4
	B	13	13	13	13	13	13
	A	13	13	13	13	13	13

METRAL P/N	ROW	CONTACT CODE MOD. I					
		1	2	3	4	5	6
70232-X32LF	D	9	9	9	9	9	9
	C	9	9	9	9	9	9
	B	9	9	9	9	9	9
	A	11	11	11	11	11	11

METRAL P/N	ROW	CONTACT CODE MOD. I					
		1	2	3	4	5	6
70232-X36LF	D	10	10	10	10	10	10
	C	10	10	10	10	10	10
	B	10	10	10	10	10	10
	A	10	10	10	10	10	10

METRAL P/N	ROW	CONTACT CODE MOD. I					
		1	2	3	4	5	6
70232-X40LF	D	2	2	2	2	2	2
	C	2	2	2	2	2	2
	B	4	4	4	4	4	4
	A	2	2	2	2	2	2

METRAL P/N	ROW	CONTACT CODE MOD. I					
		1	2	3	4	5	6
70232-X44LF	D	2	2	2	2	2	2
	C	3	3	3	3	3	3
	B	4	4	4	4	4	4
	A	3	3	3	3	3	3

METRAL P/N	ROW	CONTACT CODE MOD. I					
		1	2	3	4	5	6
70232-X48LF	D	19	19	19	19	19	19
	C	19	19	19	19	19	19
	B	19	19	19	19	19	19
	A	19	19	19	19	19	19

METRAL P/N	ROW	CONTACT CODE MOD. I					
		1	2	3	4	5	6
70232-X33LF	D	11	11	11	11	11	11
	C	10	10	10	10	10	10
	B	10	10	10	10	10	10
	A	11	11	11	11	11	11

METRAL P/N	ROW	CONTACT CODE MOD. I					
		1	2	3	4	5	6
70232-X37LF	D	11	11	11	11	11	11
	C	10	10	10	10	10	10
	B	10	10	10	10	10	10
	A	9	9	9	9	9	9

METRAL P/N	ROW	CONTACT CODE MOD. I					
		1	2	3	4	5	6
70232-X41LF	D	2	2	2	2	2	2
	C	2	2	2	2	2	2
	B	2	2	2	2	2	2
	A	4	4	4	4	4	4

METRAL P/N	ROW	CONTACT CODE MOD. I					
		1	2	3	4	5	6
70232-X45LF	D	1	1	1	1	1	1
	C	2	2	2	2	2	2
	B	3	3	3	3	3	3
	A	4	4	4	4	4	4

METRAL P/N	ROW	CONTACT CODE MOD. I					
		1	2	3	4	5	6
70232-X49LF	D	4	4	4	4	4	4
	C	3	3	3	3	3	3
	B	3	3	3	3	3	3
	A	3	3	3	3	3	3

spec ref	*	dr	Terran Huang	2010/07/08	projection	mm	size	A4	scale	1:1			
tolerance std	ASME Y14.5	eng	Narayanan, Aru	2018/06/01			ecn no	ELX-I-30217-1					
TOLERANCES UNLESS OTHERWISE SPECIFIED		chr	-	-									
surface	3.200 linear	appr	K-Paul Biju	2018/06/01	product family		METRAL	rel level	Released				
ASME Y14.5	angular	0.X	±0.3	Amphenol FCI	title			METRAL SIGNAL HEADER		dwg no	70232	rev	AR
		0.XX	±0.13		1 MOD, 4 ROW PRESS-FIT								
		0.XXX	±0.051		cat. no.			-	Product - Customer Drw		sheet 4 of 8		
		0°	±2°	www.fci.com									

A

B

C

D

METRAL P/N	ROW	CONTACT CODE MOD. I					
		1	2	3	4	5	6
70232-X50LF	D	6	6	6	6	6	6
	C	6	6	6	6	6	6
	B	8	8	8	8	8	8
	A	6	6	6	6	6	6

METRAL P/N	ROW	CONTACT CODE MOD. I					
		1	2	3	4	5	6
70232-X54LF	D	6	6	6	6	6	6
	C	7	7	7	7	7	7
	B	8	8	8	8	8	8
	A	7	7	7	7	7	7

METRAL P/N	ROW	CONTACT CODE MOD. I					
		1	2	3	4	5	6
70232-X58LF	D	20	20	20	20	20	20
	C	20	20	20	20	20	20
	B	20	20	20	20	20	20
	A	20	20	20	20	20	20

METRAL P/N	ROW	CONTACT CODE MOD. I					
		1	2	3	4	5	6
70232-X62LF	D	9	9	9	9	9	9
	C	9	9	9	9	9	9
	B	9	9	9	9	9	9
	A	10	10	10	10	10	10

METRAL P/N	ROW	CONTACT CODE MOD. I					
		1	2	3	4	5	6
70232-X66LF	D	21	21	21	21	21	21
	C	11	11	11	11	11	11
	B	11	11	11	11	11	11
	A	11	11	11	11	11	11

METRAL P/N	ROW	CONTACT CODE MOD. I					
		1	2	3	4	5	6
70232-X51LF	D	6	6	6	6	6	6
	C	6	6	6	6	6	6
	B	6	6	6	6	6	6
	A	8	8	8	8	8	8

METRAL P/N	ROW	CONTACT CODE MOD. I					
		1	2	3	4	5	6
70232-X55LF	D	5	5	5	5	5	5
	C	6	6	6	6	6	6
	B	7	7	7	7	7	7
	A	8	8	8	8	8	8

METRAL P/N	ROW	CONTACT CODE MOD. I					
		1	2	3	4	5	6
70232-X59LF	D	8	8	8	8	8	8
	C	7	7	7	7	7	7
	B	7	7	7	7	7	7
	A	7	7	7	7	7	7

METRAL P/N	ROW	CONTACT CODE MOD. I					
		1	2	3	4	5	6
70232-X63LF	D	15	15	15	15	15	15
	C	11	11	11	11	11	11
	B	11	11	11	11	11	11
	A	11	11	11	11	11	11

METRAL P/N	ROW	CONTACT CODE MOD. I					
		1	2	3	4	5	6
70232-X67LF	D	12	12	12	12	12	12
	C	12	12	12	12	12	12
	B	15	15	15	15	15	15
	A	15	15	15	15	15	15

METRAL P/N	ROW	CONTACT CODE MOD. I					
		1	2	3	4	5	6
70232-X52LF	D	5	5	5	5	5	5
	C	5	5	5	5	5	5
	B	5	5	5	5	5	5
	A	6	6	6	6	6	6

METRAL P/N	ROW	CONTACT CODE MOD. I					
		1	2	3	4	5	6
70232-X56LF	D	20	20	20	20	20	20
	C	7	7	7	7	7	7
	B	7	7	7	7	7	7
	A	7	7	7	7	7	7

METRAL P/N	ROW	CONTACT CODE MOD. I					
		1	2	3	4	5	6
70232-X60LF	D	10	10	10	10	10	10
	C	10	10	10	10	10	10
	B	12	12	12	12	12	12
	A	10	10	10	10	10	10

METRAL P/N	ROW	CONTACT CODE MOD. I					
		1	2	3	4	5	6
70232-X64LF	D	10	10	10	10	10	10
	C	11	11	11	11	11	11
	B	12	12	12	12	12	12
	A	11	11	11	11	11	11

METRAL P/N	ROW	CONTACT CODE MOD. I					
		1	2	3	4	5	6
70232-X68LF	D	21	21	21	21	21	21
	C	21	21	21	21	21	21
	B	21	21	21	21	21	21
	A	21	21	21	21	21	21

METRAL P/N	ROW	CONTACT CODE MOD. I					
		1	2	3	4	5	6
70232-X53LF	D	14	14	14	14	14	14
	C	7	7	7	7	7	7
	B	7	7	7	7	7	7
	A	7	7	7	7	7	7

METRAL P/N	ROW	CONTACT CODE MOD. I					
		1	2	3	4	5	6
70232-X57LF	D	8	8	8	8	8	8
	C	8	8	8	8	8	8
	B	14	14	14	14	14	14
	A	14	14	14	14	14	14

METRAL P/N	ROW	CONTACT CODE MOD. I					
		1	2	3	4	5	6
70232-X61LF	D	10	10	10	10	10	10
	C	10	10	10	10	10	10
	B	10	10	10	10	10	10
	A	12	12	12	12	12	12

METRAL P/N	ROW	CONTACT CODE MOD. I					
		1	2	3	4	5	6
70232-X65LF	D	9	9	9	9	9	9
	C	10	10	10	10	10	10
	B	11	11	11	11	11	11
	A	12	12	12	12	12	12

METRAL P/N	ROW	CONTACT CODE MOD. I					
		1	2	3	4	5	6
70232-X69LF	D	12	12	12	12	12	12
	C	11	11	11	11	11	11
	B	11	11	11	11	11	11
	A	11	11	11	11	11	11

spec ref	*	dr	Terran Huang	2010/07/08	projection	mm	size	A4	scale	1:1
tolerance std	ASME Y14.5	eng	Narayanan, Aru	2018/06/01			ecn no		ELX-I-30217-1	
TOLERANCES UNLESS OTHERWISE SPECIFIED		chr	-	-			rel level		Released	
surface	3.200 inear	appr	K-Paul Biju	2018/06/01	product family			METRAL		
ASME Y14.5	angular	0.X	±0.3	Amphenol FCI	title			METRAL SIGNAL HEADER		
		0.XX	±0.13		1 MOD, 4 ROW PRESS-FIT			dwg no		
		0.XXX	±0.051		cat. no.			-		
		0°	±2°	www.fci.com	Product - Customer Drw			sheet 5 of 8		
					Product - Customer Drw			70232		
					Product - Customer Drw			rev		
					Product - Customer Drw			AR		

A

B

C

D

METRAL P/N	ROW	CONTACT CODE MOD. I					
		1	2	3	4	5	6
70232-X70LF	D	4	4	4	4	4	4
	C	2	2	2	2	2	2
	B	2	2	2	2	2	2
	A	2	2	2	2	2	2

METRAL P/N	ROW	CONTACT CODE MOD. I					
		1	2	3	4	5	6
70232-X74LF	D	2	2	2	2	2	2
	C	3	3	3	3	3	3
	B	3	3	3	3	3	3
	A	3	3	3	3	3	3

METRAL P/N	ROW	CONTACT CODE MOD. I					
		1	2	3	4	5	6
70232-X78LF	D	1	1	1	1	1	1
	C	1	1	1	1	1	1
	B	3	3	3	3	3	3
	A	1	1	1	1	1	1

METRAL P/N	ROW	CONTACT CODE MOD. I					
		1	2	3	4	5	6
70232-X82LF	D	6	6	6	6	6	6
	C	8	8	8	8	8	8
	B	8	8	8	8	8	8
	A	20	20	20	20	20	20

METRAL P/N	ROW	CONTACT CODE MOD. I					
		1	2	3	4	5	6
70232-X86LF	D	20	20	20	20	20	20
	C	5	5	5	5	5	5
	B	5	5	5	5	5	5
	A	20	20	20	20	20	20

METRAL P/N	ROW	CONTACT CODE MOD. I					
		1	2	3	4	5	6
70232-X71LF	D	3	3	3	3	3	3
	C	3	3	3	3	3	3
	B	1	1	1	1	1	1
	A	3	3	3	3	3	3

METRAL P/N	ROW	CONTACT CODE MOD. I					
		1	2	3	4	5	6
70232-X75LF	D	2	2	2	2	2	2
	C	2	2	2	2	2	2
	B	2	2	2	2	2	2
	A	3	3	3	3	3	3

METRAL P/N	ROW	CONTACT CODE MOD. I					
		1	2	3	4	5	6
70232-X79LF	D	3	3	3	3	3	3
	C	2	2	2	2	2	2
	B	2	2	2	2	2	2
	A	2	2	2	2	2	2

METRAL P/N	ROW	CONTACT CODE MOD. I					
		1	2	3	4	5	6
70232-X83LF	D	6	6	6	6	6	6
	C	7	7	7	7	7	7
	B	6	6	6	6	6	6
	A	7	7	7	7	7	7

METRAL P/N	ROW	CONTACT CODE MOD. I					
		1	2	3	4	5	6
70232-X87LF	D	6	6	6	6	6	6
	C	7	7	7	7	7	7
	B	20	20	20	20	20	20
	A	7	7	7	7	7	7

METRAL P/N	ROW	CONTACT CODE MOD. I					
		1	2	3	4	5	6
70232-X72LF	D	2	2	2	2	2	2
	C	4	4	4	4	4	4
	B	4	4	4	4	4	4
	A	19	19	19	19	19	19

METRAL P/N	ROW	CONTACT CODE MOD. I					
		1	2	3	4	5	6
70232-X76LF	D	19	19	19	19	19	19
	C	1	1	1	1	1	1
	B	1	1	1	1	1	1
	A	19	19	19	19	19	19

METRAL P/N	ROW	CONTACT CODE MOD. I					
		1	2	3	4	5	6
70232-X80LF	D	8	8	8	8	8	8
	C	6	6	6	6	6	6
	B	6	6	6	6	6	6
	A	6	6	6	6	6	6

METRAL P/N	ROW	CONTACT CODE MOD. I					
		1	2	3	4	5	6
70232-X84LF	D	6	6	6	6	6	6
	C	7	7	7	7	7	7
	B	7	7	7	7	7	7
	A	7	7	7	7	7	7

METRAL P/N	ROW	CONTACT CODE MOD. I					
		1	2	3	4	5	6
70232-X88LF	D	5	5	5	5	5	5
	C	5	5	5	5	5	5
	B	7	7	7	7	7	7
	A	5	5	5	5	5	5

METRAL P/N	ROW	CONTACT CODE MOD. I					
		1	2	3	4	5	6
70232-X73LF	D	2	2	2	2	2	2
	C	3	3	3	3	3	3
	B	2	2	2	2	2	2
	A	3	3	3	3	3	3

METRAL P/N	ROW	CONTACT CODE MOD. I					
		1	2	3	4	5	6
70232-X77LF	D	2	2	2	2	2	2
	C	3	3	3	3	3	3
	B	19	19	19	19	19	19
	A	3	3	3	3	3	3

METRAL P/N	ROW	CONTACT CODE MOD. I					
		1	2	3	4	5	6
70232-X81LF	D	7	7	7	7	7	7
	C	7	7	7	7	7	7
	B	5	5	5	5	5	5
	A	7	7	7	7	7	7

METRAL P/N	ROW	CONTACT CODE MOD. I					
		1	2	3	4	5	6
70232-X85LF	D	6	6	6	6	6	6
	C	6	6	6	6	6	6
	B	6	6	6	6	6	6
	A	7	7	7	7	7	7

METRAL P/N	ROW	CONTACT CODE MOD. I					
		1	2	3	4	5	6
70232-X89LF	D	7	7	7	7	7	7
	C	6	6	6	6	6	6
	B	6	6	6	6	6	6
	A	6	6	6	6	6	6

spec ref	*	dr	Terran Huang	2010/07/08	projection 	mm 	size	A4	scale	1:1
tolerance std	ASME Y14.5	eng	Narayanan, Aru	2018/06/01			ecn no	ELX-I-30217-1		
TOLERANCES UNLESS OTHERWISE SPECIFIED		chr	-	-			rel level	Released		
surface	3.200 inear	appr	K-Paul Biju	2018/06/01	product family	METRAL	product	Customer	Draw	sheet 6 of 8
ASME Y14.5	angular	0°	±2°	www.fci.com	cat. no.	-	rev	AR	70232	dwg no
0.X	±0.3	0.XX	±0.13	0.XXX	±0.051	Amphenol FCI	title	METRAL SIGNAL HEADER	1 MOD, 4 ROW PRESS-FIT	rev

A

B

C

D

A

B

C

D



METRAL P/N	ROW	CONTACT CODE MOD. I					
		1	2	3	4	5	6
70232-X90LF	D	12	12	12	12	12	12
	C	10	10	10	10	10	10
	B	10	10	10	10	10	10
	A	10	10	10	10	10	10

METRAL P/N	ROW	CONTACT CODE MOD. I					
		1	2	3	4	5	6
70232-X94LF	D	10	10	10	10	10	10
	C	11	11	11	11	11	11
	B	11	11	11	11	11	11
	A	11	11	11	11	11	11

METRAL P/N	ROW	CONTACT CODE MOD. I					
		1	2	3	4	5	6
70232-X98LF	D	9	9	9	9	9	9
	C	9	9	9	9	9	9
	B	11	11	11	11	11	11
	A	9	9	9	9	9	9

METRAL P/N	ROW	CONTACT CODE MOD. I					
		1	2	3	4	5	6
70232-X102LF	D	6	6	6	6	6	6
	C	6	6	6	6	6	6
	B	20	6	6	6	6	6
	A	7	6	6	6	6	6

METRAL P/N	ROW	CONTACT CODE MOD. I					
		1	2	3	4	5	6
70232-X106LF	D	2	2	2	2	2	2
	C	2	2	2	2	2	2
	B	2	2	2	2	2	2
	A	4	2	2	2	2	2

METRAL P/N	ROW	CONTACT CODE MOD. I					
		1	2	3	4	5	6
70232-X91LF	D	11	11	11	11	11	11
	C	11	11	11	11	11	11
	B	9	9	9	9	9	9
	A	11	11	11	11	11	11

METRAL P/N	ROW	CONTACT CODE MOD. I					
		1	2	3	4	5	6
70232-X95LF	D	10	10	10	10	10	10
	C	10	10	10	10	10	10
	B	10	10	10	10	10	10
	A	11	11	11	11	11	11

METRAL P/N	ROW	CONTACT CODE MOD. I					
		1	2	3	4	5	6
70232-X99LF	D	11	11	11	11	11	11
	C	10	10	10	10	10	10
	B	10	10	10	10	10	10
	A	10	10	10	10	10	10

METRAL P/N	ROW	CONTACT CODE MOD. I					
		1	2	3	4	5	6
70232-X103LF	D	2	1	3	2	2	3
	C	2	1	3	2	2	3
	B	2	1	3	4	4	19
	A	2	1	3	2	2	3

METRAL P/N	ROW	CONTACT CODE MOD. I					
		1	2	3	4	5	6
70232-X92LF	D	10	10	10	10	10	10
	C	12	12	12	12	12	12
	B	12	12	12	12	12	12
	A	21	21	21	21	21	21

METRAL P/N	ROW	CONTACT CODE MOD. I					
		1	2	3	4	5	6
70232-X96LF	D	21	21	21	21	21	21
	C	9	9	9	9	9	9
	B	9	9	9	9	9	9
	A	21	21	21	21	21	21

METRAL P/N	ROW	CONTACT CODE MOD. I					
		1	2	3	4	5	6
70232-X100LF	D	4	3	3	3	3	4
	C	4	3	3	3	3	4
	B	4	3	3	3	3	4
	A	4	3	3	3	3	4

METRAL P/N	ROW	CONTACT CODE MOD. I					
		1	2	3	4	5	6
70232-X104LF	D	1	1	2	2	2	3
	C	1	1	2	2	2	3
	B	2	2	2	4	4	19
	A	2	2	2	2	2	3

METRAL P/N	ROW	CONTACT CODE MOD. I					
		1	2	3	4	5	6
70232-X93LF	D	10	10	10	10	10	10
	C	11	11	11	11	11	11
	B	10	10	10	10	10	10
	A	11	11	11	11	11	11

METRAL P/N	ROW	CONTACT CODE MOD. I					
		1	2	3	4	5	6
70232-X97LF	D	10	10	10	10	10	10
	C	11	11	11	11	11	11
	B	21	21	21	21	21	21
	A	11	11	11	11	11	11

METRAL P/N	ROW	CONTACT CODE MOD. I					
		1	2	3	4	5	6
70232-X101LF	D	8	7	7	7	7	8
	C	8	7	7	7	7	8
	B	8	7	7	7	7	8
	A	8	7	7	7	7	8

METRAL P/N	ROW	CONTACT CODE MOD. I					
		1	2	3	4	5	6
70232-X105LF	D	2	3	2	2	2	2
	C	2	1	2	2	2	2
	B	2	2	2	2	2	2
	A	2	2	2	2	2	2

spec ref	*	dr	Terran Huang	2010/07/08	projection	mm	size	A4	scale	1:1
tolerance std	ASME Y14.5	eng	Narayanan, Aru	2018/06/01			ecn no	ELX-I-30217-1		
TOLERANCES UNLESS OTHERWISE SPECIFIED		chr	-	-				rel level	Released	
surface	3.200 inear	appr	K-Paul Biju	2018/06/01	product family		METRAL		rev	AR
ASME Y14.5	angular	0°	±2°	0.X	±0.3	METRAL SIGNAL HEADER		dwg no	70232	
		0.XX	±0.13	0.XXX	±0.051	1 MOD, 4 ROW PRESS-FIT				
www.fci.com		cat. no.	-	Product - Customer Drw			sheet 7 of 8			

PRODUCT NUMBER

70232-XYLFF



NOTES:

1. FOR DIM A AND B SEE SHEET 2 AND UP.
2. BODY MATERIAL: LIQUID CRYSTAL
POLYMER 30 % GLASS.
FLAME RETARDANT ACC. UL 94-V0.
3. PIN MATERIAL:
PHOSPHOR BRONZE.
4. PLATING ON PRESS-FIT TAIL:
70232-XYLFF IS SN (LEAD FREE)
PLATING ON CONTACT AREA CONFORMS TO PERFORMANCE
LEVEL SHOWN IN TABLE.
5. PRODUCT MARKING:
PART NUMBER DESIGNATION & BATCH I.D.
6. ALL PRODUCTS WITH PART NUMBERS SHOWN IN
SUBSEQUENT TABLES WILL BE PACKAGED IN TUBES.
IF TRAY PACKAGING IS REQUIRED, A SUFFIX "P"
WILL BE ADDED TO THE END OF THE PART NUMBER.
EXAMPLE: XXXXX-XXXPLF
7. PRODUCT SPECIFICATION GS-12-180
APPLICATION SPECIFICATION BUS-20-073
8. AFTER INSERTION INTO CIRCUIT BOARD WITH
QUALIFIED TOOL.
9. -A PLATING HAS Au FLASH IN PRESS FIT AREA (LEAD FREE).
10. THE PRODUCTS WHERE THE PART NUMBER ENDS IN LF MEET THE
EUROPEAN UNION DIRECTIVES AND OTHER COUNTRY REGULATIONS
AS DESCRIBED IN GS-22-008.
11. FOR LEAD FREE PART NUMBERS, ADD AN "LF" SUFFIX.
EXAMPLE: 70232-X01LF
12. ALL PRODUCTS EXCEPT THOSE WITH PART NUMBERS CONTAINING
(DRAWING NO.)-N1--- OR (DRAWING NO.)-N5--- WILL WITHSTAND EXPOSURE
TO 260°C FOR 60 SECONDS IN A CONVECTION, INFRA-RED OR
VAPOR PHASE REFLOW OVEN. PART NUMBERS (DRAWING NO.)-N1---
AND (DRAWINGS NO.)-N5--- WILL NOT WITHSTAND REFLOW AND Au CONTACT
SURFACE OF THE CONTACTS SHALL BE EXPOSED TO A MAXIMUM 140°C FOR
NO LONGER THAN 15 SECONDS IN A WAVE SOLDER APPLICATION.

spec ref *		dr Terran Huang		2010/07/08	projection 	mm 	size A4	scale 1:1
tolerance std		eng Narayanan, Aru		2018/06/01			ecn no ELX-I-30217-1	
ASME Y14.5		chr -		-				
TOLERANCES UNLESS OTHERWISE SPECIFIED		appr K-Paul Biju		2018/06/01	product family METRAL		rel level Released	
surface	3.200 linear	0.X	±0.3	Amphenol FCI	METRAL SIGNAL HEADER		dwg no 70232	rev AR
		0.XX	±0.13					
		0.XXX	±0.051					
ASME Y14.5	angular	0°	±2°	www.fci.com	cat. no.	-	Product - Customer Drw	