



Chipsmall Limited consists of a professional team with an average of over 10 year of expertise in the distribution of electronic components. Based in Hongkong, we have already established firm and mutual-benefit business relationships with customers from,Europe,America and south Asia,supplying obsolete and hard-to-find components to meet their specific needs.

With the principle of "Quality Parts,Customers Priority,Honest Operation,and Considerate Service",our business mainly focus on the distribution of electronic components. Line cards we deal with include Microchip,ALPS,ROHM,Xilinx,Pulse,ON,Everlight and Freescale. Main products comprise IC,Modules,Potentiometer,IC Socket,Relay,Connector.Our parts cover such applications as commercial,industrial, and automotives areas.

We are looking forward to setting up business relationship with you and hope to provide you with the best service and solution. Let us make a better world for our industry!



## Contact us

Tel: +86-755-8981 8866 Fax: +86-755-8427 6832

Email & Skype: info@chipsmall.com Web: www.chipsmall.com

Address: A1208, Overseas Decoration Building, #122 Zhenhua RD., Futian, Shenzhen, China



# Pomona<sup>®</sup>

**ELECTRONICS**

**Professionals Trust  
Pomona Performance**

**Test and Measurement • Telecom  
Calibration • RF • Automotive  
Audio/Video/Broadcast**

For over 60 years the name Pomona Electronics has been synonymous with reliability and outstanding value.

We are proud to have built our reputation for the delivery of quality products by using only the finest materials available and designing to match real world applications... where you live—everyday. Pomona Electronics is proud to be there, at your side.

**Pomona's quality connectors and test accessories are the one answer you need when a reliable signal is demanded.**

**For Distributor Locations:**

**United States and International**

[www.pomonaelectronics.com](http://www.pomonaelectronics.com)

**Europe**

[www.pomona.cc](http://www.pomona.cc)

**Technical Support**

**U.S.**

[technicalsupport@pomonatest.com](mailto:technicalsupport@pomonatest.com)

**Europe**

+31(0) 40 2675 150

**Rest of World**

1-425-446-5500

RoHS

- 4** New Products
- 5** Customized Products
- 6** Coaxial Cable Assemblies and Breakouts
- 16** RF Coaxial Connectors, Adapters and Kits
- 30** Banana Plugs and Jacks
- 41** Patch Cords and Test Leads
- 49** Calibration Kit
- 50** Boxes and Enclosures
- 55** DMM Accessories and Kits
- 67** Grabbers and Test Clips
- 69** SMD/Micro Format Test
- 73** Oscilloscope Probes and Accessories
- 76** Audio/Video/Broadcast
- 78** Automotive
- 79** IC Test Clips and Adapters
- 81** Static Control Products
- 83** Telecom Products
- 87** Index
- 91** Technical Support

For electronics engineers and technicians who need to get an electronic signal reliably from one device to another, Pomona provides a breadth of high-quality, accurate connectors, adapters, and cables. Pomona offers a broad array of precision products to meet the entire spectrum electronics applications.

## Pomona Electronics

### The engineers' choice for cables, connectors, and adapters

Since 1951, Pomona Electronics has been the go-to supplier for bench engineers and technicians, field technicians, and product designers who need reliable cables, connectors, and adapters for everything from the latest electronics to legacy devices. The company's innovative design and high-quality manufacturing provide engineers and technicians with tools that keep pace with constantly changing technologies and comply with both CSA and IEC61010 safety standards.

To meet the rapidly expanding needs of the market, Pomona is continually developing new products. The company has the broadest line of connection and test accessories in the world, for applications ranging from engineering research to test labs, field service, and plant maintenance. Pomona test accessories includes banana plugs and jacks, coaxial cable assemblies, patch cords, oscilloscope probes, DMM test lead kits and accessories, IC test clips, aluminum boxes, RF connectors, XLR connectors, and 75-ohm cable assembly products.

From tiny probes to cutting-edge voice-activated automotive systems to micro grabber test clips to verify sound systems that support the biggest names in music, Pomona Electronics has connectors and cable assemblies for the entire spectrum of electronics application. That's why Pomona is the choice of engineers and technicians for reliable, state-of-the-art products that make their jobs easier.



## New Products


Pomona has introduced new RF cable assemblies that include smaller SMA, SMB, MCX and MMCX connectors, as well as new RF connectors that include BNC, TNC, N Type and UHF. The smaller cable assemblies and connectors are designed for professionals working with applications where bandwidth and low signal loss are critical.

### Expanding the Selection of RF Cable Assemblies and Connectors

New

### 7519A TwistGuard™ DMM Test Lead Set

New



The Pomona 7519A TwistGuard™ DMM Test Lead Set offer adjustable length test tips for use in different measurement environments and increased safety.

*Shown on page 62*



Also available are newly designed alligator clips that are fully insulated with flexible boots and are rated up to CAT II 1000V, 10A. These new alligator clips adapt to either 4mm sheathed banana plug test leads or most of Pomona's 2mm probe tips for test versatility.

### 5916B Medium Alligator Clip Set for DMM Test Leads

New



*Shown on page 64, 68*

### 6264B Alligator Clip Adapter for 2mm Probe Tips

New




*Shown on page 64*

## Customized Products

Pomona responds to a wide range of special or custom requirements by providing accessories tailored to your needs. Whether we simply modify an existing catalog product or create a unique combination of products, we use only the finest materials to deliver top quality products.

Think of the possibilities! You can now define your own custom product or kit made of many combinations of cables, wires, connectors, or probes in this catalog. Can't find the length or color you need? Pomona makes it easy. Want a unique combination of connectors and cables you just can't find anywhere? Just ask Pomona!



Combinations of coaxial connector/ adapter assemblies can include strain-relief sheathing, marking and lengths.

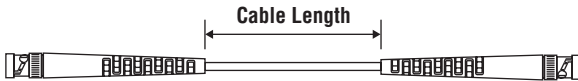
To order your Pomona Product, please select **[Custom Products]** and fill out the request form on our Pomona Electronics website.

## Coaxial Cable Assemblies and Breakouts

Pomona is the professional's choice, whether in the lab, plant or in the field. Using high-quality materials such as beryllium copper, gold and nickel plating ensures the precision you rely on. With a huge selection of cables and breakouts offering almost every connector and clip combination, Pomona provides you the solution for any application.

### How to Order

**Example:** A 48in (1.2m) coaxial cable assembly with matching BNC (m) ends, stress relief boots on RG58 C/U, 50Ω cable.



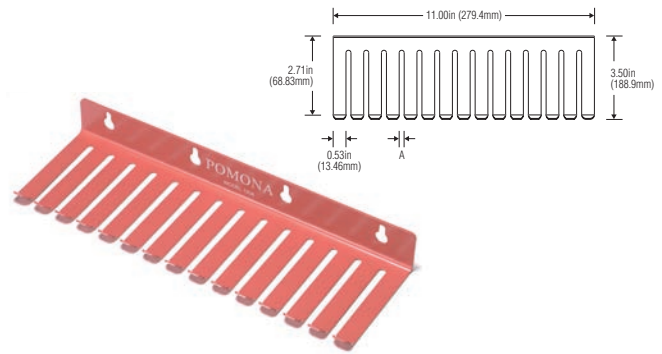
**Typical Pomona Part Number:** 2249-C-48

Cable Type \_\_\_\_\_  
Cable Length in Inches  
(Measured Inside Connectors)

Model#	Length
2249-C-12	12.0in (0.3m)
2249-C-24	24.0in (0.6m)
2249-C-36	36.0in (0.9m)
2249-C-48	48.0in (1.2m)
2249-C-60	60.0in (1.5m)

### Cable Assembly Holders

Model#	Color	"A" Max Cable Dia.	Number of Slots
1508	Orange	0.210in (5.33mm)	14
4408	Black	0.320in (8.13mm)	10
2708	Blue	0.450in (11.43mm)	9



### Technical Specifications for Wire and Cable

Cable Designation	Type	Impedance Ω	Capacitance per 1ft/ 0.304m	Insulation/ Dielectric	AWG	Stranding Strands X AWG	Wire Type	Jacket Material	Cable O.D.	Shield	Temperature (w/o connectors)
A	twisted pair, 2 conductor	NA	27.0 pf	PVC	18	65X36	TC	PVC	0.25in (6.35mm)	NA	-4 to 221°F (-20 to +105°C)
C	Coax, RG58C/U	50	32.2 pf	PE	20	19X33	TC	PVCNC	0.195in (4.95mm)	TCB	-40 to 185°F (-40 to +85°C)
E	Coax, RG59B/U	75	22.0 pf	PE	23	Solid	BCCS	PVCNC	0.242in (6.15mm)	BCB	-40 to 140°F (-40 to +60°C)
J	Microphone, 2 conductor, shielded	90	18 / 32 pf*	PE	22	16X34	TC	PVC	0.231in (5.84mm)	TCB	-40 to 176°F (-40 to +80°C)
K	Coax, RG174/U	50	30.8 pf	PE	26	7X34	BCCS	PVC	0.110in (2.79mm)	TCB	-40 to 167°F (-40 to +75°C)
T	Coax, RG214/U	50	30.8 pf	PE	13	7X22	SPC	PVCNC	0.425in (10.8mm)	SCCB/SCCB	-40 to 176°F (-40 to +80°C)
X	Coax, RG142B/U	50	29.0 pf	TFE	18	Solid	SPCCS	FEP	0.195in (4.05mm)	SPC/SPC	-94 to 392°F (-70 to +200°C)
Y	Coax, RG223/U	50	30.8 pf	PE	19	Solid	SPC	PVCNC	0.212in (5.38mm)	SCB/SCB	-40 to 140°F (-40 to +60°C)
BB	Coax, RG316/U	50	29.0 pf	TFE	26	7X37	SPCCS	FEP	0.096in (2.44mm)	SPC	-94 to 392°F (-70 to +200°C)
SS	Coax, RG58/U, low noise	50	37.0 pf	CPE / PE	22	7X30	TC	PVC	0.195in (4.95mm)	BAF/TCB	-40 to 176°F (-40 to +80°C)
UU	Coax, RG178B/U	50	29.0 pf	PTFE	16	7X.1	SPCCS	FEP	0.071in (1.8mm)	SPC	-67 to 311°F (-55 to +155°C)
V	Coax, RG59/U	75	20.4 pf	PE	23	Solid	BCCS	PVC	0.242in (6.15mm)	BCB	-40 to 176°F (-40 to +80°C)
VV	Coax, RG179B/U	75	19.5 pf	PTFE	12	7X.1	SPCCS	FEP	0.100in (2.54mm)	SPC	-67 to 311°F (-55 to +155°C)
Triaxial	Coax, RG 58A/U, double shielded	50	30.8 pf	PE / PE	20	7X28	TC	PVC	0.240in (6.10mm)	TCB / TCB-40	to 167°F (-40 to +75°C)

\* Capacitance between conductors / Capacitance between conductor and shield

AWG = American Wire Gauge  
BAF = Bonded Aluminum Foil Polyester Tape  
BCB = Bare Copper Braid  
BCCS = Bare Copper Covered Steel  
CPE = Conductive Polyethylene

FEP = Fluorinated Ethylene Propylene  
OD = Outside Diameter  
NA = Not Applicable  
PE = Polyethylene  
PVC = Polyvinyl Chloride

PVCNC = Polyvinyl Chloride Non Contaminating  
SCB = Silver Coated Braid  
SPC = Silver Plated Copper  
SCCB = Silver Coated Copper Braid  
SPCCS = Silver Plated Copper Covered Steel

SSPE = Semi-Solid Polyethylene  
TC = Tinned Copper  
TCB = Tinned Copper Braid  
TFE = Tetrafluoroethylene

# Coaxial Cable Assemblies and Breakouts

## BNC Male Cable with Molded Strain Relief



**Rating:** Maximum voltage for *hands free use*: 500 Vrms\*, +122°F (+50°C) max., ("Y" Cable 176°F (+80°C).)

**BNC:** Body: tarnish resistant nickel-plated brass; Center Contact: gold-plated brass; Dielectric: PTFE.

**Strain Relief:** PVC molded directly to cable and connectors.

See chart on page 6 for additional wire and cable specifications.

Length	50Ω Cable O.D. .195in (4.95mm) RG58C/U	50Ω Cable O.D. .206in (5.23mm) RG223	75Ω Cable O.D. .242in (6.15mm) RG59B/U	50Ω Cable O.D. .100in (2.54mm) RG174/U	50Ω Cable O.D. .195in 4.95mm) RG58C/U
.5ft (0.2m)	2249-C-6	–	2249-E-6	2249-K-6	–
1ft (0.3m)	2249-C-12	2249-Y-12	2249-E-12	2249-K-12	–
2ft (0.6m)	2249-C-24	2249-Y-24	2249-E-24	2249-K-24	–
3ft (0.9m)	2249-C-36	2249-Y-36	2249-E-36	2249-K-36	–
4ft (1.2m)	2249-C-48	2249-Y-48	2249-E-48	2249-K-48	–
5ft (1.5m)	2249-C-60	2249-Y-60	2249-E-60	2249-K-60	5266-C-60
6ft (1.8m)	2249-C-72	2249-Y-72	2249-E-72	2249-K-72	–
8ft (2.4m)	2249-C-96	2249-Y-96	–	2249-K-96	–
10ft (3.0m)	2249-C-120	2249-Y-120	2249-E-120	2249-K-120	–
12ft (3.7m)	2249-C-144	2249-Y-144	2249-E-144	–	–
15ft (4.6m)	2249-C-180	2249-Y-180	2249-E-180	2249-K-180	–
20ft (6.1m)	2249-C-240	2249-Y-240	2249-E-240	2249-K-240	–
25ft (7.6m)	2249-C-300	–	2249-E-300	2249-K-300	–
30ft (9.1m)	2249-C-360	–	2249-E-360	–	–
50ft (15.2m)	2249-C-600	–	2249-E-600	–	–

**Model 2249-C** is Pomona Electronics' most popular cable. The 50Ω RG58C/U cable makes it ideal for most test and measurement applications.

**Model 2249-Y** is a 50Ω RG223/U cable with double shield. Use when additional shielding is required.

**Model 2249-E** RG59B/U is a 75Ω cable, making it the right choice for use with TV, video and LAN applications.

**Model 2249-K** RG174/U offers superior flexibility in a 50Ω cable.

**Model 5266-C** is the same high quality construction as Model 2249-C with a connector on **(one end only)**.

## BNC Male Low-Noise Cable



Model#	Length
4964-SS-12	12in (0.3m)
4964-SS-24	24in (0.6m)
4964-SS-36	36in (0.9m)
4964-SS-48	48in (1.2m)
4964-SS-60	60in (1.5m)
4964-SS-72	72in (1.8m)
4964-SS-120	120in (3.0m)
4964-SS-240	240in (6.1m)

**Model 4964-SS** uses a special low-triboelectric cable which has noise attenuating layers surrounding the center conductor. The cable is ideal for low power, low frequency measurements.

**Recommended Frequency Range:** DC to 10KHz

**BNC:** Body: tarnish resistant nickel-plated brass; Center Contact: gold-plated brass; Dielectric: PTFE.

**Strain Relief:** PVC molded directly to cable and connectors.

See chart on page 6 for additional wire and cable specifications.

## BNC Male True 75Ω High Flex Cable



Model#	Length
6510-V-12-0	12in (0.3m)
6510-V-24-0	24in (0.6m)
6510-V-36-0	36in (0.9m)
6510-V-48-0	48in (1.2m)
6510-V-60-0	60in (1.5m)
6510-V-72-0	72in (1.8m)

**Model 6510-V** uses a true 75Ω connector for superior VSWR and low return loss up to 3 GHz. The highly flexible RG59/U type cable has a gas injected foam polyethylene dielectric with PVC jacket for low loss and superior shield coverage. Highly flexible cable and molded strain relief prevent excessive bending or kinking. An ideal product for HDTV and digital video as well as test and measurement.

**Rating:** Maximum voltage for *hands free use*: 500 Vrms\*.

**BNC:** Body: tarnish resistant nickel-plated brass; Center Contact: gold-plated brass; Dielectric: PTFE.

**Strain Relief:** PVC molded directly to cable and connectors.

See chart on page 6 for additional wire and cable specifications.

## Flexible Color-coded Sleeves for BNC Cables



Model#	Pkg. Qty
6291	20

PVC sleeves which help prevent inadvertent contact with the outer shell of the BNC and allow for color-coding. Available in 10 colors. Fit most BNC male connectors. Perfect for use with any of the Model 2249- type cables.

**Colors:** contains 2 ea. of 10 colors.

## IEC Insulated BNC Male 50Ω Cable



Model#	Length
72926-C-40	40in (100cm)
72926-C-80	80in (200cm)

**Rating:** 500V Cat 1, 150V Cat II, 3A.

**Color:** Black.

\*see rating message at start of section.



**BNC Male 50Ω Cable: Field Servicable Connector**



Model#	Length
BNC-C-18	18in (0.5m)
BNC-C-24	24in (0.6m)
BNC-C-36	36in (0.9m)
BNC-C-48	48in (1.2m)
BNC-C-60	60in (1.5m)
BNC-C-72	72in (1.8m)
BNC-C-96	96in (2.4m)


Clamp nut and silicone gasket seal out moisture. Gold-plated center contact and Teflon® insulation assure premium performance.

**Rating:** Maximum voltage for *hands free use*: 500 Vrms\*.

**BNC:** *Body*: tarnish resistant nickel-plated brass; *Center Contact*: gold-plated brass contact soldered to cable; *Dielectric*: PTFE.

See chart on page 6 for additional wire and cable specifications.

**BNC Male 50Ω Cable**



Model#	Length
5697-6	6in (0.2m)
5697-12	12in (0.3m)
5697-24	24in (0.6m)
5697-36	36in (0.9m)
5697-48	48in (1.2m)
5697-60	60in (1.5m)
5697-72	72in (1.8m)
5697-120	120in (3.0m)
5697-180	180in (4.6m)
5697-240	240in (6.1m)


**Rating:** Maximum voltage for *hands free use*: 500 Vrms\*.

**Cable Type:** 50Ω, RG58 type 0.19in (4.95mm) O.D.

**BNC:** *Body*: tarnish resistant nickel-plated brass; *Center Contact*: gold-plated brass contact crimped to cable; *Dielectric*: PTFE.

See chart on page 6 for additional wire and cable specifications.

**BNC Male Right Angle Connector Cable with Molded Strain Relief**



Model#	Length
4276-C-12	12in (0.3m)
4276-C-24	24in (0.6m)
4276-C-36	36in (0.9m)

**Rating:** Maximum voltage for *hands free use*: 500 Vrms\*.

**BNC:** *Body*: tarnish resistant nickel-plated brass; *Center Contact*: gold-plated brass; *Dielectric*: PTFE.

**Strain Relief:** PVC molded directly to cable and connectors.

See chart on page 6 for additional wire and cable specifications.

**SMA Male 50Ω Cable**



RG 174/U	Length
4846-K-24	24in (0.6m)
4846-K-48	48in (1.2m)
4846-K-60	60in (1.5m)
RG 316/U	
4846-BB-24	24in (0.6m)
4846-BB-48	48in (1.2m)
4846-BB-60	60in (1.5m)
RG 142B/U	


4846-X-24	24in (0.6m)
4846-X-48	48in (1.2m)
4846-X-60	60in (1.5m)
RG 58C/U	
4846-C-12	12in (0.3m)
4846-C-24	24in (0.6m)
4846-C-36	36in (0.9m)
4846-C-48	48in (1.2m)
4846-C-60	60in (1.5m)

RG 178B/U	
4846-UU-12	12in (0.3m)
4846-UU-24	24in (0.6m)
4846-UU-36	36in (0.9m)
4846-UU-48	48in (1.2m)
4846-UU-60	60in (1.5m)

**SMA:** *Body/Fittings*: passivated stainless steel or gold-plated brass; *Contact*: gold-plated brass; *Dielectric*: PTFE.

See chart on page 6 for additional wire and cable specifications.

**BNC Male to BNC Male Right Angle 50Ω Cable**



Model#	Length
1383-C-24	24in (0.6m)
1383-C-60	60in (1.5m)


**Rating:** Maximum voltage for *hands free use*: 500 Vrms\*.

**BNC:** *Body*: tarnish resistant nickel-plated brass; *Center Contact*: gold-plated brass; *Dielectric*: PTFE.

See chart on page 6 for additional wire and cable specifications.




4846-UU



# Coaxial Cable Assemblies and Breakouts

## BNC Male to SMA Male 50Ω Teflon Insulated Cable



RG 316/U	Length
4935-BB-24	24in (0.6m)
4935-BB-48	48in (1.2m)
4935-BB-60	60in (1.5m)

**Rating:** Maximum voltage for hands free use: 335 Vrms\*.

**SMA:** Body/Fittings: passivated stainless steel; Contact: gold-plated brass; Dielectric: PTFE.

**BNC:** Body: tarnish resistant nickel-plated brass; Center Contact: gold-plated brass; Dielectric: PTFE.

See chart on page 6 for additional wire and cable specifications.

## MMCX Male 50Ω Cable



73063-BB

RG 316/U	Length
73063-BB-6	6in (0.15m)
73063-BB-12	12in (0.3m)
73063-BB-24	24in (0.6m)
73063-BB-36	36in (0.9m)


RG 178B/U	Length
73077-UU-12	12in (1.5m)
73077-UU-24	24in (1.8m)
73077-UU-36	36in (2.4m)
73077-UU-48	48in (2.4m)

**Rating:** Maximum voltage for hands free use: 500 V.

**MMCX:** Body/Fittings: gold-plated brass; Contact: gold-plated phosphor bronze; Dielectric: PTFE.

See chart on page 6 for additional wire and cable specifications.

## SMA Male to SMA Female



RG 174/U	Length
4528-K-48	48in (1.2m)

RG 142B/U	Length
4528-X-24	24in (0.6m)
4528-X-48	48in (1.2m)

**SMA:** Body/Fittings: passivated stainless steel; Contact: gold-plated brass; Dielectric: PTFE.

**SMA (F):** gold-plated, beryllium copper center contact; Dielectric: PTFE.

See chart on page 6 for additional wire and cable specifications.

## MCX Male 75Ω Cable




RG 179B/U	Length
73075-VV-12	12in (0.3m)
73075-VV-24	24in (0.6m)
73075-VV-36	36in (0.9m)
73075-VV-48	48in (1.2m)

**Rating:** Maximum voltage for hands free use: 750 V.

**MCX:** Body/Fittings: gold-plated brass; Contact: gold-plated phosphor bronze; Dielectric: PTFE.

See chart on page 6 for additional wire and cable specifications.

## SMA Male to Type 'N' Male 50Ω Cable



Model#	Length
5058-X-36	36in (0.9m)
5058-X-48	48in (1.2m)
5058-X-60	60in (1.5m)

**SMA:** Body/Fittings: passivated stainless steel; Contact: gold-plated brass; Dielectric: PTFE.

**Type 'N':** Body: white bronze-plated brass; Center Contact: gold-plated brass; Dielectric: PTFE.

See chart on page 6 for additional wire and cable specifications.

## SMB Jack 75Ω Cable



RG 179B/U	Length
73072-VV-12	12in (0.3m)
73072-VV-24	24in (0.6m)
73072-VV-36	36in (0.9m)
73072-VV-48	48in (1.2m)
73072-VV-60	60in (1.5m)

**Rating:** Maximum voltage for hands free use: 750 V.

**SMB:** Body/Fittings: gold-plated brass; Contact: gold-plated brass; Dielectric: PTFE.

See chart on page 6 for additional wire and cable specifications.

## Type 'N' Male 50Ω Cable



Model#	Length
1658-T-18	18in (0.5m)
1658-T-24	24in (0.6m)
1658-T-36	36in (0.9m)
1658-T-48	48in (1.2m)
1658-T-60	60in (1.5m)

**Rating:** Maximum voltage for hands free use: 1,000 Vrms\*.


**Type 'N':** Body: white bronze-plated brass; Center Contact: gold-plated brass; Dielectric: PTFE.

See chart on page 6 for additional wire and cable specifications.

\*see rating message at start of section.

**MCX Male 50Ω Cable**

**New**



73067-BB

RG 316/U	Length
73067-BB-6	6in (0.15m)
73067-BB-12	12in (0.3m)
73067-BB-24	24in (0.6m)
73067-BB-36	36in (0.9m)
RG 178B/U	Length
73075-UU-12	12in (1.2m)
73075-UU-24	24in (1.5m)
73075-UU-36	36in (1.8m)
73075-UU-48	48in (3.0m)

**Rating:** Maximum voltage for *hands free use*: 750 V.

**MCX:** *Body/Fittings:* gold-plated brass; *Contact:* gold-plated phosphor bronze; *Dielectric:* PTFE.

See chart on page 6 for additional wire and cable specifications.

**MMCX Male to MMCX Male Right Angle 50Ω Cable**

**New**



RG 316/U	Length
73064-BB-6	6in (0.15m)
73064-BB-12	12in (0.3m)
73064-BB-24	24in (0.6m)
73064-BB-36	36in (0.9m)


**Rating:** Maximum voltage for *hands free use*: 500 V\*.

**MMCX:** *Body/Fittings:* gold-plated brass; *Contact:* gold-plated phosphor bronze; *Dielectric:* PTFE.

See chart on page 6 for additional wire and cable specifications.

**SMB Jack 50Ω Cable**

**New**



RG 316/U	Length
73072-BB-6	6in (0.15m)
73072-BB-12	12in (0.3m)
73072-BB-24	24in (0.6m)
73072-BB-36	36in (0.9m)
73072-BB-48	48in (1.2m)


**Rating:** Maximum voltage for *hands free use*: 750 V.

**SMB:** *Body/Fittings:* gold-plated brass; *Contact:* gold-plated phosphor bronze; *Dielectric:* PTFE.

See chart on page 6 for additional wire and cable specifications.

**SMA Male to SMA Male Right Angle 50Ω Cable**

**New**



RG 316/U	Length
73069-BB-12	12in (0.3m)
73069-BB-24	24in (0.6m)
73069-BB-36	36in (0.9m)
73069-BB-48	48in (1.2m)
73069-BB-60	60in (1.5m)

**Rating:** Maximum voltage for *hands free use*: 750 V\*.

**SMA:** *Body/Fittings:* gold-plated brass; *Contact:* gold-plated brass; *Dielectric:* PTFE.

See chart on page 6 for additional wire and cable specifications.

**SMB Jack Right Angle 50Ω Cable**

**New**



RG 316/U	Length
73073-BB-6	6in (1.5m)
73073-BB-12	12in (0.3m)
73073-BB-24	24in (0.6m)
73073-BB-36	36in (0.9m)
73073-BB-48	48in (1.2m)


**Rating:** Maximum voltage for *hands free use*: 750 V.

**SMB:** *Body/Fittings:* gold-plated brass; *Contact:* gold-plated phosphor bronze; *Dielectric:* PTFE.

See chart on page 6 for additional wire and cable specifications.

**SMA Male Right Angle to SMA Female Bulkhead 50Ω Cable**

**New**



RG 316/U	Length
73071-BB-12	12in (0.3m)
73071-BB-24	24in (0.6m)
73071-BB-36	36in (0.9m)
73071-BB-48	48in (1.2m)
73071-BB-60	60in (1.5m)

RG 142B/U	Length
73071-X-12	12in (0.3m)
73071-X-24	24in (0.6m)
73071-X-36	36in (0.9m)
73071-X-48	48in (1.2m)
73071-X-60	60in (1.5m)

**Rating:** Maximum voltage for *hands free use*: 750 V.


**SMA:** *Body/Fittings:* gold-plated brass; *Contact:* beryllium copper and brass, gold-plated; *Dielectric:* PTFE.

See chart on page 6 for additional wire and cable specifications.

# Coaxial Cable Assemblies and Breakouts

## MCX Male Right Angle 50Ω

**New**



RG 316/U	Length
73068-BB-6	6in (0.15m)
73068-BB-12	12in (0.3m)
73068-BB-24	24in (0.6m)
73068-BB-36	36in (0.9m)


**Rating:** Maximum voltage for *hands free use*: 750 V\*.

**SMA:** *Body/Fittings:* gold-plated brass; *Contact:* gold-plated phosphor bronze; *Dielectric:* PTFE.

See chart on page 6 for additional wire and cable specifications.

## MMCX Male to SMA Female Bulkhead 50Ω Cable

**New**



RG 316/U	Length
73065-BB-12	12in (0.3m)
73065-BB-24	24in (0.6m)
73065-BB-36	36in (0.9m)
73065-BB-48	48in (1.2m)

RG 178B/U	Length
73078-UU-12	12in (0.3m)
73078-UU-24	24in (0.6m)
73078-UU-36	36in (0.9m)
73078-UU-48	48in (1.2m)

**Rating:** Maximum voltage for *hands free use*: 500 V.

**MMCX:** *Body/Fittings:* gold-plated brass; *Contact:* gold-plated phosphor bronze; *Dielectric:* PTFE.

**SMA:** *Body/Fittings:* gold-plated brass; *Contact:* gold-plated beryllium copper; *Dielectric:* PTFE.

See chart on page 6 for additional wire and cable specifications.

## SMA Male to SMA Female Bulkhead 50Ω Cable

**New**



RG 316/U	Length
73070-BB-12	12in (0.3m)
73070-BB-24	24in (0.6m)
73070-BB-36	36in (0.9m)
73070-BB-48	48in (1.2m)
73070-BB-60	60in (1.5m)

RG 58C/U	Length
73070-C-12	24in (0.6m)
73070-C-24	24in (0.6m)
73070-C-36	36in (0.9m)
73070-C-48	48in (1.2m)
73070-C-60	60in (1.5m)


**Rating:** Maximum voltage for *hands free use*: 750 V.

**SMA:** *Body/Fittings:* gold-plated brass; *Contact:* beryllium copper and brass, gold-plated; *Dielectric:* PTFE

See chart on page 6 for additional wire and cable specifications.

## SMA Male Quick-Connect 50Ω Cable

**New**



RG 316/U	Length
73083-BB-12	12in (0.3m)
73083-BB-24	24in (0.6m)
73083-BB-36	36in (0.9m)
73083-BB-48	48in (1.2m)
73083-BB-60	60in (1.2m)

RG 142B/U	Length
73083-X-12	12in (1.2m)
73083-X-24	24in (1.5m)
73083-X-36	36in (1.8m)
73083-X-48	48in (3.0m)
73083-X-60	60in (1.2m)

**Rating:** Maximum voltage for *hands free use*: 750 V.

**SMA:** *Body/Fittings:* nickel-plated brass; *Contact:* gold-plated brass; *Dielectric:* PTFE

See chart on page 6 for additional wire and cable specifications.

## SMA Male to SMA Male Quick-Connect 50Ω Cable

**New**



RG 142B/U	Length
73082-X-12	12in (0.3m)
73082-X-24	24in (0.6m)
73082-X-36	36in (0.9m)
73082-X-48	48in (1.2m)
73082-X-60	60in (1.2m)

**Rating:** Maximum voltage for *hands free use*: 750 V

**SMA:** *Body/Fittings:* brass, gold-plated and nickel-plated; *Contact:* gold-plated brass; *Dielectric:* PTFE.

See chart on page 6 for additional wire and cable specifications.

## MMCX Male Right Angle to SMA Female Bulkhead 50Ω Cable

**New**



RG 316/U	Length
73066-BB-12	12in (0.3m)
73066-BB-24	24in (0.6m)
73066-BB-36	36in (0.9m)
73066-BB-48	48in (1.2m)

**Rating:** Maximum voltage for *hands free use*: 500 V.

**MMCX:** *Body/Fittings:* gold-plated brass; *Contact:* gold-plated phosphor bronze; *Dielectric:* PTFE.


**SMA:** *Body/Fittings:* gold-plated brass; *Contact:* gold-plated beryllium copper; *Dielectric:* PTFE.

See chart on page 6 for additional wire and cable specifications.

\*see rating message at start of section.

**Triaxial Male to Three Alligator Test Clips, Double Shielded**


Model#	Cable Type	Lugs	Length
4725	Triaxial	2	36in (0.9m)
5342	Triaxial	3	36in (0.9m)



**Rating:** Maximum voltage for *hands free use*: 150 Vrms\*.  
**Jaw Opening:** 0.30in (7.62mm) Max.  
**Triaxial:** *Body/Fittings*: tarnish resistant nickel-plated brass; *Intermediate and Center Contacts*: gold-plated brass; *Dielectric*: PTFE.  
 See chart on page 6 for additional wire and cable specifications.

**BNC Male with Molded Strain Relief to Micrograbber® Test Clips**


Model#	Length
4777-C-24	24in (0.6m)
4777-C-36	36in (0.9m)
4777-K-24	24in (0.6m)
4777-K-36	36in (0.9m)
4777-K-48	48in (1.2m)



**Rating:** Maximum voltage for *hands free use*: 150 Vrms\*.  
**BNC:** *Body*: tarnish resistant nickel-plated brass; *Center Contact*: gold-plated brass; *Dielectric*: PTFE.  
**Strain Relief:** PVC molded directly to cable and connectors.  
**Micrograbber:** *Contacts*: beryllium gold-plated copper; *Insulation*: glass filled nylon.  
**Colors:** One black and one red.  
 See chart on page 6 for additional wire and cable specifications.

**Triaxial Male Cables**

Model#	Cable Type	Lugs	Length
5223-36	Triaxial	3	36in (0.9m)
5223-60			60in (1.5m)
5054-36	Triaxial	2	36in (0.9m)
5054-60			60in (1.5m)



**Rating:** Maximum voltage for *hands free use*: 500 Vrms\*.  
**Triaxial:** *Body/Fittings*: tarnish resistant nickel-plated brass; *Intermediate and Center Contacts*: gold-plated brass; *Dielectric*: PTFE.  
**Cable Type:** Double Shielded, 50Ω, RG58A/U.  
**Colors:** 5223: Yellow, 5054: Yellow.  
 Triaxial to BNC Adapters on page 28.  
 See chart on page 6 for additional wire and cable specifications.

**BNC Male with Molded Strain Relief to Alligator Test Clips**


Model#	Length
4531-C-18	18in (0.5m)
4531-C-24	24in (0.6m)
4531-C-30	30in (0.76m)
4531-C-36	36in (0.9m)
4531-C-48	48in (1.2m)
4531-C-60	60in (1.5m)




**Rating:** Maximum voltage for *hands free use*: 150 Vrms\*.  
**Jaws Opening:** 0.3in (7.62mm) max.  
**BNC:** *Body*: tarnish resistant nickel-plated brass; *Center Contact*: gold-plated brass; *Dielectric*: PTFE.  
**Strain Relief:** PVC molded directly to cable and connectors.  
**Alligator:** *Body*: steel-plated nickel.  
**Colors:** Vinyl boots: one black and one red.  
 See chart on page 6 for additional wire and cable specifications.

**BNC Male with Molded Strain Relief to Minipincer® Test Clips**

Model#	Length
5423-C-24	24in (0.6m)
5423-C-36	36in (0.9m)
5423-C-48	48in (1.2m)




**Rating:** Maximum voltage for *hands free use*: 300 Vrms\*.  
**BNC:** *Body*: tarnish resistant nickel-plated brass; *Center Contact*: gold-plated brass; *Dielectric*: PTFE.  
**Strain Relief:** PVC molded directly to cable and connectors.  
**Minipincer:** *Contacts*: beryllium gold-plated copper; *Insulation*: glass filled nylon.  
**Colors:** One black and one red.  
 See chart on page 6 for additional wire and cable specifications.



# Coaxial Cable Assemblies and Breakouts

## BNC Male with Molded Strain Relief to Minigrabber® Test Clips



Model#	Length
5187-C-24	24in (0.6m)
5187-C-36	36in (0.9m)
5187-C-48	48in (1.2m)
5187-C-60	60in (1.5m)
5187-K-24	24in (0.6m)
5187-K-36	36in (0.9m)
5187-K-48	48in (1.2m)
5187-K-60	60in (1.5m)

**Rating:** Maximum voltage for *hands free use*: 300 Vrms\*.

**BNC:** Body: tarnish resistant nickel-plated brass; Center Contact: gold-plated brass; Dielectric: PTFE.

**Strain Relief:** PVC molded directly to cable and connectors.

**Minigrabber:** Contacts: beryllium gold-plated copper; Insulation: glass filled nylon.

**Colors:** One black and one red.

See chart on page 6 for additional wire and cable specifications.

## BNC Male with Molded Strain Relief to Minigator® Test Clips



Model#	Length
4532-C-24	24in (0.6m)
4532-C-36	36in (0.9m)
4532-C-48	48in (1.2m)
4532-C-60	60in (1.5m)

**Rating:** Maximum voltage for *hands free use*: 45 Vrms\*.

**Jaws Opening:** to 0.18in (47.50mm) max.

**BNC:** Body: tarnish resistant nickel-plated brass; Center Contact: gold-plated brass; Dielectric: PTFE.


**Strain Relief:** PVC molded directly to cable and connectors.

**Minigator:** Body: steel-plated nickel  
**Colors:** Vinyl boots: one black and one red.

**Rating:** +122°F (+50°C) max.

See chart on page 6 for additional wire and cable specifications.

## BNC Male with Molded Strain Relief to SMD Grabber® Test Clips



Model#	Length
5304-K-24	24in (0.6m)
5304-K-36	36in (0.9m)

**Rating:** Maximum voltage for *hands free use*: 150 Vrms\*.

**BNC:** Body: tarnish resistant nickel-plated brass; Center Contact: gold-plated brass; Dielectric: PTFE.

**Strain Relief:** PVC molded directly to cable and connectors.

**Grabber:** Contacts: gold-plated stainless steel; Insulation: glass filled nylon.

**Colors:** One black and one red.

See chart on page 6 for additional wire and cable specifications.

## Strain Relief Boot


Model#	Fits Cable Types	For Cable O.D.
5155-*	RG 58, 141	0.185in - .200 (4.70mm - 5.08mm)
5156-*	RG 59, 62, 210	0.237in - .247in (6.02mm - 6.27mm)
5157-*	RG 174, 187, 188	0.090in - .110in (2.29mm - 2.79mm)



**Rating:** +122°F (+50°C) Max.

Use with crimp type connectors.  
Sold in packages of 10.

\*Std. Colors: -0 Black, -2 Red



\*see rating message at start of section.

**IEC Insulated BNC Male to Stackable/Retractable 4 mm plugs**

Model#	Length
72908	10in (25cm)

Impedance: 50Ω.  
Rating: 33 Vrms / 70 Vdc, 6A.  
Color: Black.



**IEC Insulated BNC Female to Stackable/Retractable 4 mm plugs**

Model#	Length
72909	10in (25cm)

Impedance: 50Ω.  
Rating: 33 Vrms / 70 Vdc, 6A.  
Color: Black.



**Insulated BNC Male/4mm Shrouded Plugs**

Model#	Length
72927-C-40	40in (100cm)
72927-C-80	80in (200cm)

Impedance: 50Ω.  
Rating: 500V Cat I, 150 V Cat II, 3A.  
Color: Black.



**BNC Male to ... the ends listed below**



**1st End: Crimp BNC Male with Molded Strain Relief.**

Body: tarnish resistant nickel-plated brass; Center Contact: gold-plated brass; Impedance: 50Ω, Boot, PVC; Color: black.  
Cable Type C: RG58C/U

Rating: Maximum voltage for hands free use: 500 Vrms\*.


BNC: Body: tarnish resistant nickel-plated brass; Center Contact: gold-plated brass

Strain Relief: PVC molded directly to cable and connectors.

**Match to any end shown below**

**BNC Male with Molded Strain Relief to Multi-Stacking Banana Plugs**

Model#	Length
5268-C-24	24in (0.6m)
5268-C-36	36in (0.9m)
5268-C-48	48in (1.2m)
5268-C-60	60in (1.5m)



**2nd End: Stacking Banana Plugs.**

Body: nickel-plated brass beryllium copper spring; Insulation: polypropylene; Colors: one black and one red.  
See chart on page 6 for additional wire and cable specifications.

**BNC Male with Molded Strain Relief to Multi-Stacking Double Banana Plug**

Model#	Length
4530-C-18	18in (0.5m)
4530-C-24	24in (0.6m)
4530-C-36	36in (0.9m)
4530-C-48	48in (1.2m)
4530-C-60	60in (1.5m)




**2nd End: Double Banana Plugs.**

Body: nickel-plated brass beryllium copper spring; Insulation: polypropylene. Color: black.  
See chart on page 6 for additional wire and cable specifications.

**BNC Male with Molded Strain Relief to Retractable Sheath Banana Plugs**

Model#	Length
5343-C-12	12in (0.3m)
5343-C-24	24in (0.6m)
5343-C-36	36in (0.9m)
5343-C-48	48in (1.2m)
5343-C-60	60in (1.5m)




Ideal for use with binding posts.

**2nd End: Sheathed Banana Plugs.**

Body: nickel-plated brass beryllium copper spring; Insulation: nylon.  
See chart on page 6 for additional wire and cable specifications.

**BNC Male with Molded Strain Relief to Square Pin Receptacles**

Model#	Length
4945-K-18	18in (0.5m)
4945-K-24	24in (0.6m)
4945-K-36	36in (0.9m)
4945-K-48	48in (1.2m)
4945-K-60	60in (1.5m)



**2nd End: 0.025in (0.6mm) Square Pin Receptacles**

Center Contact: gold-plated brass; Insulation: ABS; Colors: one black and one red.  
See chart on page 6 for additional wire and cable specifications.



## BNC Male or Female to ... the ends listed below

### BNC Male (1st End):

Body: tarnish resistant nickel-plated brass;  
Center Contact: gold-plated brass;  
Insulation: polypropylene; Dielectric: PTFE.

Nominal impedance: 50Ω.

Colors: Black.



Overall length = BNC length + wire length + clip/plug length

Match to any end shown below

### BNC Female (1st End):

Body: tarnish resistant nickel-plated brass;  
Center Contact: beryllium gold-plated copper;  
Insulation: polypropylene; Dielectric: PTFE.

Nominal impedance: 50Ω.

Colors: Black.

Male Model#	Female Model#	Wire Length
-------------	---------------	-------------

Male Model#	Female Model#	Wire Length
-------------	---------------	-------------

### ...Minigrabber® Test Clips (2nd End)



← 2.56in (65.02mm) →

3789	3788	5.5in (140mm)
------	------	---------------

Minigrabber: Contacts: beryllium gold-plated copper; Insulation: glass filled nylon.

Colors: One black and one red.

Rating: Maximum voltage for hands free use: 300 Vrms\*, +131°F (+55°C) max.

### ... Alligator Test Clips (2nd End)



← 2.30in (58.42mm) →

—	2630	5in (127mm)
---	------	-------------

Alligator: Body: steel-plated nickel.


Colors: Vinyl boots: one black and one red.

Rating: +122°F (+50°C) max.

Rating: Maximum voltage for hands free use: 150 Vrms\*.

Jaw Opening: 0.30in (7.62mm).

### ...Micrograbber® Test Clips (2nd End)



← 1.73in (43.94mm) →


5189	5188	5.4in (137mm)
------	------	---------------

Micrograbber: Contacts: beryllium gold-plated copper; Insulation: glass filled nylon.

Colors: One black and one red.

Rating: Maximum voltage for hands free use: 150 Vrms\*, +131°F (+55°C) max.

### ... Minigator Test Clips (2nd End)



← 1.65in (41.91mm) →

2886	2631	5.9in (149mm)
------	------	---------------


Minigator: Body: steel-plated nickel.

Colors: Vinyl boots: one black and one red.

Rating: Maximum voltage for hands free use: 45 Vrms\*, +122°F (+50°C) max.

Jaw Opening: 0.18in (47.50mm).

### ... SMD Grabber® Test Clips (2nd End)



← 1.73in (43.94mm) →


—	5305	5.5in (140mm)
---	------	---------------

Grabber: Contacts: gold-plated stainless steel; Insulation: glass filled nylon.

Colors: One black and one red.

Rating: Maximum voltage for hands free use: 150 Vrms\*, +131°F (+55°C) max.

### ... Stacking Pin Tip Plugs (2nd End)



← 1.18in (29.97mm) →

0.08in (2.03mm) Dia.


3901	3221	5.5in (140mm)
------	------	---------------

Pin Tip Plug: Body: gold-plated brass; Insulation: polypropylene.

Colors: One black and one red.

Rating: Maximum voltage for hands free use: 500 Vrms\*, +131°F (+55°C) max.

### ... Multi-Stacking Banana Plug (2nd End)



← 1.55in (39.37mm) →

3957	3073	5.4in (137mm)
------	------	---------------

Banana Plug: Body: brass, Spring: beryllium copper; gold-plated. Insulation: polypropylene.

Colors: One black and one red

Rating: Maximum voltage for hands free use: 500 Vrms\*, +131°F (+55°C) max.

### ... 20 AWG Leads (2nd End)




4970	4969	5.9in (149mm)
------	------	---------------

Rating: Maximum voltage for hands free use: 500 Vrms\*, +131°F (+55°C) max.

2nd End: None.

### ... Stacking Miniature Banana Plugs (2nd End)



← 0.89in (22.61mm) →


—	3966	5.5in (140mm)
---	------	---------------

Banana Plug: Body: brass, Spring: beryllium copper; gold-plated. Insulation: polypropylene.

Colors: One black and one red

Rating: Maximum voltage for hands free use: 500 Vrms\*, +131°F (+55°C) max.

### Female only ... to #8 Spade Lugs (2nd End)



← 0.168in (4.27mm) →

← 0.98in (24.89mm) →

0.28in (7.11mm)


—	5051	5.4in (136mm)
---	------	---------------

Spade Lug: Body: Copper, tin-plated; Insulation: vinyl.

Colors: One black and one red.

Rating: Maximum voltage for hands free use: 500 Vrms\*, +131°F (+55°C) max.

### Female only ... to .025 Square Pin Receptacles (2nd End)



← 0.10in (2.54mm) →

← 0.52in (13.21mm) →

—	5069	5.6in (143mm)
---	------	---------------

Square Pin: Gold-plated phosphor bronze, ABS insulation.

Colors: One black and one red.

Rating: Maximum voltage for hands free use: 500 Vrms\*, +131°F (+55°C) max.

\*see rating message at start of section.



## RF Coaxial Connectors, Adapters and Kits

Pomona has everything from a single reliable RF adapter to versatile kits packaged in lightweight, foam padded cases containing all the connections and terminations you might need. Small MCX, MMCX, SMA and SMB connectors enable attachment in today's tight spacings. Pomona – connecting with quality.

### Universal Adapter Kit

Model# 5698



Kit contains two each: BNC (m), BNC (f), TNC (m), TNC (f), SMA (m), SMA (f), N (m), N (f), four intermediate couplers, one double Banana Plug, one double Banana Jack, and case.



### Multi-RF Direct Adapter Kit

Model# 72934



A comprehensive kit including the most frequently used 50Ω RF adapters in a rugged pistol-grip case. Allows for direct adaptation without intermediate couplers. All parts are precision machined brass, not diecast, with tarnish resistant nickel plating. Male center pin contacts are gold plated brass. Female center contacts are gold plated heat treated beryllium copper. Insulation material is high density PTFE.

### Maxi Universal Adapter Kit

Model# 5748



Kit contains two each: BNC (m), BNC (f), TNC (m), TNC (f), SMA (m), SMA (f), N (m), N (f), UHF (m), UHF (f), Mini UHF (m), Mini UHF (f), F (m), F (f), RCA (m), RCA (f), six intermediate couplers, one double Banana Plug, one double Banana Jack, one sampler, and case.

#### Kit contains:

3535 BNC (m)/Type N (f)	4295 SMA (f)/TNC (f)
3288 BNC (f)/Type N (m)	4296 SMA (m)/Type N (m)
3844 TNC (m)/BNC (f)	3283 BNC (f-f)
4288 SMA(m)/BNC(M)	3533 BNC (m-m)
4290 SMA (m)/BNC (f)	3285 BNC (f-m-f) TEE
4289 SMA (f)/BNC (m)	3284 BNC (f-f-f) TEE
4291 SMA (f)/BNC (f)	4940 TNC (f-f) Adapter
4298 SMA (m)/Type N (f)	3841 TYPE N (f-f)
4297 SMA (f)/Type N (m)	3842 TYPE N (m-m)
4299 SMA (f)/Type N (f)	4282 SMA (m-f) Rt Angle
4292 SMA (m)/TNC (m)	4283 SMA (m-m)
4294 SMA (m)/TNC (f)	4284 SMA (f-f)
4293 SMA (f)/TNC (m)	4286 SMA Termination, 50Ω (m)

### Adapter Kit Accessories

Individual adapters for the Universal Adapter Kits are also available.

Coupling nut adapter to	Model#	5698	5748	Coupling nut adapter to	Model#	5698	5748
BNC (m)	5735	2	2	Mini UHF (m)	5753	–	2
BNC (f)	5739	2	2	Mini UHF (f)	5757	–	2
TNC (m)	5736	2	2	RCA (m)	5754	–	2
TNC (f)	5740	2	2	RCA (f)	5758	–	2
SMA (m)	5737	2	2	F (m)	5759	–	2
SMA (f)	5741	2	2	F (f)	5755	–	2
N (m)	5734	2	2	Coupler	5742	4	6
N (f)	5738	2	2	Dbl Banana Plug	5743	1	1
UHF (m)	5752	–	2	Dbl Banana Post	5744	1	1
UHF (f)	5756	–	2	Sampler	5760	–	1

### SMA Adapter Kit

Model# 72931



A consolidated kit including the most frequently used SMA adapters in a rugged pistol-grip case. Allows for direct adaptation without intermediate couplers. All parts are precision machined brass, not diecast, with tarnish resistant nickel plating. Male center pin contacts are gold plated brass. Female center contacts are gold plated heat treated beryllium copper. Insulation material is high density PTFE.

#### Kit contains:

4282 Right Angle SMA Female to SMA Male	4292 SMA Male to TNC Male
4283 Inline SMA Male to SMA Male	4293 SMA Female to TNC Male
4284 Inline SMA Female to SMA Female	4294 SMA Male to TNC Female
4286 SMA Male Terminator Plug	4295 SMA Female to TNC Female
4288 SMA Male to BNC Male	4296 SMA Male to N Male
4289 SMA Female to BNC Male	4297 SMA Female to N Male
4290 SMA Male to BNC Female	4298 SMA Male to N Female
4291 SMA Female to BNC Female	4299 SMA Female to N Female

## RF Coaxial Connectors, Adapters and Kits

### N Adapter Kit



**Model# 72932**

A consolidated kit including the most frequently used Type N adapters in a rugged pistol-grip case. Allows for direct adaptation without intermediate couplers. All parts are precision machined brass, not die-cast, with tarnish resistant nickel plating. Male center pin contacts are gold plated brass. Female center contacts are gold plated heat treated beryllium copper. Insulation material is high density PTFE.

**Kit contains:**

- 3288 N Male to 50Ω BNC Female
- 3535 N Female to 50Ω BNC Male
- 3841 Inline N Female to N Female
- 3842 Inline N Male to N Male
- 3843 Right Angle N Female to N Male
- 4286 N Male to SMA Male
- 4297 N Male to SMA Female

- 4298 N Female to SMA Male
- 4299 N Female to SMA Female
- 5089 T Style N Female to N Female to N Female
- 4240-50 50Ω N Terminator Plug
- 4240-75 75Ω N Terminator Plug

### 7/16 DIN Adapter Kit



**Model# 6254**

This kit will enable the field service technician to connect equipment that has 7/16 DIN connectors to other equipment that has Type N connectors. These connectors are not compatible, but both are commonly found on the same types of telephone equipment and test equipment.

The key feature of the 7/16 DIN connector is the extremely high resistance to inter-modulation interference. These connectors are used in cellular phone and PCS systems to reduce interference in crowded cell sites and also in radio, television and repeater sites.

An assortment of the most useful adapters for conversion between 7/16 DIN and Type N.

**Kit contains one each:**

- 6256 7/16 DIN Male to Type N Male Adapter
  - 6257 7/16 DIN Male to Type N Female Adapter
  - 6259 7/16 DIN Female to Type N Male Adapter
  - 6260 7/16 DIN Female to Type N Female Adapter
  - 7/16 DIN Male to 7/16 DIN Female Right Angle Adapter
  - 7/16 DIN Female to 7/16 DIN Female Splice
- All parts are protected by a custom zippered case with die cut foam padding.

### BNC to Banana Plug and Binding Post Adapter Kit



**Model# 5510**

An assortment of many of Pomona's most popular BNC

**Kit contains one each:**

- BNC Female to Stacking Double Banana Plug
- BNC Male to Stacking Double Banana Plug
- BNC Male to Stackable Binding Posts
- BNC Female to Stackable Binding Posts
- BNC Female to Female
- BNC Male to Male adapters.

### BNC Within Series Adapter Kit



**Model# 5511**

An assortment of Pomona's popular BNC within series adapters.

**Kit contains one each:**

- BNC Female to Female 3283
- BNC T (Female/Female/Female) 3284
- BNC T (Female/Male/Female) 3285
- BNC Male to Male 3533
- BNC Right Angle Male to Female 3534
- BNC T (Male /Female/Female) 4896

### BNC 50Ω Attenuator Kit



**Model# 5513**

Kit contains five Model 4108 BNC 50Ω attenuators, one each of 3dB, 6dB, 10dB, 14dB and 20dB.

(Same as Model 4108).

### Universal Adapter Cable



Model#	Length
5749-24	24in (0.6m)
5749-36	36in (0.9m)
5749-48	48in (1.2m)
5749-60	60in (1.5m)
5749-72	72in (1.8m)


Make cable assemblies with any of the adapters in the universal adapter kits.

50Ω RG 58C/U, 195" O.D.



**BNC Female to Double Stacking Banana Plug**

**Model# 1269**



**Rating:** Maximum voltage for *hands free use*: 500 Vrms\*, +122°F (+50°C) max.

**Material:** *Banana Plug Jack*: brass; *Spring*: heat treated beryllium copper; *Finish*: nickel plating.

**4mm Safety Banana Jack to 2mm Banana Plug Adapter**

Model#	Color
72914-02	Set, Black and Red
72914-0	10 pack, Black
72914-2	10 pack, Red




Accepts 4mm safety-sheathed banana plugs.

**Rating:** 30 Vrms/42.4 Vpk/60 Vdc or current exceeds 8A maximum, 36A.

**BNC Male to Double Stacking Banana Plug**

**Model# 1270**




**Rating:** Maximum voltage for *hands free use*: 500 Vrms\*, +122°F (+50°C) max.

**Material:** *Banana Plug Jack*: brass; *Spring*: heat treated beryllium copper; *Finish*: nickel plating.

**BNC Female to Stackable Binding Posts**


**Model# 1452**



**Rating:** Maximum voltage for *hands free use*: 500 Vrms\*, +122°F (+50°C) max.

**BNC Female to Double Banana Plug**

**Model# 1468**




4 solder turrets provide access between BNC and isolated banana plugs.

**Rating:** Maximum voltage for *hands free use*: 500 Vrms\*, +131°F (+55°C) max.

**BNC:** isolated from Banana Plugs. **Material:** *Banana Plug Jack*: brass; *Spring*: heat treated beryllium copper; *Finish*: nickel plating.

**BNC Male to Stackable Isolated Binding Posts with 4 Terminals**

**Model# 1469**




4 solder turrets for component attachments.

Use to make your own attenuator, balun, or filter.

**Rating:** Maximum voltage for *hands free use*: 500 Vrms\*, +131°F (+55°C) max.

**Insulated BNC Male to Dual 4 mm Banana Plugs/Jacks**


Model#	Type
72937	Jacks



**Rating:** 500V Cat I, 150V Cat II.

**BNC Male with Binding Post**

**Model# 3430-\***



**Rating:** Maximum voltage for *hands free use*: 500 Vrms\*, +239°F (+115°C) max.

\*Std. Colors: -0 Black, -2 Red.

**Insulated BNC Female to Dual 4 mm Banana Plugs/Jacks**

Model#	Type
72938	Jacks



**Rating:** 500V Cat I, 150V Cat II.

**BNC Female to Single Banana Plug**


**Model# 1894**



**Rating:** *Hands free testing* in controlled voltage environment: 500 Vrms\*, +122°F (+50°C) max.

**BNC Female to Miniature Double Banana Plug**

**Model# 3269**




Allows a BNC male to be used with equipment having 0.50in (12.70mm) spaced miniature banana jacks.

**Rating:** Maximum voltage for *hands free use*: 500 Vrms\*, +122°F (+50°C) max.

**BNC Male to Stackable Binding Posts**


**Model# 1296**



**Rating:** Maximum voltage for *hands free use*: 500 Vrms\*, +122°F (+50°C) max.

**BNC Male to Miniature Stackable Binding Posts**

**Model# 3296**



Binding posts also accept miniature double banana plugs.

**Rating:** Maximum voltage for *hands free use*: 500 Vrms\*, +122°F (+50°C) max.

## RF Coaxial Connectors, Adapters and Kits


### BNC Female to Single Banana Plug with Ground Lead

Model# 4684

Use with equipment having banana plugs or binding posts with non-standard spacing.

18 AWG Ground wire, 2.5in (63.50mm) long.

**Rating:** Maximum voltage for *hands free use:* 500 Vrms\*, +131°F (+55°C) max.



### BNC Feed-Thru Termination

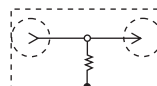
Model#	Ω
4119-50	50
4119-75	75
4119-600	600

**Rating:** 2W Carbon film resistor.

**Accuracy:** 2%.

**Frequency Range:** DC to 500 MHz, +216°F (+102°C) max.

1.45in (36.83mm)



### BNC Male/Female with DC-Blocking Series Capacitor

Model# 5297

Use for sensitive RF measurements.

**Rating:** Maximum voltage for *hands free use:* 500 Vrms\*, +216°F (+102°C) max.

**Capacitor:** 1000 pF, 600 Vdc.

1.98in (50.29mm)



### BNC 50Ω Attenuator

Model#	dB
4108-3dB	3dB
4108-6dB	6dB
4108-10dB	10dB
4108-14dB	14dB
4108-20dB	20dB

**Rating:** 2W Avg. @ 77°F (25°C) max.

50Ω impedance. Metal film resistor attenuator.

1.36in (34.54mm)



### Type N Male Terminator Plugs

Model#	Ω
4240-50	50

**Rating:** Frequency Range DC to 500 MHz, Power: 1W @ 158°F (70°C) max.

**Accuracy:** 1%.

2.07in (52.58mm)



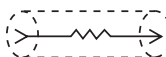
### BNC In-Series Resistor Attenuator

Model#	Ω
4391-25	25
4391-50	50
4391-75	75

**Rating:** Frequency Range DC to 500 MHz, +216°F (+102°C) max.

Add series resistance to coaxial lines. 1%, 2W, non-inductive film resistor.

1.98in (50.29mm)



### BNC Male Terminator Plugs

Model#	Ω
3840-50	50
3840-75	75

**Rating:** Frequency range dc to 500MHz, power .5W @ 158°F (70°C) max.

**Accuracy:** 1%.

1.44in (36.83mm)



### BNC Shorting Cap or Dust

Model#	Type
5085	Shorting cap
3839	Dust cap

Shorting cap provides protection and supplies a short across an input.

Dust cap protects sensitive instrument inputs and is non-shorting.

Tarnish resistant plating.

3in (76.20mm) long chain.



\*see rating message at start of section.

**BNC Straight RF Plugs**



Fig. 1: Compression Style



Fig. 3: Crimp Style\*



Fig. 2: Crimp Style

**Rating:** Maximum voltage for *hands free use*: 500 Vrms.


**BNC:** *Body*: tarnish resistant nickel-plated brass; *Center Contact*: male: gold-plated brass; female: gold-plated beryllium copper; *Dielectric*: PTFE.

**\*Performance:** 4 GHz with VSWR of 1.3 maximum from 0 to 4GHz.


\*\*see data sheet on website for ratings.

Model#	Type	Fig.	Cable Group RG /U BNC
<b>50Ω Impedance Compression</b>			
4488	BNC (m)	1	142, 142A, 142B, 223, 58, 58A, 58C, 5B, 5BA, 5BC, 8C, 141, 141A
5307	BNC (m)	1	174, 174A, 179B, 187, 187A, 188, 188A, 316
<b>50Ω Impedance Crimp</b>			
5285	BNC (m)	2	RG58, 58A, 58C, 141, 141A
7035*	BNC (m)	2	RG55A, 142, 142A, 223, 400
7040*	BNC (m)	2	RG179, 179B, 187, 187A, 174, 188, 188A, 316
73042**	BNC (m)	3	174, 188, 316
73043**	BNC (m)	2	8, 9, 11, 213, 214
73061	BNC (m)	3	58, 141
<b>75Ω Impedance</b>			
5286	BNC (m)	2	59, 59A, 59B, 62, 62A, 62B, 62C, 210
6752A	BNC (m)	2	59A, 59B, 62, 210, Belden 8241, 8263

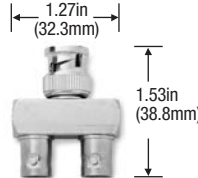
**BNC within Series Adapters**




6701




3534




6700/6754



3284/6738




4896




3285/6739




3533/6740




3847/6744  
See Cutout



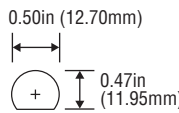
3846  
See Cut-Out



3283/6737



6705



Panel Cut-Out for  
3846/3847/6744

Model#	Type	Special Features
<b>50Ω Impedance</b>		
3283	BNC (f/f)	—
3533	BNC (m/m)	—
3285	BNC (f/m/f)	—
3284	BNC (f/f/f)	—
4896	BNC (m/f/f)	—
3534	BNC (f/m)	Right Angle
3847	BNC (f/f)	Hermetically Sealed (b)
3846	BNC (f/f)	Isolated Ground (a)
6700	BNC (f/m/f)	In-line
6701	BNC (f/m/f)	Right Angle
<b>75Ω Impedance</b>		
6705	BNC (f/f)	Isolated Ground (a)
6737	BNC (f/f)	—
6738	BNC (f/f/f)	—
6739	BNC (f/m/f)	—
6740	BNC (m/m)	—
6744	BNC (f/f)	Hermetically Sealed (b)
6754	BNC (f/m/f)	In-line

**Notes:** (a) Mounting hardware is isolated from outer conductor of BNC, (b) Leakage rate less than 10<sup>-7</sup> cc/sec of tracer gas at one atmosphere.

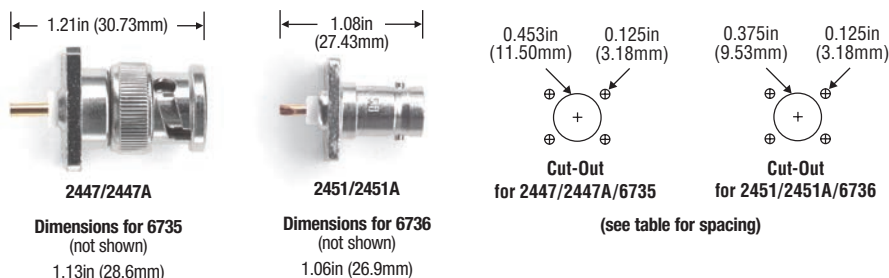
**Rating:** Maximum voltage for *hands free use*: 500 Vrms\*, -85°F to +329°F (-65°C to +165°C).

**BNC:** *Shell*: tarnish resistant nickel-plated brass; *Center Contact*: male: gold-plated brass; female: gold-plated beryllium copper; *Dielectric*: PTFE.

**Bandwidth:** to 4 GHz.

# RF Coaxial Connectors, Adapters and Kits

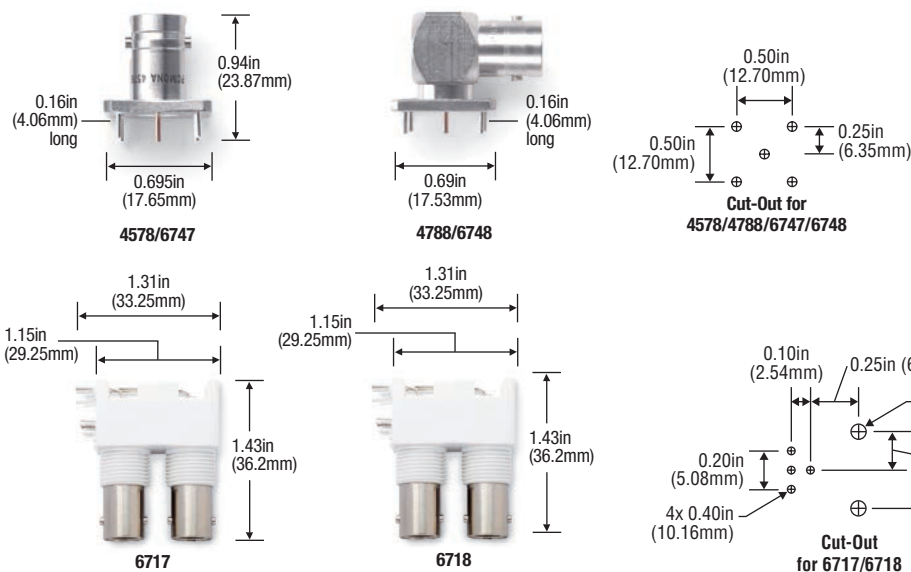
## BNC Panel Receptacles



Model#	Type	Spacing
<b>50Ω Impedance</b>		
2447	BNC (m)	0.531in (13.46mm) hole spacing center to center
2451	BNC (f)	
2447A	BNC (m)	0.50in (12.70mm) hole spacing center to center
2451A	BNC (f)	
<b>75Ω Impedance</b>		
6735	BNC (m)	0.50in (12.70mm) hole spacing center to center
6736	BNC (f)	0.50in (12.70mm) hole spacing center to center

**BNC: Shell:** tarnish resistant nickel-plated brass; **Center Contact:** male: gold-plated brass; female: gold-plated beryllium copper; **Dielectric:** PTFE.

## BNC Female PCB Mount




Model#	Type	Material
<b>50Ω Impedance</b>		
4578	Vertical BNC	—
4788	R/A BNC	Brass
6717	Dual R/A BNC	White Valox
<b>75Ω Impedance</b>		
6718	BNC (f)	White Valox
6747	BNC (f)	Vertical
6748	BNC (f)	Right Angle

**Rating:** Maximum voltage for *hands free use*: 500 Vrms\*, **Impedance:** 50Ω, -85 to +329°F (+165 to -65°C)

**BNC: Body:** tarnish resistant nickel-plated brass; **Contact:** gold-plated beryllium copper. **Dielectric:** PTFE.

## BNC Bulkhead Receptacles




Model#	Type	Special Features	Max. Panel Thickness
<b>50Ω Impedance</b>			
3778	BNC (f)	Isolated Ground, Teflon Insulation	0.18in (4.57mm)
5148	BNC (f)	Isolated Ground, Valox Insulation	0.175in (4.45mm)
4159	BNC (f)	Hermetically Sealed*	0.37in (9.40mm)
4160		—	0.10in (2.54mm)
4979		—	0.19in (4.83mm)
<b>75Ω Impedance</b>			
6741	BNC (f)	Isolated Ground	—
6745	BNC (f)	—	—

\* Leakage rate less than 10<sup>-7</sup> cc/sec of tracer gas at one atmosphere.

**BNC: Body:** tarnish resistant nickel-plated brass; **Center Contact:** male: gold-plated brass; female: gold-plated beryllium copper (except as noted); **Dielectric:** PTFE.

Mounting hardware is isolated from outer conductor of BNC.

**SMA within Series Adapters**




Model#	Type
4282	SMA (f) to (m), Right Angle
4284	SMA (f) to (f)

**SMA:** Shell: gold-plated brass; Center Contacts: gold-plated brass; Dielectric: PTFE.

**Frequency Range:** 4283, 4284: 12.4GHz; 4282: 12GHz.

**Type N Male Connector**



Model#	Type
4787	


**Fit Cable Types:** RG58 and 142, 223, 141, 400.

**N:** Body: bronze-plated white brass; Center Contact: male: gold-plated brass; female: gold-plated beryllium copper; Dielectric: PTFE.

**Impedance:** 50Ω .

**Rating:** Maximum voltage for hands free use: 1,000 Vrms\*.

**SMA Male Terminator Plug**



Model#	Type
4286	

**Rating:** Maximum voltage for hands free use: 335 Vrms\*.

**Impedance:** 50Ω 1/2 W., 1%.

**VSWR:** 1.25 max. to 18GHz, 1/2 W, 85°F to +329°F (65°C to +165°C).

Resistor Terminator.

Gold-plated stainless steel with Teflon insulation.

**Type N to UHF**




Model#	Type
73047	N (f)/UHF (m)

**N/UHF:** Body: nickel-plated brass; Center Contact: gold-plated phosphor bronze; Insulators: PTFE.

**Rating:** Maximum voltage for hands free use: 750 V.

**SMA Plug, 50Ω Termination**




Model#	Type
72975	

**Bandwidth:** 0-12.4 GHz on flexible cable.

**Rating:** For CE compliance and personal safety, do not hold in hand when voltages exceed 30 Vrms/42.4 Vpk/60 Vdc or current exceeds 8A maximum. Maximum voltage for hands free use: 500 Vpeak: RG58, 141, 143; 375 Vpeak: RG174, 188, 316. Do not use on circuits where transient stresses can exceed the rated voltage.

**Body:** machined brass, gold-plated finish; **Center Contacts:** plug: gold-plated brass; jack: gold-plated beryllium copper.

**Type N to TNC**




Model#	Type
73046	N (f)/TNC (m)

**N/TNC:** Body: nickel-plated brass; Center Contact: gold-plated phosphor bronze; Insulators: PTFE.

**Impedance:** 50Ω.

**Rating:** Maximum voltage for hands free use: 1500 V.


**SMA Female to Female Bulkhead Receptacle**



Model#	Type
4285	

**SMA:** Shell: gold plated brass; Center Contacts: gold plated brass; Dielectric: PTFE.


**F Adapters and PCB Mount Connectors**



Model#	Type
6802	F (F/F) Bulkhead adapter

**Material:** These 75 Ω connectors are designed for fast installation with no crimping. Connectors are precision machined brass with nickel plating and gold plated center contacts.


**F within Series Adapters**



Model#	Type
6712	F (m/f) Right angle
6713	F (m/f) In line, Push-on

**Material:** Machined, nickel-plated brass.

**SMA Shorting Cap**




Model#	Type
5088	

Screw onto SMA female. Protects sensitive instrument inputs or provides a necessary reference short.

**SMA:** Shell: gold plated; Center Contacts: gold-plated steel.

# RF Coaxial Connectors, Adapters and Kits

## Type N Adapters



Model#	Type
3841	N (f/f)
3842	N (m/m)
3843	N (f/m)
5089	N (f/f/f)
73044*	N (m/f/m)
73045*	N (f/f) Pressurized Bulkhead


**N:** Body: nickel plated or bronze-plated white brass; Center Contact: male: gold-plated brass, female: beryllium copper or phosphor bronze, gold-plated; Dielectric: PTFE.

**Impedance:** 50Ω.

**Rating:** Maximum voltage for hands free use: 1,000 Vrms\*.

\*see data sheet on website for ratings

## Type N Male 50Ω Connectors




Model#	Type	Cable Group RG_/U BNC	Rating
73048	N (m) Right Angle	214, 225, 393	1000V
73049	N (m) Right Angle	55, 142, 223	1500V
73050	N (m)	58, 141	1500V
73051	N (m)	8, 213	1500V
73052	N (m) Semi-Rigid	402	1500V
73062	N (m)	8, 9, 144, 165, 213, 214, 216, 225	1000V

**N:** Body: nickel-plated brass; Center Contact: gold-plated brass; Dielectric: PTFE.

**Impedance:** 50Ω.

## Type N Panel Mount Receptacle




Model#	Type
2455	N (f)
4956	N (f)

**N:** Body: bronze-plated white brass; Center Contact: female: gold-plated beryllium copper; Dielectric: PTFE.

**Impedance:** 50Ω.

**Rating:** Maximum voltage for hands free use: 1,000 Vrms\*.

## Triaxial Female Bulkhead Receptacles



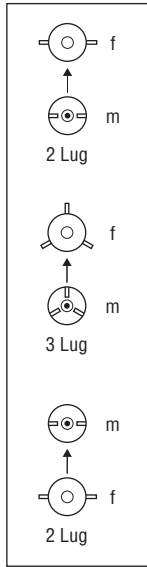
Model#	Lugs	Max. Panel Thickness
3580	2 lug (f)	0.25in (6.35mm)
4388*	2 lug (f)	0.25in (6.35mm)
5219	3 lug (f)	0.14in (3.56mm)

\*Hermetically sealed leakage less than 10-7 cc/sec tracer gas at one atmosphere.


**Triaxial:** Body/Fittings: tarnish resistant nickel-plated brass; Center Contact: female: gold-plated beryllium copper; Outer Contact: gold-plated beryllium copper; Dielectric: PTFE.

\*see rating message at start of section.






**Triaxial Cable Plugs and Jacks**



Model#	Lugs	Max. Panel Thickness	Fits Cable Types
3600	2 Lug (m)	-	Belden twinaxial 9272 0.242in (6.15mm) O.D.
4661	2 Lug (f)	0.14in (3.56mm)	Microdot 293-3930 0.175in (4.45mm) O.D.
5056	2 Lug (m)	-	Belden triaxial 9222
5218	3 Lug (m)	-	0.242in (6.15mm) O.D.

**Triaxial:** *Body/Fittings:* tarnish resistant nickel-plated brass; *Center Contact:* male: gold-plated brass; female: gold-plated beryllium copper; *Outer Contact:* gold-plated beryllium copper; *Dielectric:* PTFE.

**Triaxial Adapters**



Model#	Lugs	Max. Panel Thickness
5178	2 Lug (f)	0.25in (6.35mm)
5290	2 Lug (f)	-

**Triaxial:** *Body/Fittings:* tarnish resistant nickel-plated brass; *Center Contact:* female: gold-plated beryllium copper; *Outer Contact:* gold-plated beryllium copper; *Dielectric:* PTFE.

**RF MCX Connectors**

**Bandwidth:** 3-6 GHz, depending upon connector. (see data sheet on website.)  
**Working Voltage:** For CE compliance and personal safety, do not hold in hand when voltages exceed 30 Vrms/42.4 Vpk/60 Vdc or current exceeds 8A maximum. Maximum voltage for *hands free use:* 170 Vrms. Do not use on circuits where transient stresses can exceed the rated voltage.  
**Materials:** *Body:* brass, gold-plated finish; *Center Contacts:* plug: gold-plated brass; jack: gold-plated beryllium copper.


Above specifications apply to models 73004, 73014, 73015 and 73012 below

**RF MMCX Connectors**

**Bandwidth:** 3-6 GHz, depending upon connector. (see data sheet on website.)  
**Working Voltage:** For CE compliance and personal safety, do not hold in hand when voltages exceed 30 Vrms/42.4 Vpk/60 Vdc or current exceeds 8A maximum. Maximum voltage for *hands free use:* 170 Vrms. Do not use on circuits where transient stresses can exceed the rated voltage.  
**Materials:** *Body:* brass, gold-plated finish; *Center Contacts:* plug: gold-plated brass; jack: gold-plated beryllium copper.


Above specifications apply to models 73037, 73028 and 73039 below

**MCX Plug, Straight Crimp**




Model#	$\Omega$	Cable Group RG /U
73004	75	179

**MMCX 50 $\Omega$  Jack, Straight Semi-Rigid Crimp**



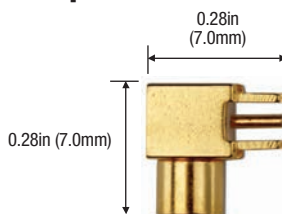
Model#	Cable Group RG /U
73037	405

**MCX Plug, Straight Semi-Rigid Crimp**




Model#	$\Omega$	Cable Group RG /U
73014	50	402
73015		405

**MMCX 50 $\Omega$  Jack, Right-Angle PCB Receptacle**




73028

**MMCX 50 $\Omega$  Jack, Straight Edgcard**



73039

**MCX Jack, Straight Crimp**



Model#	$\Omega$	Cable Group RG /U
73012	75	179

# RF Coaxial Connectors, Adapters and Kits

## RF SMA Connectors


**Bandwidth:** 0-12.4 GHz on flexible cable (see data sheet on website).

**Rating:** For CE compliance and personal safety, do not hold in hand when voltages exceed 30 Vrms/42.4 Vpk/60 Vdc or current exceeds 8A maximum. Maximum voltage for *hands free use*: 500 Vpeak: RG58, 141, 143; 375 Vpeak: RG174, 188, 316. Do not use on circuits where transient stresses can exceed the rated voltage.

**Materials:** *Body:* machined brass, gold-plated finish; *Center Contacts:* plug: gold-plated brass; jack: gold-plated beryllium copper.


Above specifications apply to the models on this page

### SMA 50Ω Plug




Model#	Description	Cable Group RG /U
72943	Straight Crimp	58
72945	Straight Crimp	142, 400
72946	Straight Crimp	174, 188, 316
72950	Straight Crimp, Reverse Polarity	174, 188, 316

### SMA 50Ω Plug, Right-Angle Crimp




Model#	Cable Group RG /U
72958	58
72959	141, 174, 188, 316
72960	142, 400

### SMA 50Ω Jack, Straight Crimp




Model#	Cable Group RG /U
72953	142, 400
72954	174, 188, 316

### SMA 50Ω Jack, Bulkhead Crimp




Model#	Cable Group RG /U
72956	174, 178, 188, 316

### SMA 50Ω Jack, Panel Receptacle



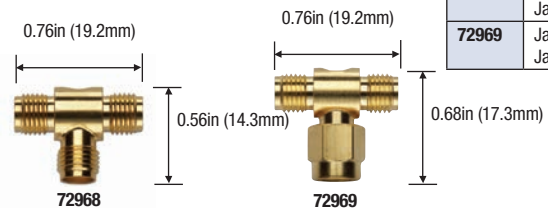
Model#	Description
72961	2 Hole
72962	4 Hole

### SMA 50Ω Within Series Adapters




Model#	Description
72964	Plug (m/m)
72966	Jack (f/f)
72967	Jack, Reverse Polarity (f/f)
72973	Jack (f) to Jack (f)
72974	Jack to Reverse SMA Plug

### SMA 50Ω T Type



Model#	Description
72968	Jack (f)/ Jack (f)/Jack (f)
72969	Jack (f)/Plug (m)/ Jack (f)

### SMA 50Ω Jack, Straight PCB Receptacle




72963

### SMA 50Ω Jack, Straight PCB Receptacle Edge Mount



72970

### SMA 50Ω Jack, Right-Angle PCB Receptacle



72971

\*see rating message at start of section.