



Chipsmall Limited consists of a professional team with an average of over 10 year of expertise in the distribution of electronic components. Based in Hongkong, we have already established firm and mutual-benefit business relationships with customers from,Europe,America and south Asia,supplying obsolete and hard-to-find components to meet their specific needs.

With the principle of "Quality Parts,Customers Priority,Honest Operation,and Considerate Service",our business mainly focus on the distribution of electronic components. Line cards we deal with include Microchip,ALPS,ROHM,Xilinx,Pulse,ON,Everlight and Freescale. Main products comprise IC,Modules,Potentiometer,IC Socket,Relay,Connector.Our parts cover such applications as commercial,industrial, and automotives areas.

We are looking forward to setting up business relationship with you and hope to provide you with the best service and solution. Let us make a better world for our industry!



## Contact us

Tel: +86-755-8981 8866 Fax: +86-755-8427 6832

Email & Skype: info@chipsmall.com Web: www.chipsmall.com

Address: A1208, Overseas Decoration Building, #122 Zhenhua RD., Futian, Shenzhen, China





Copyright FD



FCI

FCIconnect.com

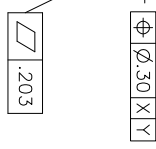
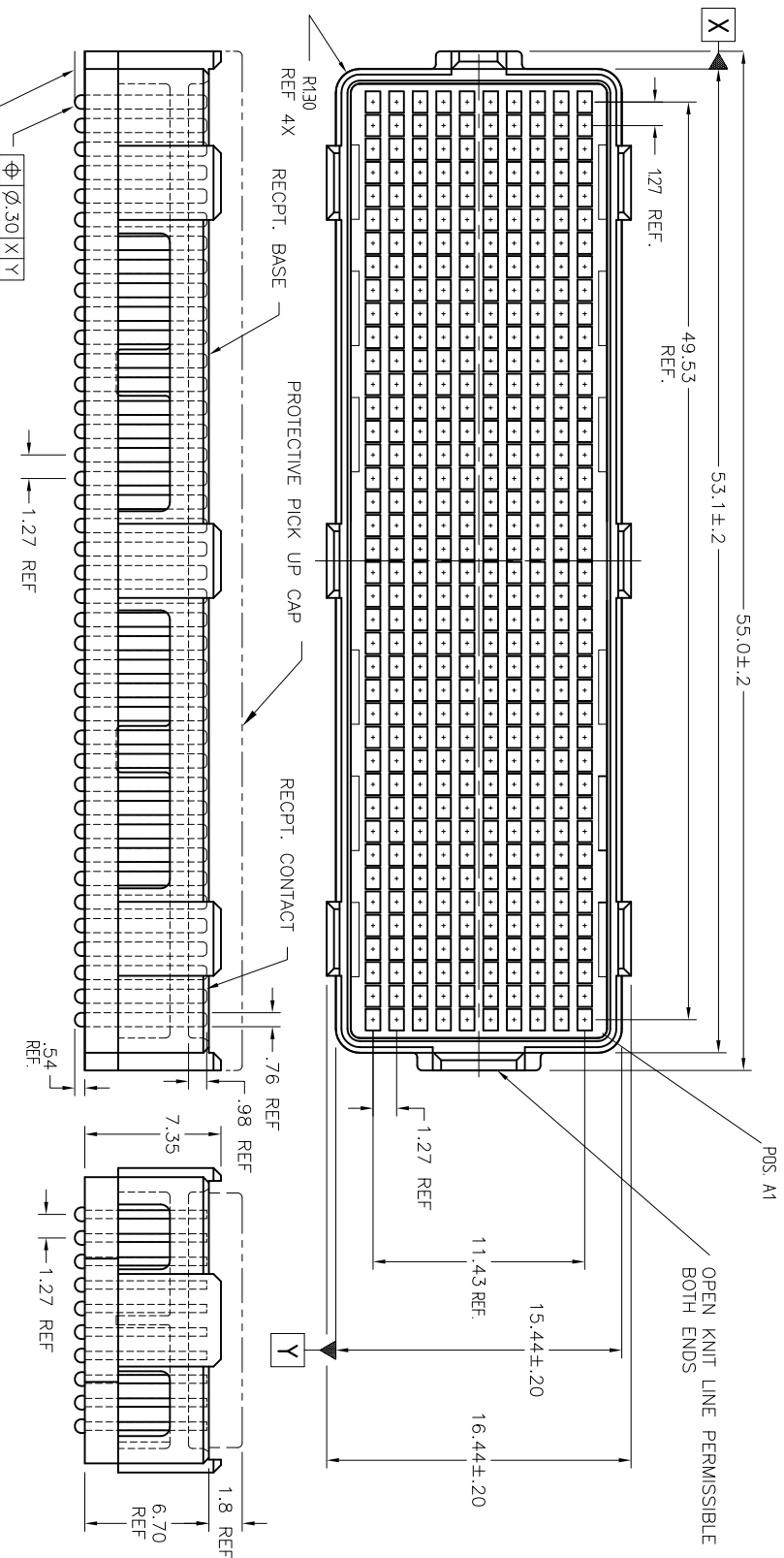


PRODUCT NUMBER  
SEE SHEET 3

1 | 2

3 |

4



mat'l. code	SEE NOTE 1	date	surface	tolerance	projection	product family	title
lfr	ecm no.	dfr	ASPE Y4.5	ASPE Y4.5		MEG-ARRAY	
L	V06-0560	LP	2006-06-29	XXX.13	MM		8mm RECPT. ASSY
M	V06-0499	RE	2009-10-21	XXX.13			10 X 40 = 400 POS.
N	V-012332	RE	2002-08-08	XXX.051	Scale: 3:1		
P	V-B977-1	DCH	2002-11-06				
R	V-B9499	DCH	2005-11-20				
K	V06-0940	VS	2006-10-18				
Sheet	revision	R	R	R	R		
Index	Sheet	1	2	3			



dwg no  
**74390**

sheet 1 of 3 size  
**A4**

CUSTOMER Drawing

Form: ADMX11C

1

2

3

4



Copyright FCI

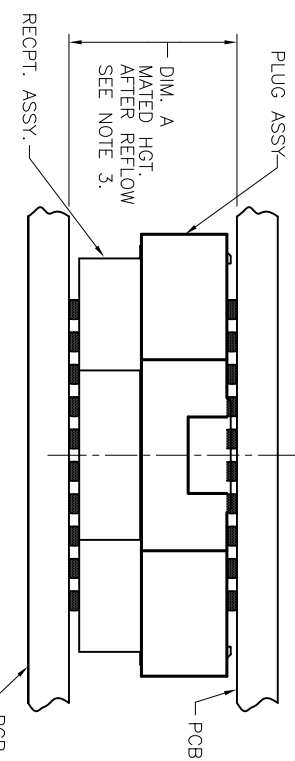


FCIconnect.com

3 |

4

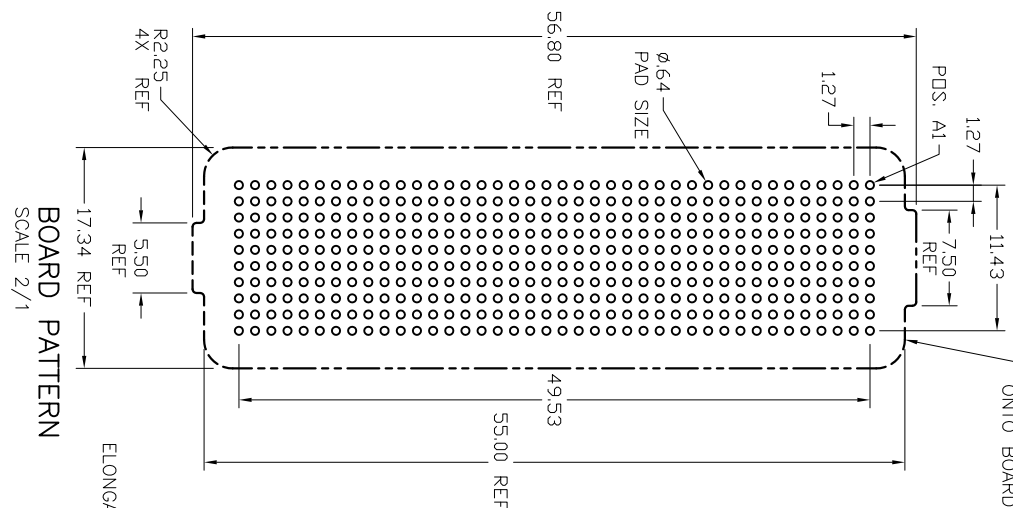
STENCIL MATED CONNECTOR OUTLINE ONTO BOARD.



DIM. A	PLUG ASSY P/N	RECP. ASSY P/N
8.0	84740	74390
14.0	84520	74390

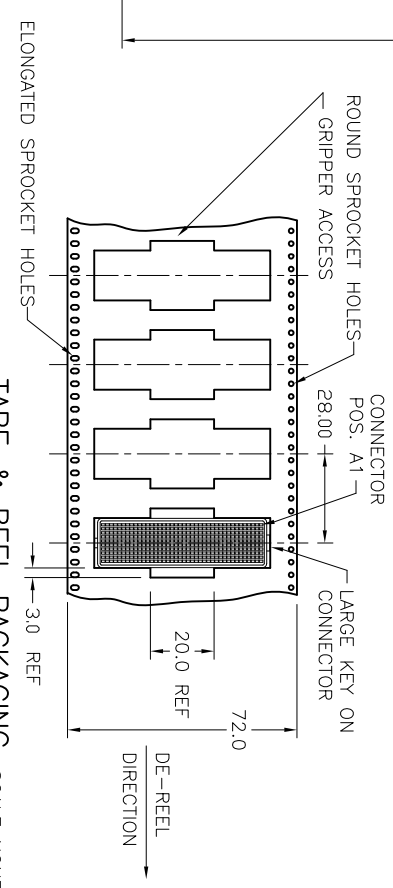
MATED HEIGHT AFTER REFLOW IS BASED ON  $\phi$ .64mm PAD (METAL-DEFINED) AND .13mm SOLDER PASTE STENCIL THICKNESS. SEE NOTE 3.

**END VIEW - MATED CONNECTORS** SCALE NONE



**BOARD PATTERN**  
SCALE 2/1

NOTE 7  
FLAT AREA FOR PICK-UP CAP



**TAPE & REEL PACKAGING** SCALE NONE  
PER EIA 481-3

mat'l. code	SEE NOTE 1	surface	tolerance	projection	product family
lfr	ecm no.	dr	date	ASPE Y4.5	MEG-ARRAY
R	angles	dr	ASPE Y4.5	ASPE Y4.5	8mm RECP. ASSY.
	dr	dr	XXX.13	XXX.13	10x40 = 400 POS.
	dr	dr	XXX.051	XXX.051	Scale 2:1
	dr	D	WAUGHEN	999-01-05	FCI
	dr	PLQJ	T LEMKE	999-01-05	dwg no
	dr	PLQJ	T LEMKE	999-01-05	74390
	dr	PLQJ	T LEMKE	999-01-05	sheet 2 of 3
	dr	PLQJ	T LEMKE	999-01-05	size
	dr	PLQJ	T LEMKE	999-01-05	A4
sheet	revision				CUSTOMER Drawing
index	sheet				

form: ADMX11C 1 2 3 4



Copyright ©



FCIconnect.com

1 | 2

3 |

4

NOTES:

- 1. MAT'L:

HOUSING: LCP  
CONTACT: COPPER ALLOY

PLATING

CONTACT: (SEE TABLE ON SHEET 3)  
SOLDER BALL: (SEE TABLE ON SHEET 3)  
EUTECTIC SnPb OR LEAD FREE  
95.5Sn/44g/0.5Cu

- 2. SOLDER BALLS WILL NOT BE PERFECT SPHERICAL SHAPE DUE TO REFLOW ATTACHMENT.
- 3. MATED HEIGHT EFFECTED BY CUSTOMER'S PCB PAD SIZE, PLATING, SOLDER REFLOW PROFILE, & SOLDER PASTE.
- 4. PLATING FOR INDICATED -2XX SERIES PRODUCT NUMBERS MEET THE REQUIREMENTS OF GR-1217-CORE, CENTRAL OFFICE ENVIRONMENT, (25 YEAR LIFE EXPECTANCY). THE CONTACT GEOMETRY IN THESE PRODUCT NUMBERS IS SPECIAL ALSO.
- 5. FOR PROPER APPLICATION FOLLOW FCI APPLICATION SPECIFICATION GS-20-033 LEAD FREE SOLDER BALLS WILL NOT SOLDER PROPERLY IN A LEADED SOLDER PROCESS DUE TO A HIGHER REFLOW TEMPERATURE. LEAD FREE PRODUCT IS THEREFORE NOT BACKWARDS COMPATIBLE WITH LEADED OR SOME SOLDERING APPLICATIONS. REFERENCE FCI APPLICATION SPECIFICATION
- 6. THIS PRODUCT MEETS EUROPEAN UNION DIRECTIVES AND OTHER COUNTRY REGULATIONS AS DESCRIBED IN GS-47-0004 PRODUCT MEETING THIS DIRECTIVE IS IDENTIFIED IN THE LOT CODE NUMBER MARKED ON EACH PART BY HAVING AN "X" IN THE SEVENTH CHARACTER POSITION
- 7. COMPANY LOGO TO APPEAR IN THIS AREA.
- 8. 74390-302, -302LF, -402, -402LF, -502 AND -502LF ARE OBSOLETE

PRODUCT NUMBER	PICK-UP CAP (NATURAL OR BLACK COLOR)	CONTACT PLATING AND THICKNESS	SOLDER BALL	NOTES
74390-001	YES	15u" (.38um) Au	SnPb	6
74390-001LF	YES	15u" (.38um) Au	LEAD FREE	6
74390-091	YES	15u" (.38um) GXT	SnPb	6
74390-091LF	YES	15u" (.38um) GXT	LEAD FREE	6
74390-101	YES	30u" (.76um) Au	SnPb	6
74390-101LF	YES	30u" (.76um) Au	LEAD FREE	6
74390-191	YES	30u" (.76um) GXT	SnPb	6
74390-191LF	YES	30u" (.76um) GXT	LEAD FREE	6
74390-201	YES	50u" (1.27um) Au SPECIAL	SnPb	4
74390-201LF	YES	50u" (1.27um) Au SPECIAL	LEAD FREE	4 AND 6
74390-291	YES	50u" (1.27um) GXT SPECIAL	SnPb	4
74390-291LF	YES	50u" (1.27um) GXT SPECIAL	LEAD FREE	4 AND 6
<del>74390-301</del>	<del>YES</del>	<del>15u" (.38um) Au SPECIAL</del>	<del>SnPb</del>	<del>6</del>
<del>74390-301LF</del>	<del>YES</del>	<del>15u" (.38um) Au SPECIAL</del>	<del>LEAD FREE</del>	<del>6 AND 8</del>
<del>74390-401</del>	<del>YES</del>	<del>30u" (.76um) Au SPECIAL</del>	<del>SnPb</del>	<del>6</del>
<del>74390-401LF</del>	<del>YES</del>	<del>30u" (.76um) Au SPECIAL</del>	<del>LEAD FREE</del>	<del>6 AND 8</del>
<del>74390-501</del>	<del>YES</del>	<del>Au SPECIAL</del>	<del>SnPb</del>	<del>4 AND 8</del>
<del>74390-501LF</del>	<del>YES</del>	<del>Au SPECIAL</del>	<del>LEAD FREE</del>	<del>4, 6 AND 8</del>

10. A SYMBOL WILL BE NEXT TO ANY DIMENSION, NEW VIEW OR NOTE WHICH HAS BEEN MODIFIED WITH THE CURRENT DRAWING REVISION

mat'l code	SEE NOTE 1	surface ASME Y14.5	tolerance ASME Y14.5	projection	product family
lfr	ecn no	dr	date	intolerances unless otherwise specified	MEG-ARRAY
R		angles	XXX.X	MM	8mm REOPT. ASSY.
		0° ±2°	XXX.X	Scale: 2:1	10x40= 400 POS.
		dr	D WAUGHEN 999-01-05		Sheet 3 of 3
		plqj	T LEMKE 999-01-05		size
		clp	T LEMKE 999-01-05		A4
		qdd	T LEMKE 999-01-05		CUSTOMER Drawing
sheet index	revision				
	Sheet				

form: AdminXic

1

2

3

4

B

A

A

B