



Chipsmall Limited consists of a professional team with an average of over 10 year of expertise in the distribution of electronic components. Based in Hongkong, we have already established firm and mutual-benefit business relationships with customers from,Europe,America and south Asia,supplying obsolete and hard-to-find components to meet their specific needs.

With the principle of "Quality Parts,Customers Priority,Honest Operation,and Considerate Service",our business mainly focus on the distribution of electronic components. Line cards we deal with include Microchip,ALPS,ROHM,Xilinx,Pulse,ON,Everlight and Freescale. Main products comprise IC,Modules,Potentiometer,IC Socket,Relay,Connector.Our parts cover such applications as commercial,industrial, and automotives areas.

We are looking forward to setting up business relationship with you and hope to provide you with the best service and solution. Let us make a better world for our industry!



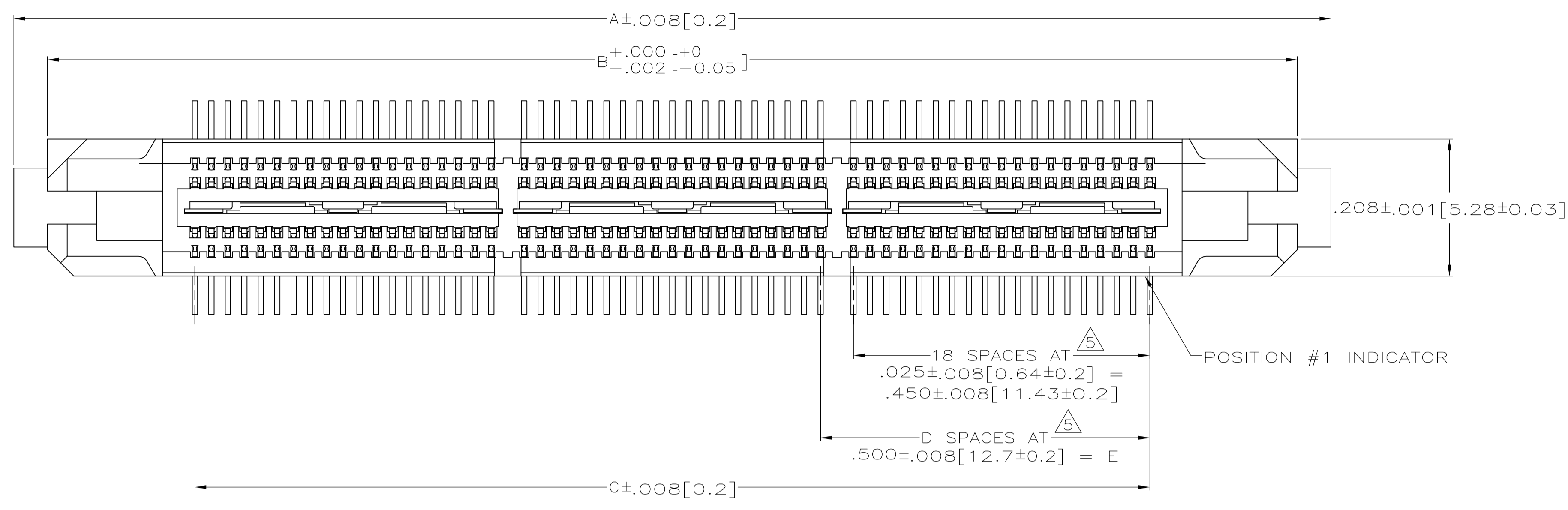
Contact us

Tel: +86-755-8981 8866 Fax: +86-755-8427 6832

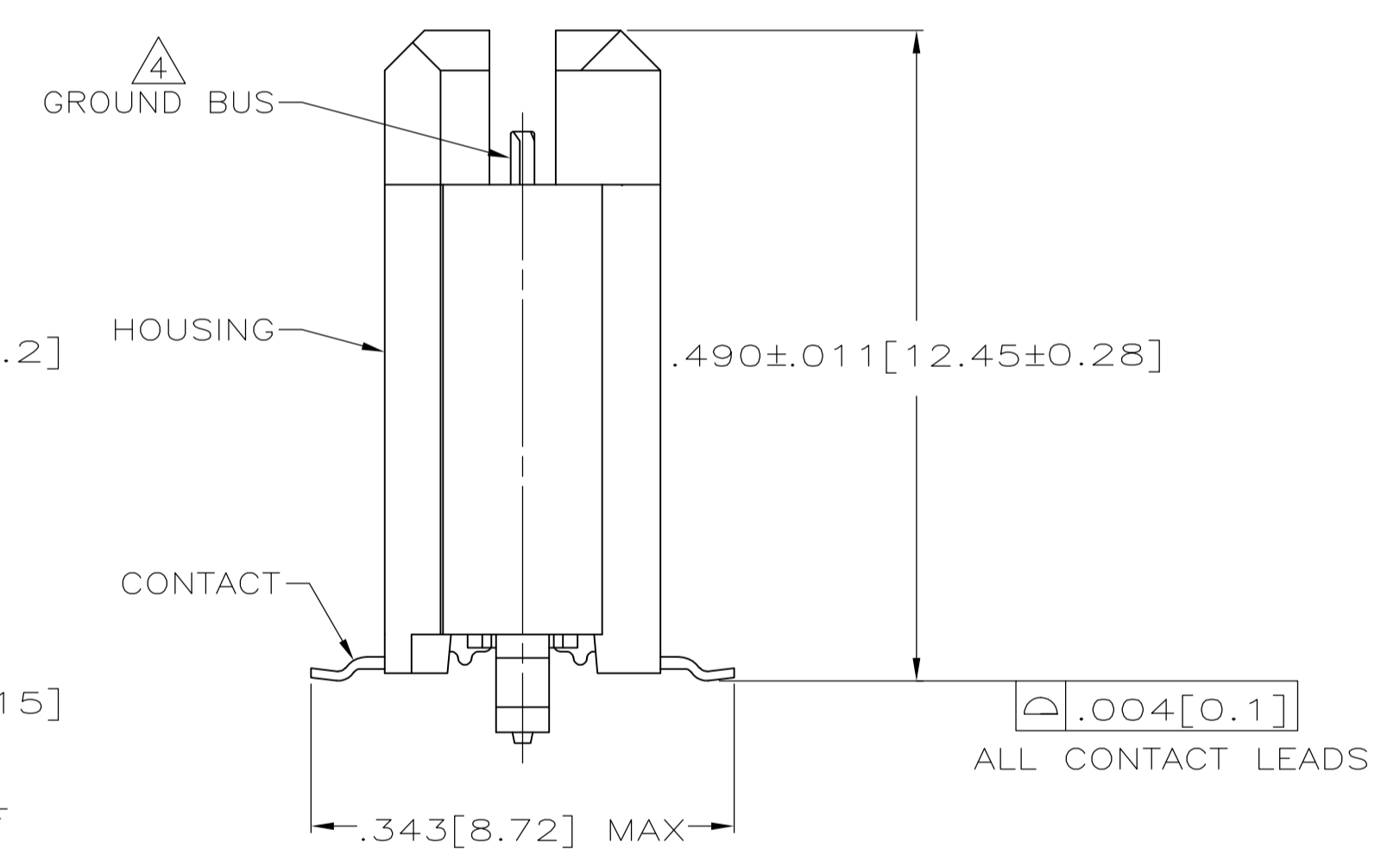
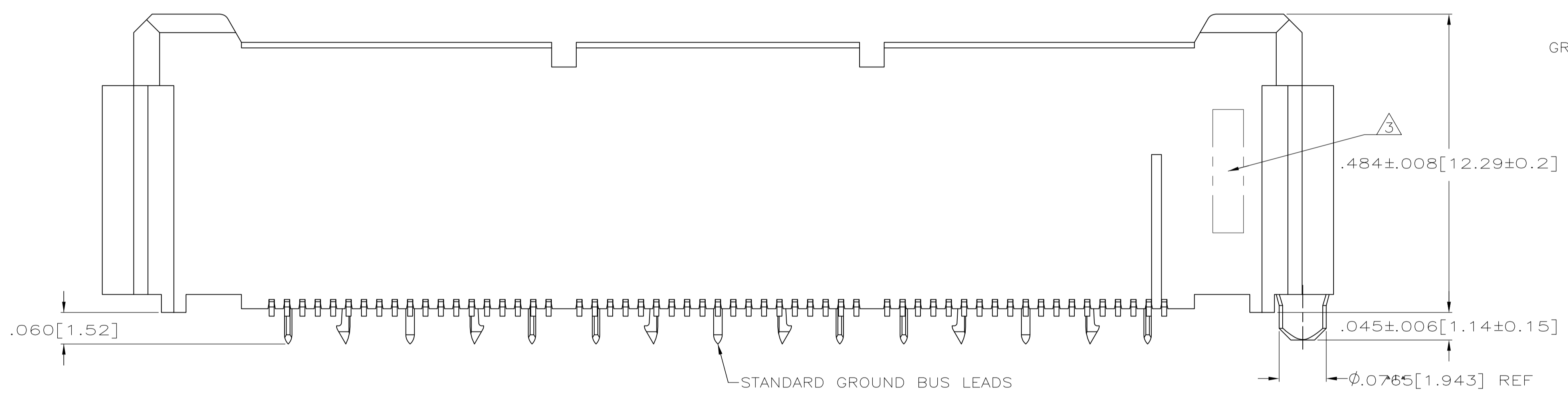
Email & Skype: info@chipsmall.com Web: www.chipsmall.com

Address: A1208, Overseas Decoration Building, #122 Zhenhua RD., Futian, Shenzhen, China





- $\triangle 1$ HOUSING: LIQUID CRYSTAL POLYMER, COLOR BLACK.
CONTACTS: HIGH RELIABILITY COPPER ALLOY.
GROUND BUSSES: BRASS, UNS C26000
- $\triangle 2$ CONTACTS & GROUND BUSES: NICKEL UNDERPLATE ALL OVER, MATING SURFACE PLATED TO MEET LEVEL 1 PERFORMANCE REQUIREMENTS OF TE PRODUCT SPECIFICATION 108-1422, SOLDER TAILS PLATED MATTE TIN.
- $\triangle 3$ DATE CODE MARKED IN AREA INDICATED ON SIDE OPPOSITE POSITION #1.
- $\triangle 4$ ONE GROUND BUS WITH 5 TAILS PER EACH MODULE.
- $\triangle 5$ TOLERANCE NON-ACCUMULATIVE.
- $\triangle 6$ FOR STANDARD APPLICATIONS, ORIENTATION HOLE TO BE $\phi .094 \pm .002 [2.39 \pm 0.05]$.
FOR SLIP-FIT APPLICATIONS, ORIENTATION HOLE TO BE $\phi .079 \pm .001 [2.00 \pm 0.03]$.
- $\triangle 7$ CONNECTORS PACKAGED ON 13 INCH DIA REELS PER EIA 481
- $\triangle 8$ PRELIMINARY - NOT RELEASED FOR PRODUCTION.



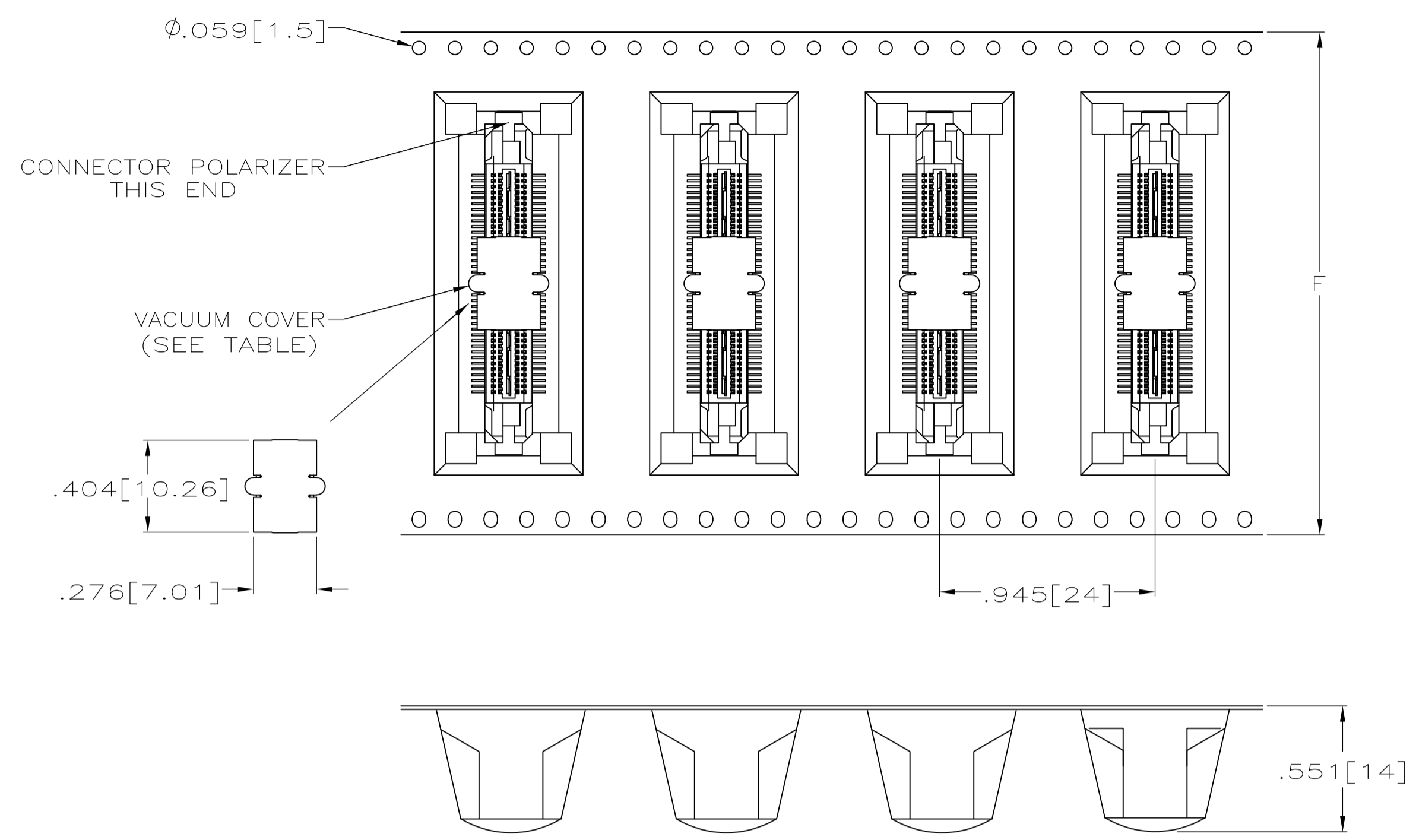
SEE SHEET 2 FOR RECOMMENDED PC BOARD LAYOUT AND PACKAGING DETAIL

$\triangle 8$	NO	4.724 [120]	3.000 [76.2]	6	3.450 [87.63]	3.898 [99.01]	4.000 [101.6]	266	1-5767149-4
$\triangle 8$	NO	4.094 [104]	2.500 [63.5]	5	2.950 [74.93]	3.398 [86.31]	3.500 [88.9]	228	1-5767149-3
	NO	3.465 [88]	2.000 [50.8]	4	2.450 [62.23]	2.898 [73.61]	3.000 [76.2]	190	1-5767149-2
	NO	3.465 [88]	1.500 [38.1]	3	1.950 [49.53]	2.398 [60.91]	2.500 [63.5]	152	1-5767149-1
	NO	2.835 [72]	1.000 [25.4]	2	1.450 [36.83]	1.898 [48.21]	2.000 [50.8]	114	1-5767149-0
	NO	2.205 [56]	.500 [12.7]	1	.950 [24.13]	1.398 [35.51]	1.500 [38.1]	76	5767149-9
	NO	1.732 [44]	.000 [0]	0	.450 [11.43]	.898 [22.81]	1.000 [25.4]	38	5767149-8
$\triangle 8$	YES	4.724 [120]	3.000 [76.2]	6	3.450 [87.63]	3.898 [99.01]	4.000 [101.6]	266	5767149-7
$\triangle 8$	YES	4.094 [104]	2.500 [63.5]	5	2.950 [74.93]	3.398 [86.31]	3.500 [88.9]	228	5767149-6
	YES	3.465 [88]	2.000 [50.8]	4	2.450 [62.23]	2.898 [73.61]	3.000 [76.2]	190	5767149-5
	YES	3.465 [88]	1.500 [38.1]	3	1.950 [49.53]	2.398 [60.91]	2.500 [63.5]	152	5767149-4
	YES	2.835 [72]	1.000 [25.4]	2	1.450 [36.83]	1.898 [48.21]	2.000 [50.8]	114	5767149-3
	YES	2.205 [56]	.500 [12.7]	1	.950 [24.13]	1.398 [35.51]	1.500 [38.1]	76	5767149-2
	YES	1.732 [44]	.000 [0]	0	.450 [11.43]	.898 [22.81]	1.000 [25.4]	38	5767149-1
	VACUUM COVER INCLUDED	F	E	D	C	B	A	NO OF POS	PART NUMBER

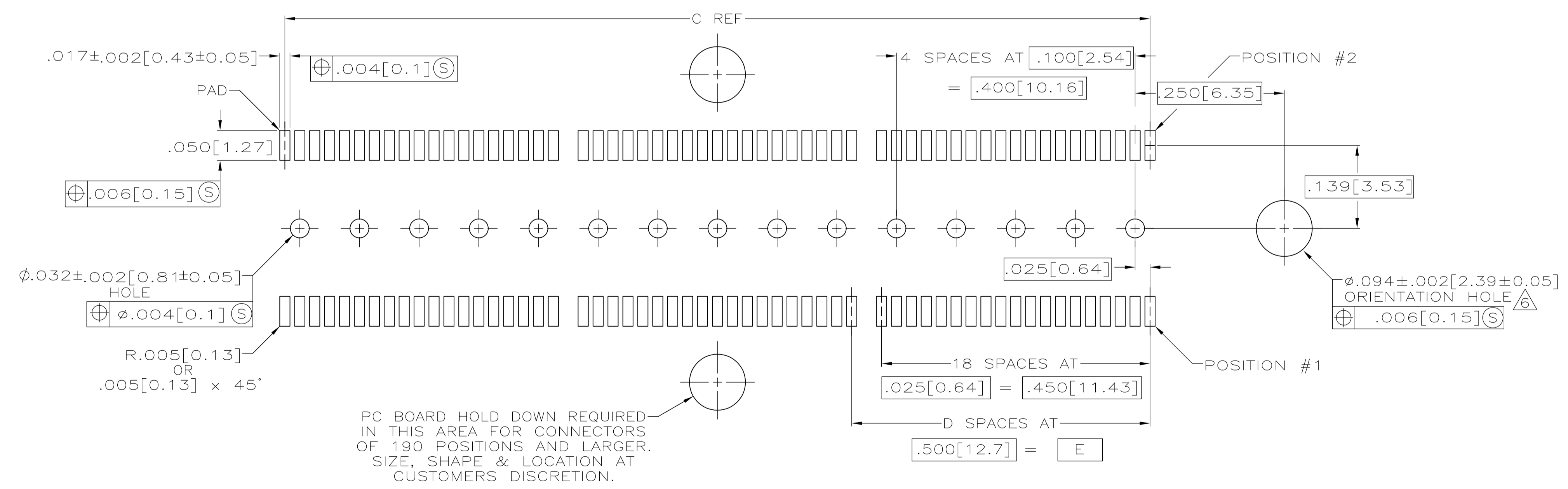
THIS DRAWING IS A CONTROLLED DOCUMENT.

DIMENSIONS: INCHES	TOLERANCES UNLESS OTHERWISE SPECIFIED:	DRAWING NO	RESTRICTED TO
0. PLC \pm	1. PLC \pm	114-11004	100779
2. PLC \pm	3. PLC $\pm .005(0.13)$	SIZE	A1
4. PLC \pm	ANGLES \pm	WEIGHT	5767149
		CUSTOMER DRAWING	SCALE 1:1 SHEET 1 OF 2 REV A2

STE TE Connectivity
 PLUG ASSEMBLY, .495[12.57] VERTICAL, .025[0.64]CL, GULL WING LEADS, 108-1422, POCKET TAPE PACKAGED, MICTOR



PACKAGING DETAIL Δ
SCALE 2:1
DIMENSIONS ARE FOR REFERENCE



RECOMMENDED PC BOARD LAYOUT
(VIEWED FROM CONNECTOR SIDE)

THIS DRAWING IS A CONTROLLED DOCUMENT.		DN A. FERNANDEZ 27 OCT 04	 TE Connectivity
DIMENSIONS: INCHES		CHK D. DIXON 27 OCT 04	
TOLERANCES UNLESS OTHERWISE SPECIFIED:		NAME D. DIXON 27 OCT 04	PLUG ASSEMBLY, .495 [12.57] VERTICAL, .025 [0.64] CL, GULL WING LEADS, POCKET TAPE PACKAGED, MICTOR
0 PLC ± - 1 PLC ± - 2 PLC ± - 3 PLC ± .005 (0.13) 4 PLC ± - ANGLES ± -		PRODUCT SPEC	
MATERIAL		APPLICATION SPEC	RESTRICTED TO
FINISH		SIZE A1	WEIGHT
		CAGE CODE 00779	DRAWING NO. 5767149
		CUSTOMER DRAWING	SCALE 1:1 SHEET 2 OF 2 REV A2