



Chipsmall Limited consists of a professional team with an average of over 10 year of expertise in the distribution of electronic components. Based in Hongkong, we have already established firm and mutual-benefit business relationships with customers from,Europe,America and south Asia,supplying obsolete and hard-to-find components to meet their specific needs.

With the principle of “Quality Parts,Customers Priority,Honest Operation,and Considerate Service”,our business mainly focus on the distribution of electronic components. Line cards we deal with include Microchip,ALPS,ROHM,Xilinx,Pulse,ON,Everlight and Freescale. Main products comprise IC,Modules,Potentiometer,IC Socket,Relay,Connector.Our parts cover such applications as commercial,industrial, and automotives areas.

We are looking forward to setting up business relationship with you and hope to provide you with the best service and solution. Let us make a better world for our industry!



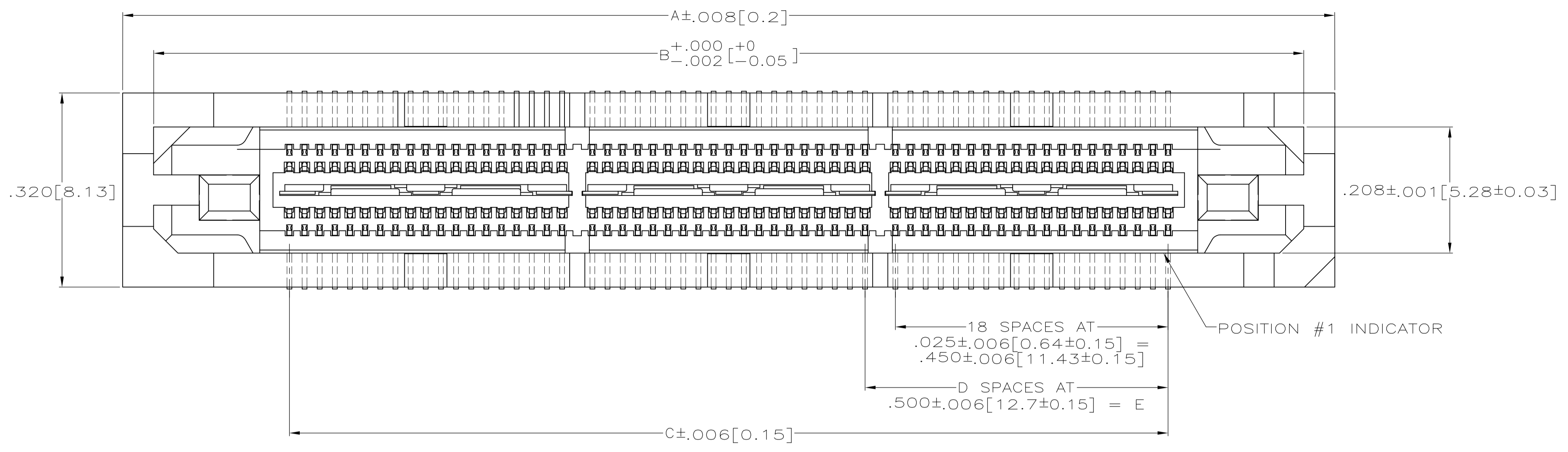
Contact us

Tel: +86-755-8981 8866 Fax: +86-755-8427 6832

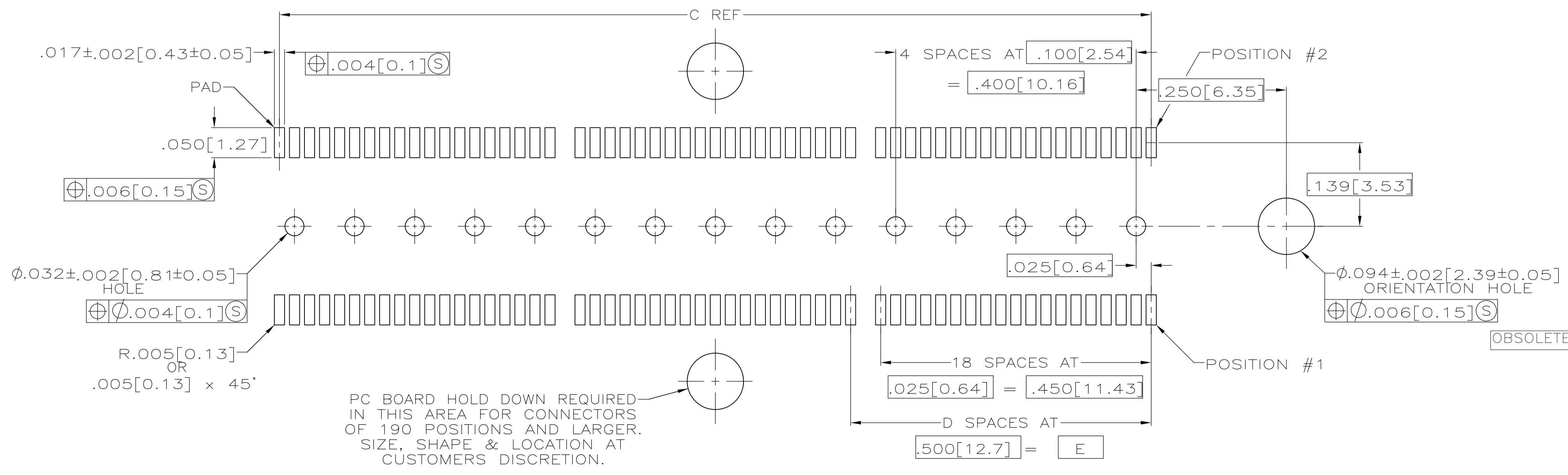
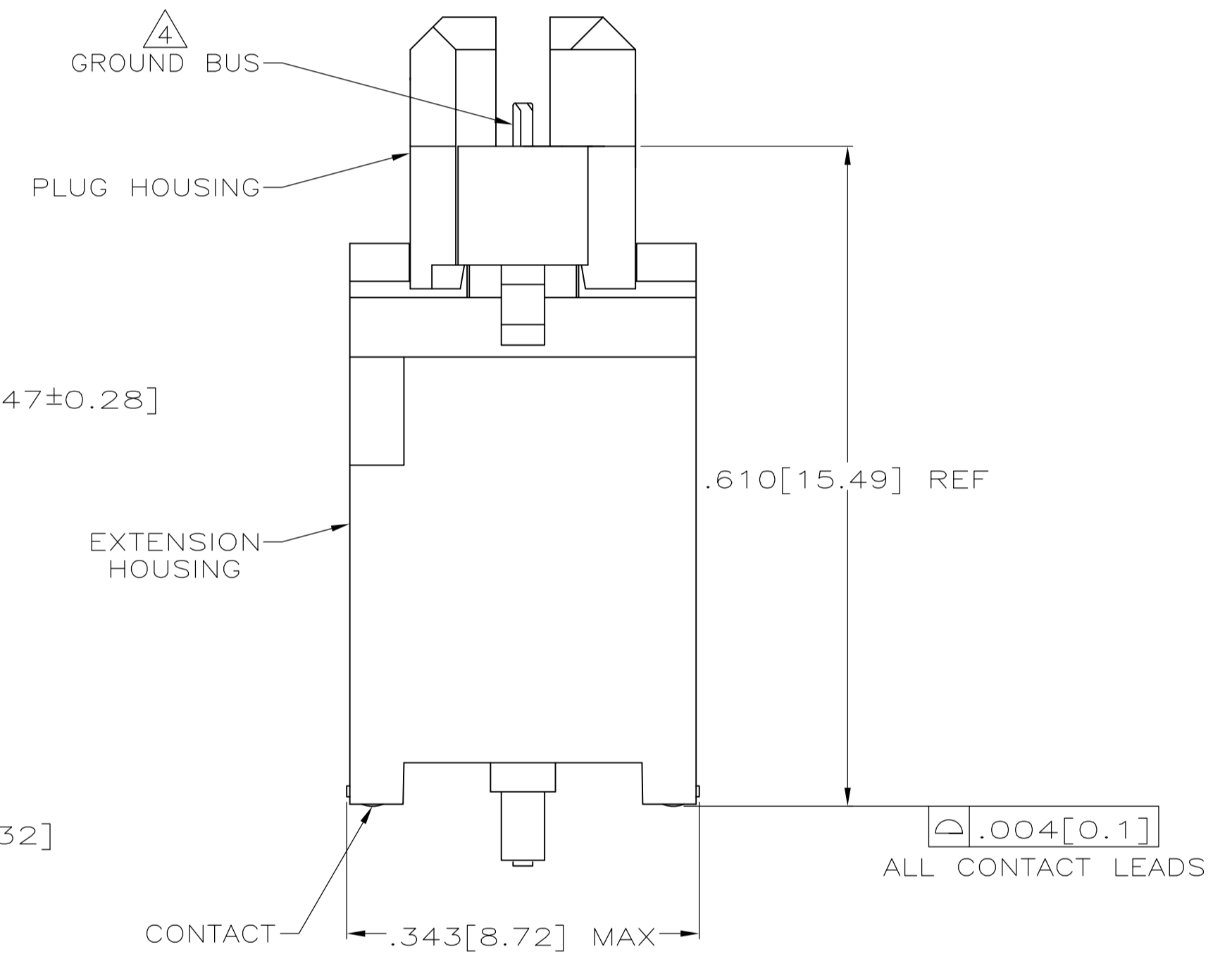
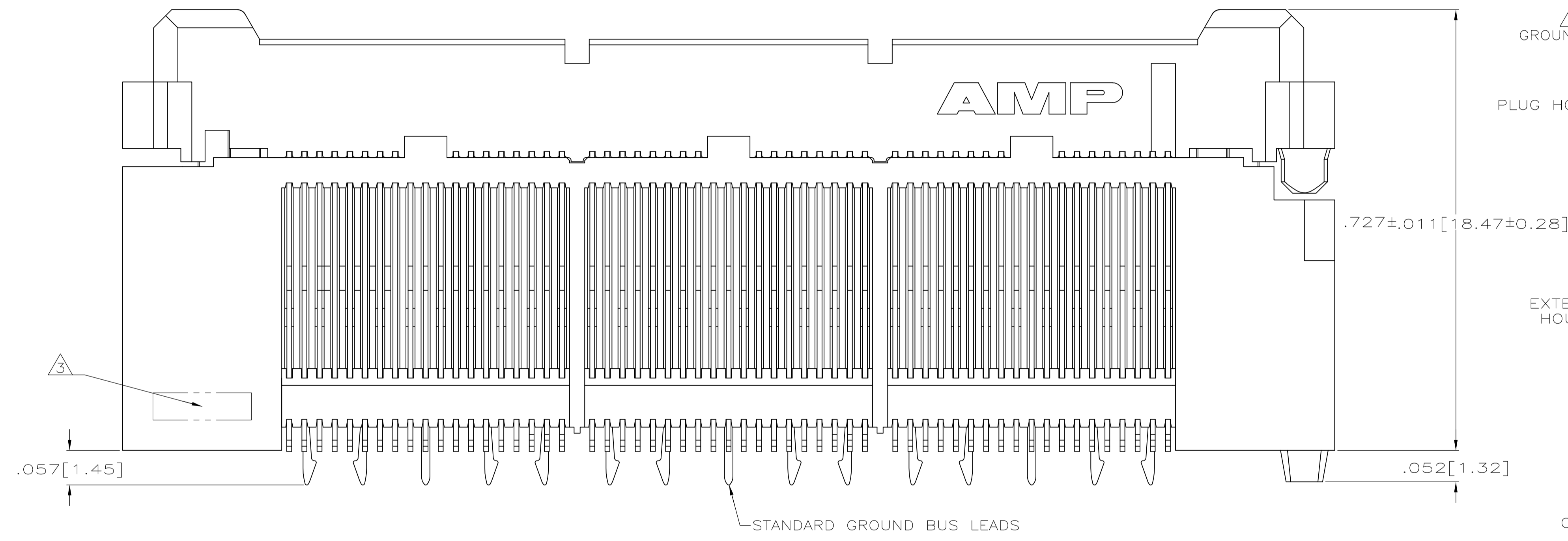
Email & Skype: info@chipsmall.com Web: www.chipsmall.com

Address: A1208, Overseas Decoration Building, #122 Zhenhua RD., Futian, Shenzhen, China





- 1 HOUSINGS: LIQUID CRYSTAL POLYMER, COLOR BLACK. CONTACTS: HIGH RELIABILITY COPPER ALLOY. GROUND BUSSES: BRASS, UNS C26000.
- 2 CONTACTS & GROUND BUSSES: NICKEL UNDERPLATE ALL OVER, MATING SURFACE PLATED TO MEET LEVEL 1 PERFORMANCE REQUIREMENTS OF TE PRODUCT SPECIFICATION 108-1422, SOLDER TAILS PLATED TIN-LEAD.
- 3 DATE CODE MARKED IN AREA INDICATED ON SAME SIDE AS POSTION #1.
- 4 ONE GROUND BUS WITH 5 TAILS PER EACH MODULE.



PC BOARD HOLD DOWN REQUIRED IN THIS AREA FOR CONNECTORS OF 190 POSITIONS AND LARGER. SIZE, SHAPE & LOCATION AT CUSTOMERS DISCRETION.

RECOMMENDED PC BOARD LAYOUT (VIEWED FROM CONNECTOR SIDE)

3.000[76.2]	6	3.450[87.63]	3.898[99]	4.000[101.6]	266	767042-7
2.500[63.5]	5	2.950[74.93]	3.398[86.31]	3.500[88.9]	228	767042-6
2.000[50.8]	4	2.450[62.23]	2.898[73.61]	3.000[76.2]	190	767042-5
1.500[38.1]	3	1.950[49.53]	2.398[60.91]	2.500[63.5]	152	767042-4
1.000[25.4]	2	1.450[36.83]	1.898[48.21]	2.000[50.8]	114	767042-3
.500[12.7]	1	.950[24.13]	1.398[35.51]	1.500[38.1]	76	767042-2
-.000[0]	0	.450[11.43]	.898[22.81]	1.000[25.4]	38	767042-1
E	D	C	B	A	NO OF POS	PART NUMBER

THIS DRAWING IS A CONTROLLED DOCUMENT.

DIMENSIONS: INCHES	TOLERANCES UNLESS OTHERWISE SPECIFIED:	DIN J. GERACE 12MAR98	STE TE Connectivity
0 PL ± -	1 PL ± -	2 PL ± -	3 PL ± -
4 PL ± .005(0.13)	ANGLES ± -	APVD A. MONK 12MAR98	NAME S. STRICKLER
MATERIAL	FINISH	PRODUCT SPEC 108-1422	APPLICATION SPEC 114-11004
1	2	WEIGHT -	SIZE A1
CUSTOMER DRAWING		SCALE 8:1	SHEET 1 OF 1