



Chipsmall Limited consists of a professional team with an average of over 10 year of expertise in the distribution of electronic components. Based in Hongkong, we have already established firm and mutual-benefit business relationships with customers from,Europe,America and south Asia,supplying obsolete and hard-to-find components to meet their specific needs.

With the principle of “Quality Parts,Customers Priority,Honest Operation,and Considerate Service”,our business mainly focus on the distribution of electronic components. Line cards we deal with include Microchip,ALPS,ROHM,Xilinx,Pulse,ON,Everlight and Freescale. Main products comprise IC,Modules,Potentiometer,IC Socket,Relay,Connector.Our parts cover such applications as commercial,industrial, and automotives areas.

We are looking forward to setting up business relationship with you and hope to provide you with the best service and solution. Let us make a better world for our industry!



Contact us

Tel: +86-755-8981 8866 Fax: +86-755-8427 6832

Email & Skype: info@chipsmall.com Web: www.chipsmall.com

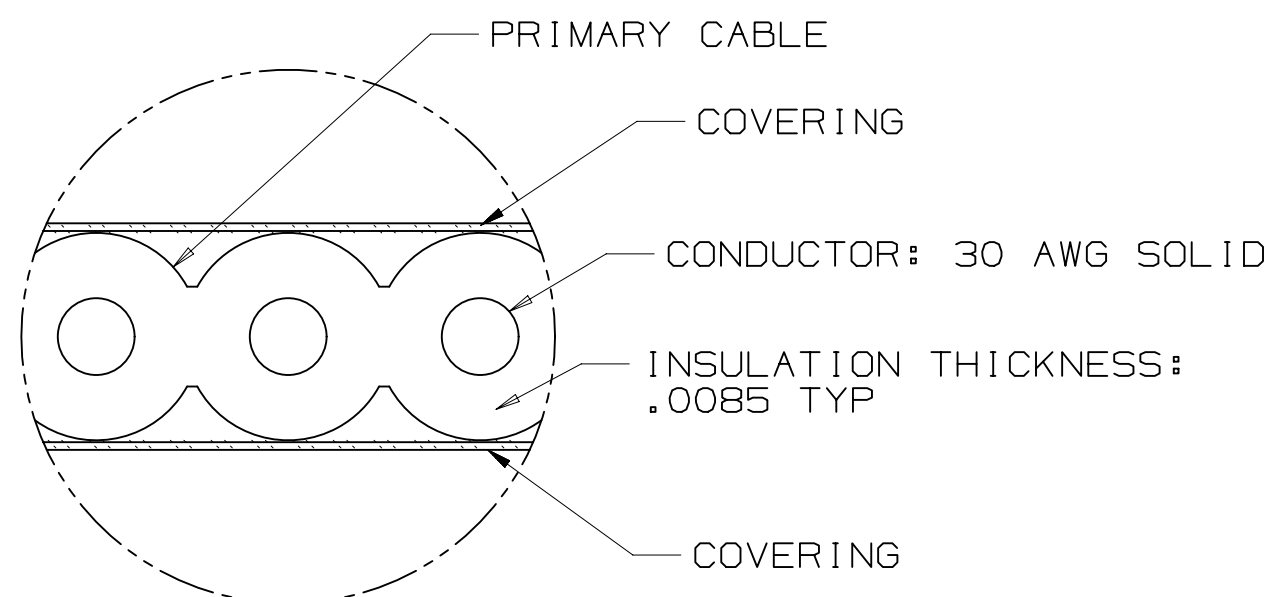
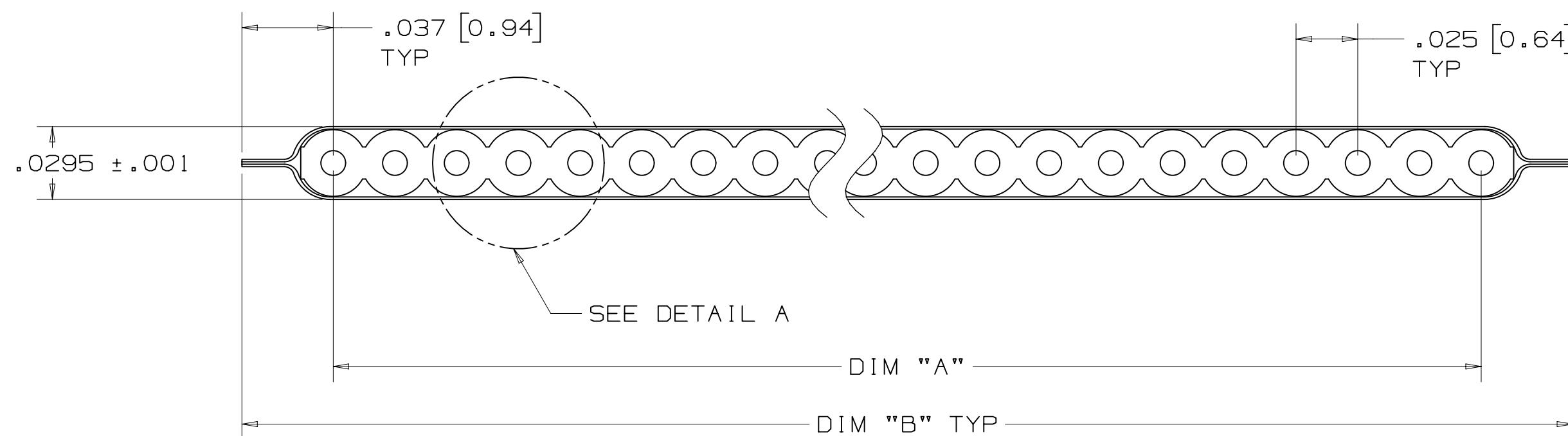
Address: A1208, Overseas Decoration Building, #122 Zhenhua RD., Futian, Shenzhen, China



3M™ ROUND CONDUCTOR FLAT, CONTROLLED IMPEDANCE CABLE, 7700 SERIES

.025" 30 AWG SOLID COVERED

PERFORMANCE:	
DIFFERENTIAL IMPEDANCE:	95 ± 5 Ohms
DIFFERENTIAL INSERTION LOSS:	< 3 dB/m AT 2.5 GHz TYP.
UL & CUL VOLTAGE RATING:	30V _{AC}
FLAMMABILITY RATING:	FT2, HORIZONTAL BURN
INSULATION RESISTANCE:	>1 × 10 ⁹ Ohms AT 500 VDC
WITHSTANDING VOLTAGE:	750VAC _{RMS} AT SEA LEVEL
OPERATING TEMPERATURE:	-20° C TO +80° C
UL & CUL TEMPERATURE RATING:	+80° C



DETAIL A
SCALE 40:1

NUMBER OF CONDUCTORS	DIM. "A"	DIM. "B" ± .010
10	.225 ± .006 [5.72 ± 0.15]	0.300 [7.62]
14	.325 ± .006 [8.26 ± 0.15]	0.400 [10.16]
16	.375 ± .006 [9.53 ± 0.15]	0.450 [11.43]
20	.475 ± .006 [12.07 ± 0.15]	0.550 [13.97]
30	.725 ± .009 [18.42 ± 0.23]	0.800 [20.32]
50	1.225 ± .009 [31.12 ± 0.23]	1.300 [33.02]
100	2.475 ± .015 [62.87 ± 0.38]	2.550 [64.77]

ORDERING INFORMATION

7700/XX XX
 PRIMARY CABLE: 0: 30 AWG SOLID 0.025" PITCH
 BLANK: STANDARD
 SF: SPLICE FREE
 NUMBER OF CONDUCTORS: (SEE TABLE 1)

3M ELECTRONICS MATERIALS SOLUTIONS DIVISION
 INTERCONNECT SOLUTIONS
<http://www.3m.com/Interconnect>

3M IS A TRADEMARK OF 3M COMPANY.
 FOR TECHNICAL, SALES OR ORDERING
 INFORMATION CALL 800-225-5373

UL
 UL FILE NO: E42769

NOTES

- MATERIALS:
 CONDUCTORS: 30 AWG SOLID TIN PLATED COPPER
 INSULATION: POLYOLEFIN
 COVERING: ALUMINUM FOIL & POLYESTER
- EXAMPLE OF A DIFFERENTIAL PAIR PINOUT USING 3M™ RIBBON CABLE SOCKET, .05 X .05 PITCH, 451 SERIES IDC CONNECTOR, P/N: 45114-0X00 XX: GGSSGGSSGGSSGG
 NOTE: EDGE WIRES ARE DESIGNATED AS GROUNDS.
- CABLE PRINT CODE:
 77XX/XX 30 AWG TIN RUN# ID#
- BEFORE TERMINATING TO AN IDC CONNECTOR, COVERING MUST BE REMOVED TO PREVENT IDC SHORTING TO FOIL.
- AVAILABLE IN STANDARD 100 FT. PLEASE SPECIFY WHEN ORDERING. PLEASE CONTACT YOUR LOCAL 3M SALES REPRESENTATIVE FOR ADDITIONAL CONDUCTOR COUNTS.
- THE SURFACE OF THE RIBBON CABLE HAS A METALLIC APPEARANCE BUT IS NOT CONDUCTIVE. THERE IS A TRANSLUCENT POLYESTER OUTER LAYER OVER AN ALUMINUM FOIL LAYER, WHICH GIVES THIS APPEARANCE.
- THE CABLE CONSTRUCTION HAS A THIN CONDUCTIVE ALUMINUM LAYER AT EACH EDGE. USER SHOULD EVALUATE ITS USE IN THEIR APPLICATION AND, IF NECESSARY, INSULATING TAPE MAY BE APPLIED TO COVER THE ALUMINUM LAYER, AS USER DEEMS APPROPRIATE.
- REGULATORY INFORMATION: ROHS COMPLIANT. VISIT WWW.3M.COM/REGS FOR COMPLIANCE INFORMATION.

DIMENSIONS: INCHES [MM]
 [MM] IS REF ONLY

DESIGN REFERENCE	NEXT ASSEMBLY
ACCESS CODES	
DIVISION	DIVISION CODE
DO NOT SCALE DRAWING	SCALE 20/1
THIRD ANGLE PROJECTION	TOLERANCES EXCEPT AS NOTED
INTERPRET PER ASME Y14.5 - 2009	INCHES .0 ± .1 .00 ± .02 .000 ± .005 .0000 ± .0002
MAX SURFACE ROUGHNESS 125	MILLIMETERS 0 ± .0 .00 ± .000 ±
<input type="checkbox"/> ALL SURFACES <input checked="" type="checkbox"/> MARKED ONLY	ANGLES ±1°

REV	ECO	ISSUE DATE AND DESCRIPTION	DRFT	CHKD
C	74293	JUN 14, 2017 PRODUCT LAUNCH	SBC	FR
B	72021	FEB 28, 2017 UPDATED TO NEW DESIGN	SBC	JV
A	69905	SEP 20, 2016 WORK REQUEST 12281 INITIAL RELEASE	LDS	SBC

DRFT	DATE	MFG	DATE
L SCHMIDT	AUG 23, 2016		
CHKD	DATE	APPVL	DATE
S CLATANOFF	SEP 13, 2016		

© 3M COPYRIGHT 2017
 This document and the information it contains are 3M property and may not be reproduced or further distributed without 3M permission, or used or disclosed other than for 3M authorized purposes. All rights reserved.

3M Center St. Paul, MN 55144

TITLE: ROUND CONDUCTOR FLAT, CNTRL IMPEDANCE 7700 SERIES .025 CABLE

CAGE NUMBER	SIZE	DRAWING NO.	REV.
C		78-5100-2667-3	C

MODEL: DET. LISTS YES NO SHT 1 OF 2

78-5100-2667-3
 DRAWING NUMBER
 REVISION

3M™ ROUND CONDUCTOR FLAT, CONTROLLED IMPEDANCE CABLE, 7700 SERIES

.025" 30 AWG SOLID COVERED


Technical Information: The technical information, recommendations and other statements contained in this document are based upon tests or experience that 3M believes are reliable, but the accuracy or completeness of such information is not guaranteed.

Product Use: Many factors beyond 3M's control and uniquely within user's knowledge and control can affect the use and performance of a 3M product in a particular application. Given the variety of factors that can affect the use and performance of a 3M product, user is solely responsible for evaluating the 3M product and determining whether it is fit for a particular purpose and suitable for user's method of application.

Warranty, Limited Remedy, and Disclaimer: Unless an additional warranty is specifically stated on the applicable 3M product packaging or product literature, 3M warrants that each 3M product meets the applicable 3M product specification at the time 3M ships the product. 3M MAKES NO OTHER WARRANTIES OR CONDITIONS, EXPRESS OR IMPLIED, INCLUDING, BUT NOT LIMITED TO, ANY IMPLIED WARRANTY OR CONDITION OF MERCHANTABILITY OR FITNESS FOR A PARTICULAR PURPOSE OR ANY IMPLIED WARRANTY OR CONDITION ARISING OUT OF A COURSE OF DEALING, CUSTOM OR USAGE OF TRADE. If the 3M product does not conform to this warranty, then the sole and exclusive remedy is, at 3M's option, replacement of the 3M product or refund of the purchase price.

Limitation of Liability: Except where prohibited by law, 3M will not be liable for any loss or damage arising from the 3M product, whether direct, indirect, special, incidental or consequential, regardless of the legal theory asserted, including warranty, contract, negligence or strict liability.

C	74293	JUN 14, 2017	SBC	FR
B	72021	FEB 28, 2017	SBC	JV
A	69905	SEP 20, 2016	LDS	SBC
		WORK REQUEST 12281 INITIAL RELEASE		

DESIGN REFERENCE	NEXT ASSEMBLY	REV	ECO	ISSUE DATE AND DESCRIPTION	DRFT	CHKD
ACCESS CODES		DRFT	L SCHMIDT	DATE	AUG 23, 2016	MFG
		CHKD	S CLATANOFF	DATE	SEP 13, 2016	APPVL
DIVISION	DIVISION CODE	 3M Center St. Paul, MN 55144 © 3M COPYRIGHT 2017 This document and the information it contains are 3M property and may not be reproduced or further distributed without 3M permission, or used or disclosed other than for 3M authorized purposes. All rights reserved.				
DO NOT SCALE DRAWING	SCALE 1/1	TOLERANCES EXCEPT AS NOTED INCHES .0 ± .1 .00 ± .02 .000 ± .005 .0000 ± .0002 MILLIMETERS 0 ± .0 ± .00 ± .000 ± ANGLES ± 1°				
THIRD ANGLE PROJECTION	INTERPRET PER ASME Y14.5 - 2009	TITLE ROUND CONDUCTOR FLAT, CNTRL IMPEDANCE 7700 SERIES .025 CABLE				
MAX SURFACE ROUGHNESS 125	<input type="checkbox"/> ALL SURFACES <input checked="" type="checkbox"/> MARKED ONLY	CAGE NUMBER	SIZE	DRAWING NO.	REV.	
		C		78-5100-2667-3	C	
		MODEL	DET. LISTS	YES	NO	SHT 2 OF 2

3M ELECTRONICS MATERIALS SOLUTIONS DIVISION
INTERCONNECT SOLUTIONS
<http://www.3m.com/Interconnect>

3M IS A TRADEMARK OF 3M COMPANY.
FOR TECHNICAL, SALES OR ORDERING
INFORMATION CALL 800-225-5373

78-5100-2667-3
DRAWING NUMBER
C REVISION