



Chipsmall Limited consists of a professional team with an average of over 10 year of expertise in the distribution of electronic components. Based in Hongkong, we have already established firm and mutual-benefit business relationships with customers from,Europe,America and south Asia,supplying obsolete and hard-to-find components to meet their specific needs.

With the principle of “Quality Parts,Customers Priority,Honest Operation,and Considerate Service”,our business mainly focus on the distribution of electronic components. Line cards we deal with include Microchip,ALPS,ROHM,Xilinx,Pulse,ON,Everlight and Freescale. Main products comprise IC,Modules,Potentiometer,IC Socket,Relay,Connector.Our parts cover such applications as commercial,industrial, and automotives areas.

We are looking forward to setting up business relationship with you and hope to provide you with the best service and solution. Let us make a better world for our industry!



Contact us

Tel: +86-755-8981 8866 Fax: +86-755-8427 6832

Email & Skype: info@chipsmall.com Web: www.chipsmall.com

Address: A1208, Overseas Decoration Building, #122 Zhenhua RD., Futian, Shenzhen, China





GD25: 2500 TO 2700 MHz OPERATION

The 2.5 GHz parabolic grid directional antennas offered by Laird utilize a patented parabolic grid design with a patented high-performance dipole feed. The antennas are constructed of welded steel wires which are galvanized and then powder coat painted with light gray epoxy paint. The wire grid semi-parabolic design offers unsurpassed low wind loading while maintaining good RF performance. The compact low visual impact attractive styling blends well in almost any application. Mounting is simplified with the Laird bracket system made of galvanized steel with stainless steel hardware. The antenna comes with a 30 inch LMR240 pigtail cable with choice of N male or N female connector.

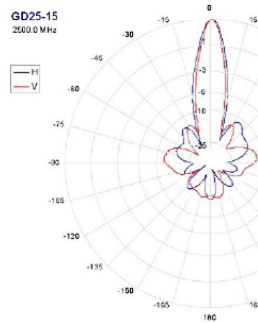
FEATURES

- Designed for WiMAX and MMDS systems
- 15 dBi, 19 dBi and 24 dBi models available
- Rugged and weatherproof
- Ultra low wind loading and low visual impact
- Vertical or horizontal polarization
- Various connector choices

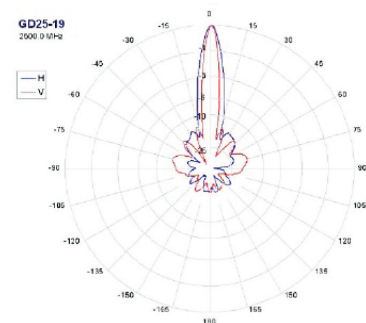
MARKETS

- WiMAX applications
- Client antennas
- MMDS applications
- Point-to-point backhaul

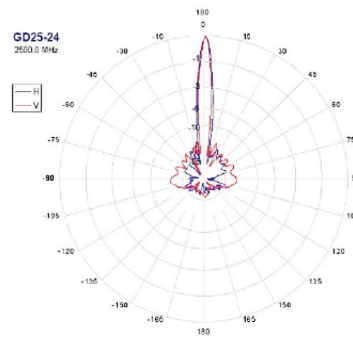
ANTENNA PATTERNS



GD25-15



GD25-19



GD25-24



Smart Technology. Delivered.

Grid Dish Parabolic Antenna GD25

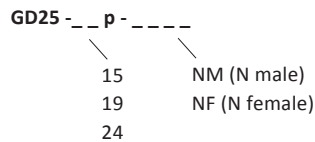
SPECIFICATIONS

PARAMETER	MODEL	MIN	TYP	MAX	UNITS
Frequency Range		2500		2700	MHz
Gain	GD25-15		15		dBi
	GD25-19		19		
	GD25-24		24		
3dB Beamwidth	GD25-15		17V, 21H		Deg
	GD25-19		11V, 17H		
	GD25-24		8V, 10H		
Front-to-Back	GD25-15	17			dB
	GD25-19	22			
	GD25-24	25			
VSWR			1.5:1		
Impedance			50		ohm
Input Power				100	W
Operating Temperature		-40		+70	Deg C
Pole Size		1 (25)		2 (50)	in (mm)
Weight	GD25-15		4 (1.8)		lbs (kg)
	GD25-19		6 (2.7)		
	GD25-24		11 (5)		
Dimension (W x L)	GD25-15		12 x 16 (305 x 406)		in (mm)
	GD25-19		16.5 x 24 (419 x 610)		
	GD25-24		28.5 x 36 (724 x 914)		
Bracket Tilt			45		Deg

WIND LOADING (LBS.)

MODEL	SQ. IN	100 MPH	125 MPH	100 MPH WITH ½ in RADIAL ICE
GD25-15	40	10	15.6	48
GD25-19	79	20	31	99
GD25-24	163	41	64	257

SYSTEM ORDERING INFORMATION



NOTES

- All shipments F.O.B. Schaumburg, IL 60173

Americas: +1.847 839.6907
IAS-AmericasEastSales@lairdtech.com

Europe: +44.1628.858941
IAS-EUSales@lairdtech.com

Asia: +86.21.5855.0827.127
IAS-AsiaSales@lairdtech.com

www.lairdtech.com

ANT-DS-GD25 0115

Any information furnished by Laird Inc. and its agents is believed to be accurate and reliable. All specifications are subject to change without notice. Responsibility for the use and application of Laird materials rests with the end user, since Laird and its agents cannot be aware of all potential uses. Laird makes no warranties as to the fitness, merchantability or suitability of any Laird materials or products for any specific or general uses. Laird shall not be liable for incidental or consequential damages of any kind. All Laird products are sold pursuant to the Laird Terms and Conditions of sale in effect from time to time, a copy of which will be furnished upon request. © Copyright 2015 Laird Inc. All Rights Reserved. Laird, Laird Technologies, the Laird Logo, and other marks are trade marks or registered trade marks of Laird Inc. or an affiliate company thereof. Other product or service names may be the property of third parties. Nothing herein provides a license under any Laird or any third party intellectual property rights.