



Chipsmall Limited consists of a professional team with an average of over 10 year of expertise in the distribution of electronic components. Based in Hongkong, we have already established firm and mutual-benefit business relationships with customers from,Europe,America and south Asia,supplying obsolete and hard-to-find components to meet their specific needs.

With the principle of “Quality Parts,Customers Priority,Honest Operation,and Considerate Service”,our business mainly focus on the distribution of electronic components. Line cards we deal with include Microchip,ALPS,ROHM,Xilinx,Pulse,ON,Everlight and Freescale. Main products comprise IC,Modules,Potentiometer,IC Socket,Relay,Connector.Our parts cover such applications as commercial,industrial, and automotives areas.

We are looking forward to setting up business relationship with you and hope to provide you with the best service and solution. Let us make a better world for our industry!



Contact us

Tel: +86-755-8981 8866 Fax: +86-755-8427 6832

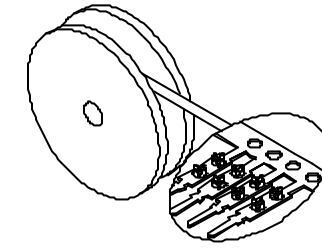
Email & Skype: info@chipsmall.com Web: www.chipsmall.com

Address: A1208, Overseas Decoration Building, #122 Zhenhua RD., Futian, Shenzhen, China

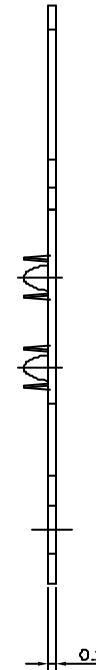
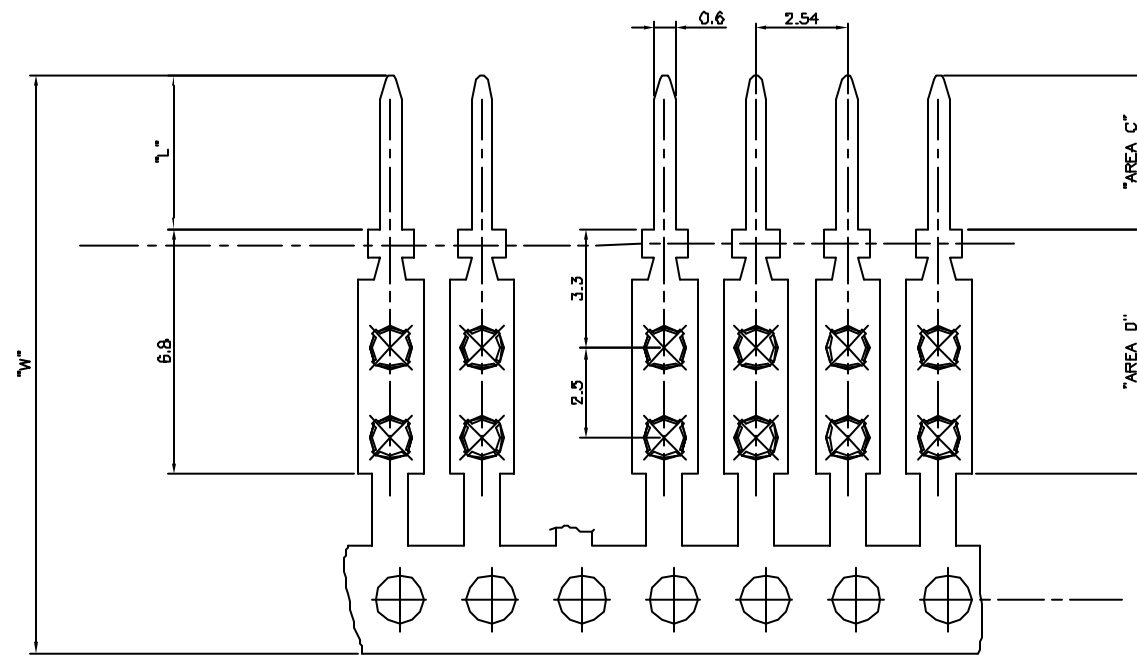


PRODUCT NBR	DIM "L"	DIM "W"	QUANTITY PER REEL
77727-X01(LF)	2.3	14.1	36000
77727-X02(LF)	4.3	16.1	36000
77727-X11(LF)	2.3	14.1	5000
77727-X12(LF)	4.3	16.1	5000
77727-X21(LF)	2.3	14.1	72000
77727-X22(LF)	4.3	16.1	72000

WHEN NEEDED, SUFFIX LETTER "LF" INDICATES THE PRODUCT IS RoHS COMPATIBLE, SEE NOTE 3



REELING DIRECTION



NOTES :

- 1 - MATERIAL : PHOSPHOR BRONZE ACC DIN 17670 CuSn6F65
- 2 - FOR APPLICATION DATA SEE TA 343
- 3 - RoHS COMPATIBLE PRODUCT SPECIFICATIONS
 - a - PLATING:
 - "LF" MEANS THE PRODUCT IS LEAD-FREE, 2µm MINIMUM MATTE TIN OVER 1.27µm MINIMUM NICKEL UNDERPLATE.
 - b - LABELING:
 - MEETS PACKAGING SPECS AS PER GS-14-920
 - c - LEGAL STATEMENT: SEE GS-22-008

77727-4XXLF	1.27µm Ni	1.27µm Ni	2-8µmSn	2-4µm Sn
77727-4XX	0.1-0.5µm Ni	0.1-0.5µm Ni	1-8µmSnPb	1-4µm SnPb
CODE X PLATING	AREA "C" UNDERPLATING ON BOTH SIDES	AREA "D" OVERPLATING ON BOTH SIDES	AREA "C" OVERPLATING ON BOTH SIDES	AREA "D" OVERPLATING ON BOTH SIDES

CUSTOMER COPY FOR REFERENCE ONLY

mat'l. code		surface		tolerance		projection		product family	
SEE NOTE 1		ISO 1302 ✓		ISO 406 ISO 1101				DUFLEX	
ltr	ecn no	dr	date	tolerances unless otherwise specified		mm		title	
C	F80386	DLE	98.07.15	angles	linear	±0.13		BERG DUFLEX	
D	F04-0373	DLE	04.11.22					SOLDER TAB	
E	F05-0286	DLE	05.11.07	±2'		scale 5:1		dwg no	
F	F06-0214	DLE	06.06.30	dr	D LEGRAND	98.07.15		sheet 1 of 1	
G	F07-0165	DLE	07.03.30	enr	JM PHAMVAN	98.07.15		size	
				chr	P NIZZI	98.07.15		77727	
				appd	JM PHAMVAN	98.07.15		A3	
sheet index	revision sheet	G	1					type CUSTOMER Drawing	