



Chipsmall Limited consists of a professional team with an average of over 10 year of expertise in the distribution of electronic components. Based in Hongkong, we have already established firm and mutual-benefit business relationships with customers from,Europe,America and south Asia,supplying obsolete and hard-to-find components to meet their specific needs.

With the principle of “Quality Parts,Customers Priority,Honest Operation,and Considerate Service”,our business mainly focus on the distribution of electronic components. Line cards we deal with include Microchip,ALPS,ROHM,Xilinx,Pulse,ON,Everlight and Freescale. Main products comprise IC,Modules,Potentiometer,IC Socket,Relay,Connector.Our parts cover such applications as commercial,industrial, and automotives areas.

We are looking forward to setting up business relationship with you and hope to provide you with the best service and solution. Let us make a better world for our industry!



## Contact us

Tel: +86-755-8981 8866 Fax: +86-755-8427 6832

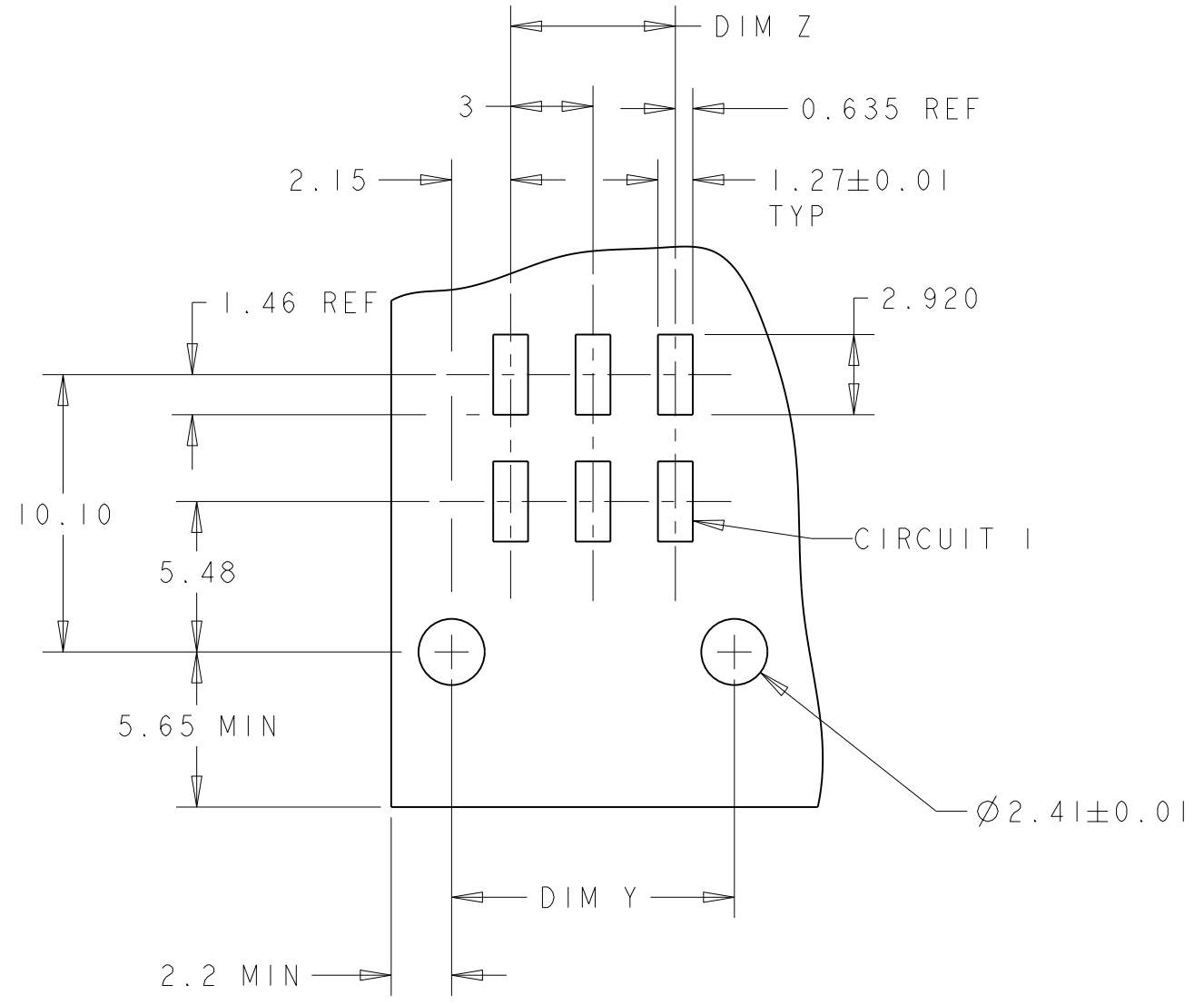
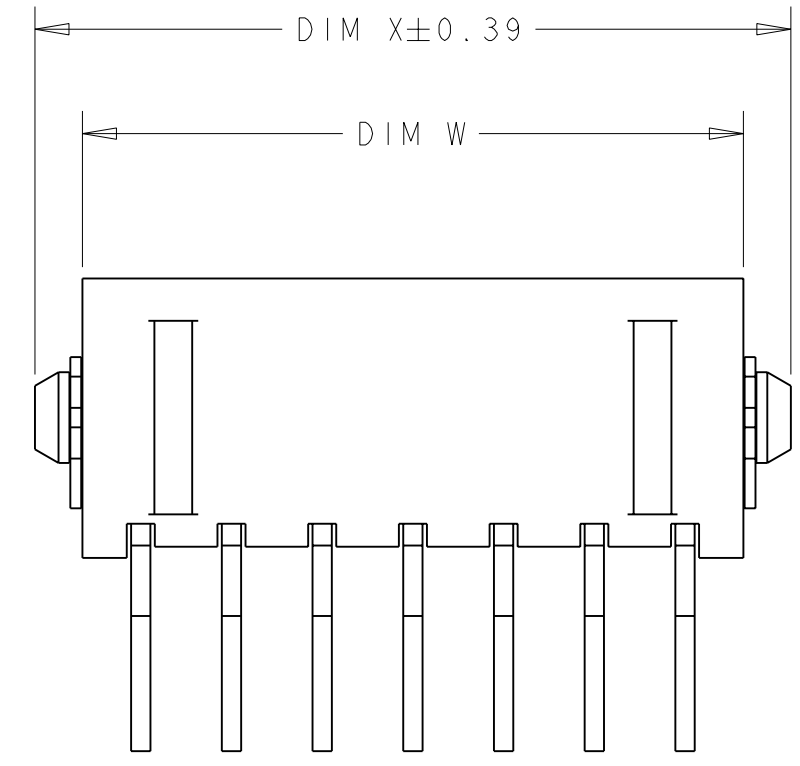
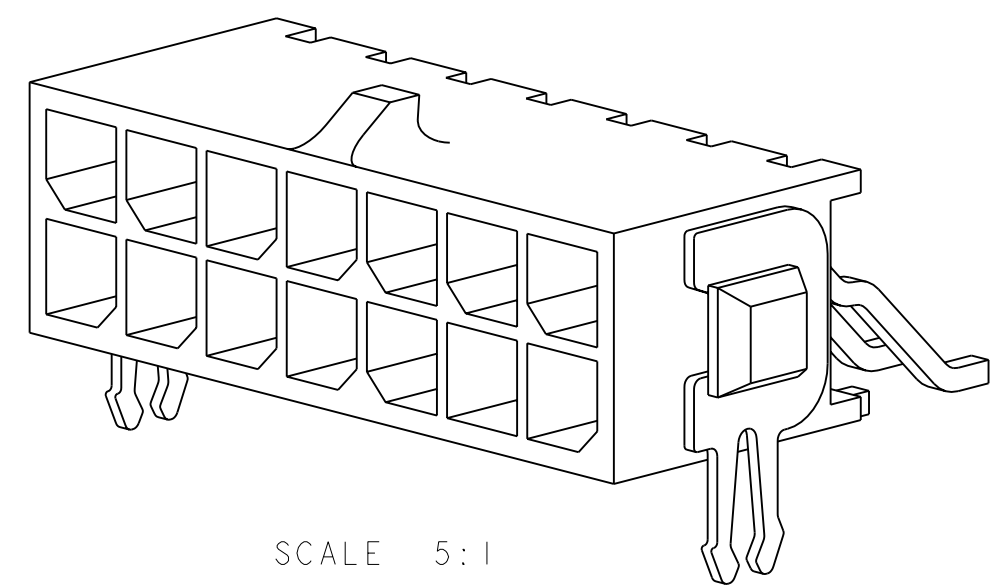
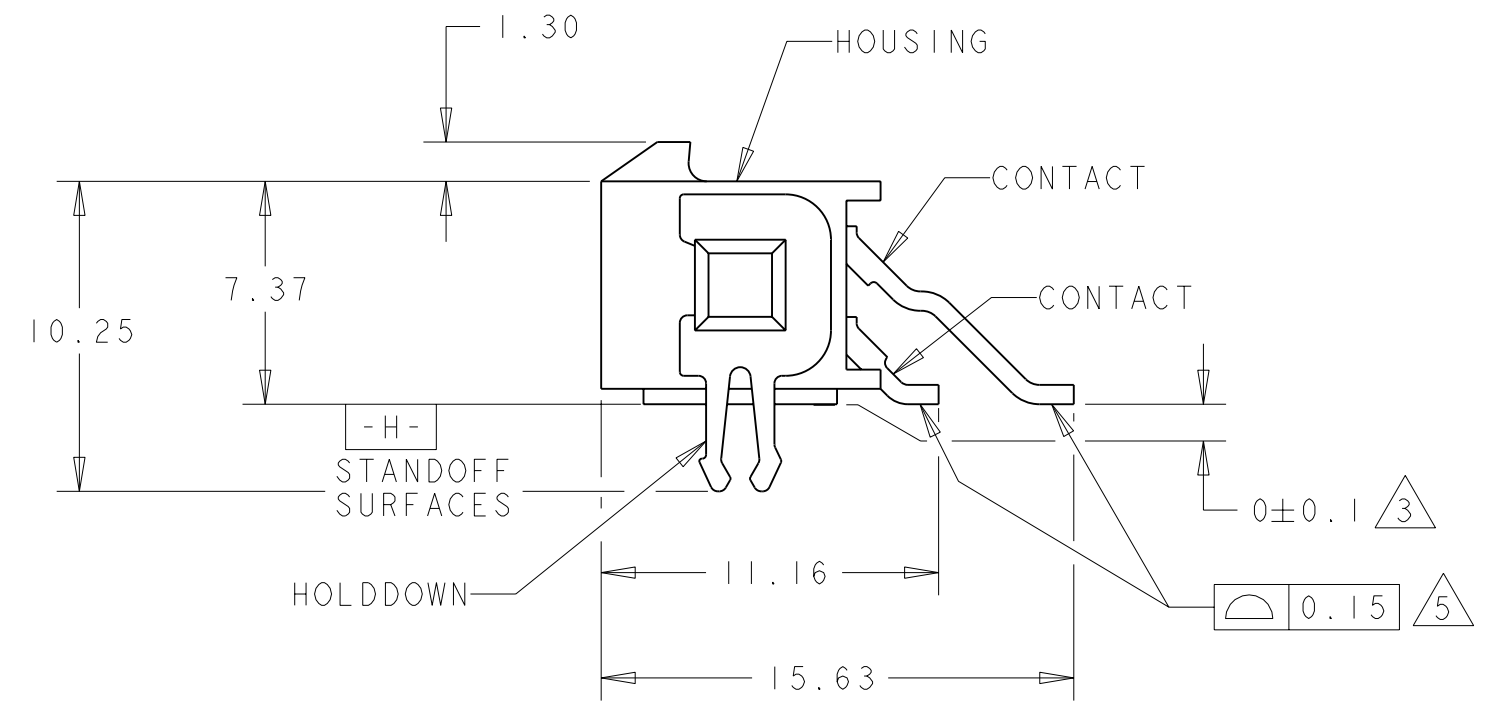
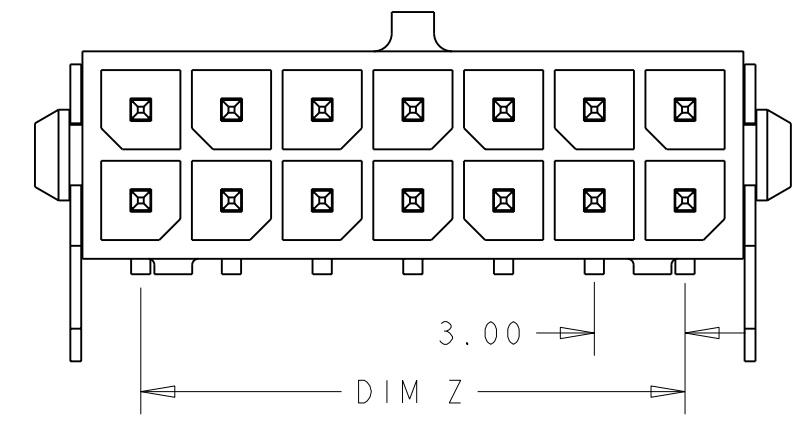
Email & Skype: info@chipsmall.com Web: www.chipsmall.com

Address: A1208, Overseas Decoration Building, #122 Zhenhua RD., Futian, Shenzhen, China



THIS DRAWING IS UNPUBLISHED. RELEASED FOR PUBLICATION 20  
 BY TYCO ELECTRONICS CORPORATION. ALL RIGHTS RESERVED.

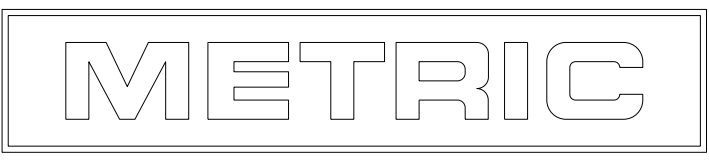
| LOC | DIST | REVISIONS |     |                          |          |     |      |
|-----|------|-----------|-----|--------------------------|----------|-----|------|
| CM  | 00   | P         | LTR | DESCRIPTION              | DATE     | DWN | APVD |
|     |      | F         |     | REVISED PER 0G3B-0208-05 | 25APAR05 | KW  | CJ   |



| FINISH | DIM W | DIM Y | DIM Z | DIM X | NO. OF POSN. | PART NUMBER |
|--------|-------|-------|-------|-------|--------------|-------------|
| 6      | 36.86 | 37.30 | 33.00 | 40.00 | 24           | 5-794625-4  |
| 6      | 33.86 | 34.30 | 30.00 | 37.00 | 22           | 5-794625-2  |
| 6      | 30.86 | 31.30 | 27.00 | 34.00 | 20           | 5-794625-0  |
| 6      | 27.86 | 28.30 | 24.00 | 31.00 | 18           | 4-794625-8  |
| 6      | 24.86 | 25.30 | 21.00 | 28.00 | 16           | 4-794625-6  |
| 6      | 21.86 | 22.30 | 18.00 | 25.00 | 14           | 4-794625-4  |
| 6      | 18.86 | 19.30 | 15.00 | 22.00 | 12           | 4-794625-2  |
| 6      | 15.86 | 16.30 | 12.00 | 19.00 | 10           | 4-794625-0  |
| 6      | 12.86 | 13.30 | 9.00  | 16.00 | 8            | 3-794625-8  |
| 6      | 9.86  | 10.30 | 6.00  | 13.00 | 6            | 3-794625-6  |
| 6      | 6.86  | 7.30  | 3.00  | 10.00 | 4            | 3-794625-4  |
| 6      | 3.86  | 4.30  | -     | 7.00  | 2            | 3-794625-2  |
| 2      | 36.86 | 37.30 | 33.00 | 40.00 | 24           | 2-794625-4  |
| 2      | 33.86 | 34.30 | 30.00 | 37.00 | 22           | 2-794625-2  |
| 2      | 30.86 | 31.30 | 27.00 | 34.00 | 20           | 2-794625-0  |
| 2      | 27.86 | 28.30 | 24.00 | 31.00 | 18           | 1-794625-8  |
| 2      | 24.86 | 25.30 | 21.00 | 28.00 | 16           | 1-794625-6  |
| 2      | 21.86 | 22.30 | 18.00 | 25.00 | 14           | 1-794625-4  |
| 2      | 18.86 | 19.30 | 15.00 | 22.00 | 12           | 1-794625-2  |
| 2      | 15.86 | 16.30 | 12.00 | 19.00 | 10           | 1-794625-0  |
| 2      | 12.86 | 13.30 | 9.00  | 16.00 | 8            | 794625-8    |
| 2      | 9.86  | 10.30 | 6.00  | 13.00 | 6            | 794625-6    |
| 2      | 6.86  | 7.30  | 3.00  | 10.00 | 4            | 794625-4    |
| 2      | 3.86  | 4.30  | -     | 7.00  | 2            | 794625-2    |

- 1 MATERIAL;  
CONTACTS - BRASS.  
HOUSING - UL 94V-0 RATED HIGH TEMP NYLON,  
COLOR; BLACK.  
HOLDDOWNS - PHOSPHOR BRONZE.
- 2 PLATING;  
CONTACTS - 0.38µm MINIMUM GOLD OVER 2.54µm  
MINIMUM NICKEL ON MATING AREA.  
2.54µm TIN-LEAD MINIMUM OVER 2.54µm  
NICKEL MINIMUM ON SOLDER TAILS.  
HOLDDOWNS - 2.54µm TIN LEAD.
- 3 DIMENSION APPLIES TO SOLDER TAIL SURFACES  
AND STANDOFF SURFACES.
- 4 RECOMMENDED PC BOARD THICKNESS OF 1.57.
- 5 ALL SOLDER TAILS.
- 6 PLATING;  
CONTACTS - 0.38µm MINIMUM GOLD OVER 2.54µm  
MINIMUM NICKEL ON MATING AREA.  
2.54µm MATTE TIN MINIMUM OVER 2.54µm  
NICKEL MINIMUM ON SOLDER TAILS.  
HOLDDOWNS - 2.54µm MATTE TIN.

RECOMMENDED PCB LAYOUT (COMPONENT SIDE)



THIS DRAWING IS A CONTROLLED DOCUMENT FOR TYCO ELECTRONICS CORPORATION  
 IT IS SUBJECT TO CHANGE AND THE CONTROLLING ENGINEERING ORGANIZATION  
 SHOULD BE CONTACTED FOR THE LATEST REVISION.

|                   |   |                                |   |                              |   |
|-------------------|---|--------------------------------|---|------------------------------|---|
| DIMENSIONS:<br>mm | TOLERANCES UNLESS OTHERWISE SPECIFIED:<br>0 PLC ±<br>1 PLC ±<br>2 PLC ±0.13<br>3 PLC ±<br>4 PLC ±<br>ANGLES ± | DWN<br>K. WHITAKER<br>9MAR2003 | CHK<br>C. JONES<br>9MAR2003                   | APVD<br>C. JONES<br>9MAR2003 | NAME<br>SURFACE MOUNT, RIGHT ANGLE, MECHANICAL<br>HOLDDOWN, ASSEMBLY, 15 GOLD HEADER<br>DUAL ROW, MICRO MATE-N-LOK™ |
| MATERIAL<br>1     | FINISH<br>SEE TABLE   | PRODUCT SPEC<br>-              | APPLICATION SPEC<br>-                         | WEIGHT<br>-                  | SIZE<br>A2  |
| CUSTOMER DRAWING  |   |                                | Tyco Electronics<br>Harrisburg, PA 17105-3608 |                              | NO. OF POSN.<br>-   |
| SCALE 4:1         |   |                                | DRAWING NO<br>C=794625                        |                              | RESTRICTED TO<br>-  |
| SHEET 1 OF 1      |   |                                | REV F   |                              |   |