



Chipsmall Limited consists of a professional team with an average of over 10 year of expertise in the distribution of electronic components. Based in Hongkong, we have already established firm and mutual-benefit business relationships with customers from,Europe,America and south Asia,supplying obsolete and hard-to-find components to meet their specific needs.

With the principle of “Quality Parts,Customers Priority,Honest Operation,and Considerate Service”,our business mainly focus on the distribution of electronic components. Line cards we deal with include Microchip,ALPS,ROHM,Xilinx,Pulse,ON,Everlight and Freescale. Main products comprise IC,Modules,Potentiometer,IC Socket,Relay,Connector.Our parts cover such applications as commercial,industrial, and automotives areas.

We are looking forward to setting up business relationship with you and hope to provide you with the best service and solution. Let us make a better world for our industry!



Contact us

Tel: +86-755-8981 8866 Fax: +86-755-8427 6832

Email & Skype: info@chipsmall.com Web: www.chipsmall.com

Address: A1208, Overseas Decoration Building, #122 Zhenhua RD., Futian, Shenzhen, China




SMD TCXO

2.5 x 2.0 x 0.8 mm

7L Series

Oscillators
Series



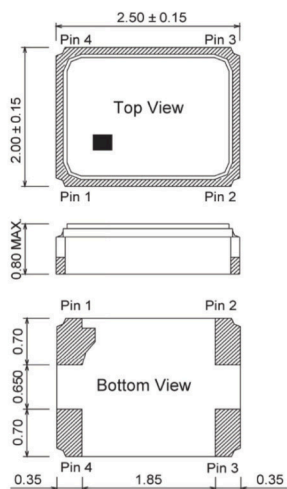
Features

- Temperature Stability: ± 0.5 ppm ~ ± 2.0 ppm
- Operating Temperature Range: -30 °C ~ 85 °C
- Supply Voltage: 1.8 V ~ 3.3 V
- Voltage Control Function Available
- Frequencies: 16.367667 MHz, 16.368 MHz, 16.369 MHz, 19.2 MHz, 26 MHz, 33.6 MHz, 38.4 MHz, 40 MHz
- Applications: GPS, WiMAX, Cellular and Wireless Communications
- RoHS Compliant / Pb Free

Electrical Specifications

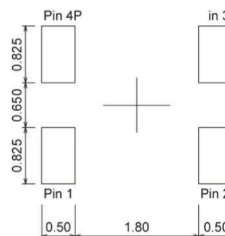
Item / Type		7L
Output Type		Clipped Sinewave
Output Load		10K Ω // 10 pF
Oscillation Mode		Fundamental
Supply Voltage		1.8 ~ 3.3 V
Frequency Range		13 ~ 52 MHz
Clipped Sinewave Output Voltage		0.8 Vp-p typical
Frequency Stability	Vs. Temperature (-30 ~ $+85$ °C)	± 0.5 / ± 2.0 ppm
	Vs. Load (Load varies ± 10 %)	± 0.2 ppm Max.
	Vs. Supply Voltage (V_{cc} = Typical ± 0.1 V)	± 0.2 ppm Max.
Frequency Tolerance	at 25 °C after 2 Reflows with Typical Applied to Auto Frequency Control Pin	± 2.5 ppm Max.
Slope of Frequency Drift		± 0.1 ppm / °C Typical ; ± 0.5 ppm / °C Max.
Storage Temperature Range		-40 ~ $+85$ °C
Auto Frequency Control (AFC) Range (Center @ 1.4 V)		± 7 ~ ± 16 ppm / V
Supply Current		2.0 mA Max.
Start-up Time		5 ms Max.
Harmonics		- 5 dBc Max.
Phase Noise at 1 KHz offset		- 130 dBc / Hz
Aging (at 25 °C)		± 1 ppm / year Max.

Dimensions



Pin Connection

Name	Function
Pin 1	AFC
Pin 2	GND
Pin 3	OUTPUT
Pin 4	VCC



Units: mm

Remark : Specification subject to change without prior notice. Please confirm with our sales.