



Chipsmall Limited consists of a professional team with an average of over 10 year of expertise in the distribution of electronic components. Based in Hongkong, we have already established firm and mutual-benefit business relationships with customers from,Europe,America and south Asia,supplying obsolete and hard-to-find components to meet their specific needs.

With the principle of “Quality Parts,Customers Priority,Honest Operation,and Considerate Service”,our business mainly focus on the distribution of electronic components. Line cards we deal with include Microchip,ALPS,ROHM,Xilinx,Pulse,ON,Everlight and Freescale. Main products comprise IC,Modules,Potentiometer,IC Socket,Relay,Connector.Our parts cover such applications as commercial,industrial, and automotives areas.

We are looking forward to setting up business relationship with you and hope to provide you with the best service and solution. Let us make a better world for our industry!



## Contact us

Tel: +86-755-8981 8866 Fax: +86-755-8427 6832

Email & Skype: info@chipsmall.com Web: www.chipsmall.com

Address: A1208, Overseas Decoration Building, #122 Zhenhua RD., Futian, Shenzhen, China




# SMD TCXO

## 2.5 x 2.0 x 0.8 mm

### 7L Series

Think of Frequency Think of **TXC**  
come visit our site <http://www.txccorp.com>



#### Features

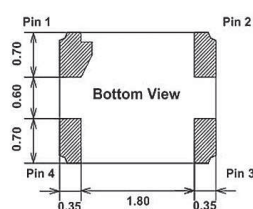
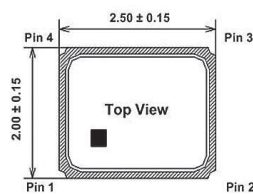
- Temperature Stability:  $\pm 0.5$  ppm ~  $\pm 2.0$  ppm.
- Operating Temperature Range:  $-30$  °C ~  $85$  °C.
- Supply Voltage:  $1.8$  V ~  $3.3$  V.
- Voltage Control Function Available.
- Frequencies:  $16.367667$  MHz,  $16.368$  MHz,  $16.369$  MHz,  $19.2$  MHz,  $26$  MHz,  $33.6$  MHz,  $38.4$  MHz,  $40$  MHz,  $52$  MHz.
- Applications: GPS, WiMAX, Cellular and Wireless Communications.
- RoHS Compliant / Pb Free.

#### Electrical Specifications

Item / Type		7L
Output Type		Clipped Sinewave
Output Load		$10K\Omega // 10$ pF
Oscillation Mode		Fundamental
Supply Voltage		$1.8 \sim 3.3$ V
Frequency Range		$13 \sim 52$ MHz
Clipped Sinewave Output Voltage		$0.8$ Vp-p Min.
Frequency Stability	Vs. Temperature ( $-30 \sim +85$ °C)	$\pm 0.5 / \pm 2.0$ ppm
	Vs. Load (Load varies $\pm 10$ %)	$\pm 0.2$ ppm Max.
	Vs. Supply Voltage ( $V_{CC} = \text{Typical} \pm 0.1$ V)	$\pm 0.2$ ppm Max.
Frequency Tolerance	at $25$ °C after 2 Reflows with Typical Applied to Auto Frequency Control Pin	$\pm 2.5$ ppm Max.
Slope of Frequency Drift		$\pm 0.1$ ppm / °C Typical ; $\pm 0.5$ ppm / °C Max.
Storage Temperature Range		$-40 \sim +85$ °C
Auto Frequency Control (AFC) Range *		$\pm 7 \sim \pm 16$ ppm ( $1.4V \pm 1V$ )
Supply Current		$2.0$ mA Max.
Start-up Time		$5$ ms Max.
Harmonics		$-5$ dBc Max.
Phase Noise at 1 kHz offset		$-130$ dBc / Hz
Aging (at $25$ °C)		$\pm 1$ ppm / year Max.

\* AFC Range is selective and disable is acceptable.

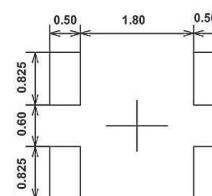
#### Dimensions



#### Pin Connection

Name	Connection
Pin 1	AFC or GND
Pin 2	GND
Pin 3	OUTPUT
Pin 4	VCC

#### Recommended Land Pattern



Units: mm