



Chipsmall Limited consists of a professional team with an average of over 10 year of expertise in the distribution of electronic components. Based in Hongkong, we have already established firm and mutual-benefit business relationships with customers from,Europe,America and south Asia,supplying obsolete and hard-to-find components to meet their specific needs.

With the principle of “Quality Parts,Customers Priority,Honest Operation,and Considerate Service”,our business mainly focus on the distribution of electronic components. Line cards we deal with include Microchip,ALPS,ROHM,Xilinx,Pulse,ON,Everlight and Freescale. Main products comprise IC,Modules,Potentiometer,IC Socket,Relay,Connector.Our parts cover such applications as commercial,industrial, and automotives areas.

We are looking forward to setting up business relationship with you and hope to provide you with the best service and solution. Let us make a better world for our industry!



Contact us

Tel: +86-755-8981 8866 Fax: +86-755-8427 6832

Email & Skype: info@chipsmall.com Web: www.chipsmall.com

Address: A1208, Overseas Decoration Building, #122 Zhenhua RD., Futian, Shenzhen, China



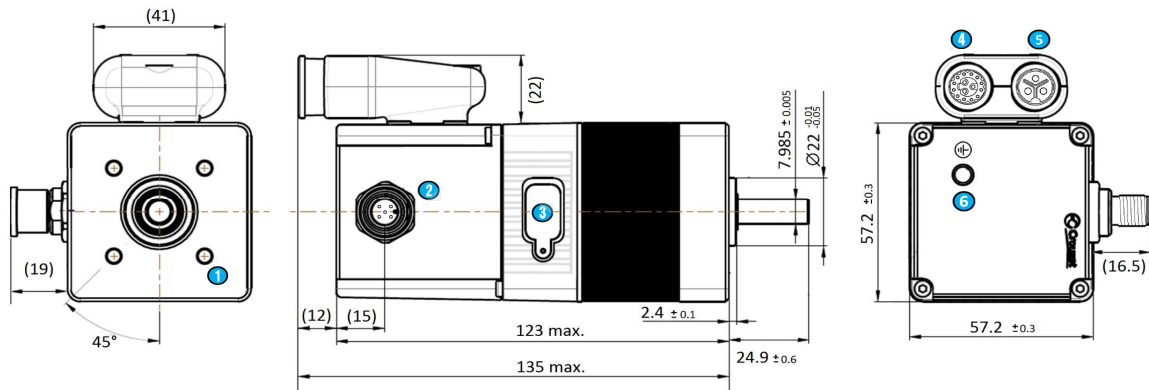
DCmind motor Brushless

Data sheet

80 140 301

Series

80 140 SMI21 CAN



- 1 4 x M5 threaded holes on 40mm diameter, 4,5 mm thread depth
- 2 CAN connector - M12
- 3 micro-USB B connector

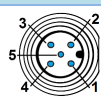
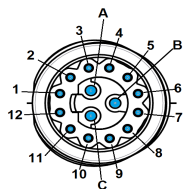
- 4 Input/output connector - M16 - Hummel 7.003.985.101
- 5 Voltage supply connector - M16 - Hummel 7.003.983.101
- 6 Earth: M6 threaded hole - 10mm thread depth

General characteristics

Power supply	
Direct current voltage supply	✓
Nominal voltage range	Vdc 12 -> 48
Max. current	A 10

Motor characteristics (1)	12 Vdc	24 Vdc	48 Vdc	
At no load				
Max. output speed	rpm 2 300	4 000	4 000	
Current at the max output speed (6)	A 0,35	0,3	0,2	
Standby current	A 0,1	0,05	0,025	+10%
At nominal				
Speed	rpm 1 460	3 750	4 000	+10%
Torque (4)	mNm 225	225	225	
Output power	W 34	88	92	+10%
Current	A 4,8	4,6	2,4	
Efficiency	% 59	80	80	
At max. output power				
Speed	rpm 1 220	3 000	3 890	
Torque (4)	mNm 300	400	440	
Output power	W 38	126	179	+10%
Current	A 6,4	9	5,8	
Efficiency	% 50	59	64	
At peak torque				
Speed	rpm 535	2 880	3 890	+10%
Torque (4)	mNm 440	440	440	
Output power	W 25	101	179	+10%
Current	A 9,5	9,9	5,8	
Others				
Life (2-3)	h	20 000		
Rotor inertia	gcm ²	75		
Thermal Resistance	°C/W	3,2		
Rotor poles		4		
Cogging torque	mNm	30		
Weight	kg	1,17		
Noise level	dBA			

Connecting	
Input / Output - M16 - 15 pins	
Input 1 (digital)	Pin N° 1
Input 2 (digital)	2
Input 3 (digital)	3
Input 4 (digital)	4
Input 5 (analogic)	5
Input 6 (analogic)	6
0V	7
Output 1 (digital - PWM)	8
Output 2 (digital - PWM)	9
Output 3 (digital)	10
Output 4 (digital)	11
Not connected	12
Not connected	A - B - C
Power supply - M16 - 3 pins	
Non connecté	Pin N° 1
+ 12Vcc -> + 48 Vcc	2
0V	3
Micro-USB B	
Monitoring and setting	
CAN - M12 - 5 pins	
Not connected	Pin N° 1
Not connected	2
0V	3
CAN High	4
CAN Low	5



Drive	
Type	SMI21 CAN
Built-in drive	✓
Internal encoder	4096 points
Setting software on PC	DCmind Soft + CAN Open
CAN open standard and standalone capabilities	✓
Control	
Position - speed - torque	✓
4 quadrants with regenerative energy	✓
Type" Field Oriented Control"	✓
Security	
Low voltage	Vdc < 8
Short high voltage	Vdc > 85
Internal drive temperature protection (2)	°C > 110
Internal drive temperature protection (2)	°C < -40
Output cut-short	Not protected
Input inverted	Not protected

Generic parameters	
Motor for direct current supply	✓
Output shaft with ball bearings	✓
Max. Radial force (12mm from front face)	N 40
Max. axial force(5)	N 20
Temperature range	CEI60068-2-1/2 °C -30 -> +70
Storage temperature	°C -40 -> +80
Dielectric (1s/2mA/50Hz)	CEI60335 Vac 1 000
Motor insulation	CEI60085 class E
Salt spray	ISO9227 severity 2
Degree of protection (output shaft not included)	CEI60529 IP65
EMC	
Electrostatic Discharge	CEI61000-4-2 level 3
Electrical fast transient / burst test	CEI61000-4-4 level 3
Surge test	CEI61000-4-5 level 1
Radiated emission	EN55022 class B
Approvals	
ROHS	2011/65/CE ✓
CE	✓
CAN Open	CIA 301 - DSP 402 ✓
Communication	
USB (Setting, monitoring)	Micro-USB B
CAN open: adress - node ID (plant output)	0x0A
CAN open: baud rate (plant output)	kbaud 1000

Notes	
Values without tolerances, are average production values.	
EDS file and "manual of use" and "security manual" and "motor manual" are available at www.crouzet-motors.com and also in the "starting kit"	
Motor not protected in case of reversed power voltage	
(1) Cold motor, 20 °C ambient temperature, full speed	
(2) With max.torque (limit tab) lower than peak torque	
(3) Continuously rated torque, zero radial and axial loads	
(4) Max torque for continuous operation at 20 °C, decrease this value for higher ambient temperature	
(5) Pinion or pulley fitting are done at the Crouzet factory, before final assembly.	

Specifications subject to change without notice. Updated June, 02 2016

Accessory		
Starter kit		
Part number 79 298 008		
USB-CAN converter + "Dcmind Soft+CAN" software (memory stick) + Power cable + input/output cable + CAN cable + D-sub/double CAN adaptor + resistor 120 ohms + USB-MicroUSB cable		
Power cable	79 298 664	length (m) = 3
Input/output cable	79 298 663	length (m) = 3
CAN cable	27 358 015	length (m) = 3

Input datas				
Parameters		Min.	Typical	Max.
Impedance - Input 1, 2, 3, 4	kΩ	-	57	-
Impedance - Input 5, 6	kΩ	-	69	-
Low level - Input 1, 2, 3, 4	Vcc	0		2
Hlgh level - Input 1, 2, 3, 4	Vcc	4		50
Low level - Input 5, 6	Vcc	0		2
High level - Input 5, 6	Vcc	7,5		50

Drive electrical datas

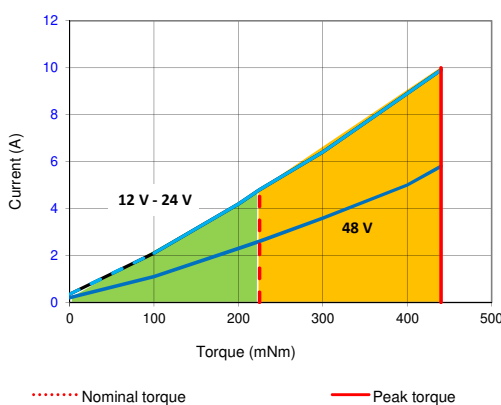
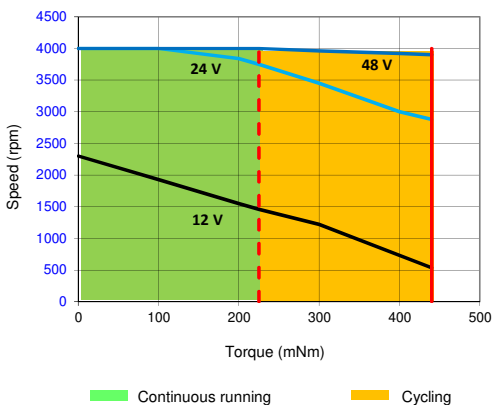
Absolute max. characteristics		
Parameters		
Max. voltage supply "Vcc max"	Vdc	100
Max. voltage on inputs "Vin max"	Vdc	50
Max. voltage on outputs "Vout max"	Vdc	100

Output datas				
Parameters		Min.	Typical	Max.
Low level Output 1, 2, 3, 4	Vdc	0		0,2
with "pull down resistor" = 4,7KΩ and Vcc = 24 V				
High level Output 1, 2, 3, 4	Vdc	Voltage Supply		
with "pull down resistor" = 4,7KΩ and Vcc = 24 V				
= voltage supply added from eventual rejective voltage				
Max. output current "Iout max"	mA	-	-	50

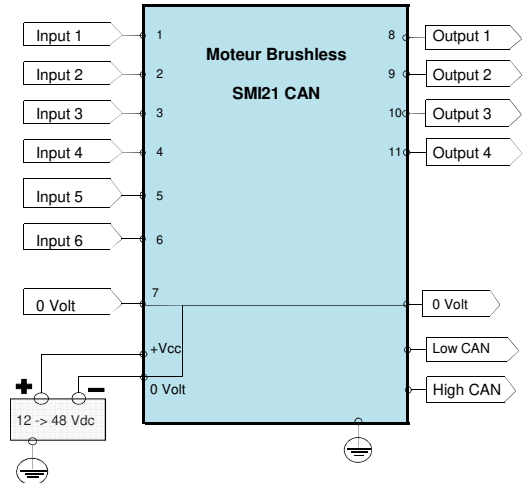
Running datas				
Parameters		Min.	Typical	Max.
Nominal voltage supply "Vcc"	Vdc	9	12/24/48	74
Current "Icc"	A	-	-	10
Standby power "Wo"	W	-	1	-

CAN bus characteristic				
Parameters		Min.	Typical	Max.
CAN - Low	Vdc	0,5	2	2,25
CAN - High	Vdc	2,75	3,5	4,5

Speed-torque and current-torque curves

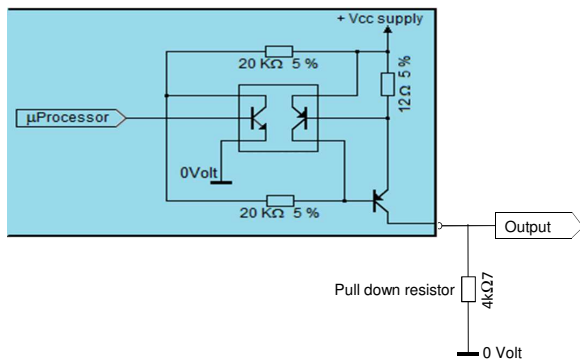


Wiring



Output equivalent circuit

Output 1,2,3,4
PNP open collector output with internal current limitation (50mA)
Add a pull down resistor



Input equivalent circuit

