



Chipsmall Limited consists of a professional team with an average of over 10 year of expertise in the distribution of electronic components. Based in Hongkong, we have already established firm and mutual-benefit business relationships with customers from,Europe,America and south Asia,supplying obsolete and hard-to-find components to meet their specific needs.

With the principle of “Quality Parts,Customers Priority,Honest Operation,and Considerate Service”,our business mainly focus on the distribution of electronic components. Line cards we deal with include Microchip,ALPS,ROHM,Xilinx,Pulse,ON,Everlight and Freescale. Main products comprise IC,Modules,Potentiometer,IC Socket,Relay,Connector.Our parts cover such applications as commercial,industrial, and automotives areas.

We are looking forward to setting up business relationship with you and hope to provide you with the best service and solution. Let us make a better world for our industry!



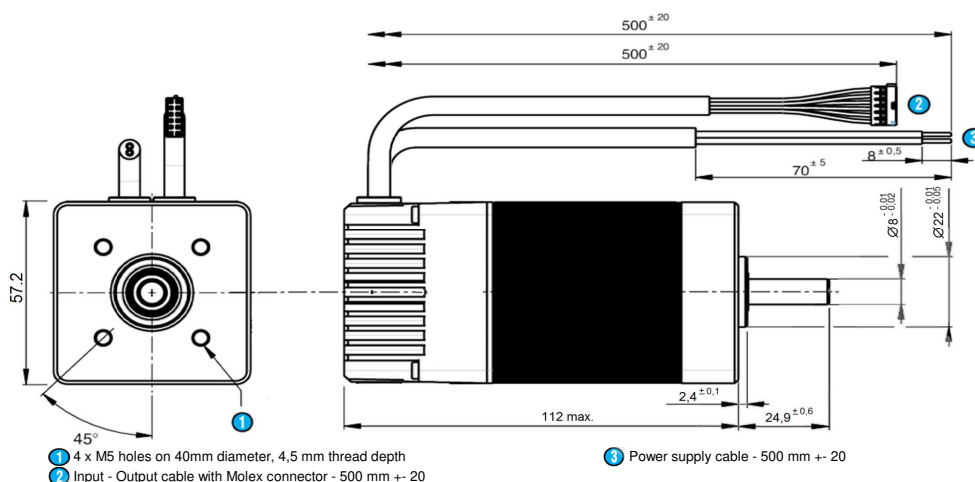
Contact us

Tel: +86-755-8981 8866 Fax: +86-755-8427 6832

Email & Skype: info@chipsmall.com Web: www.chipsmall.com

Address: A1208, Overseas Decoration Building, #122 Zhenhua RD., Futian, Shenzhen, China



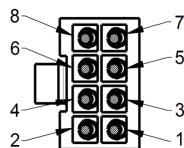


General characteristics

Power supply		
Direct current voltage supply		✓
Nominal voltage range	Vdc	18 -> 32
Max. current	A	6

Motor characteristics (1)			
		24 Vdc	
At no load			
Max. output speed	rpm	4 200	
Current at the max output speed (6)	A	0,39	
Standby current	A		
At nominal			
Speed	rpm	3 250	+/-10%
Torque (2)	mNm	240	
Output power	W	82	+/-10%
Current	A	4,8	
Efficiency	%	71	
At max. output power			
Speed	rpm	3 000	
Torque	mNm	300	
Output power	W	94	
Current	A	6	
Efficiency	%	65	
At peak torque			
Speed	rpm	3 000	
Torque	mNm	300	
Output power	W	94	
Current	A	6	
Others			
Life (3)	h	20 000	
Rotor inertia	gcm ²	105	
Thermal Resistance	°/W		
Thermal time constant	mn	15	
Rotor pole number		4	
Cogging torque	mNm	14	
Weight	kg	1,34	
Noise level	dBA	40	

Connecting	
Input - Output cable	With Molex connector ref: 43025-0800
Output cable, UL style 2464 80°C 300V - 8 wires AWG24	
Input: ON/OFF	1 - Green
Input: Direction	2 - Yellow
Input: Torque limit	3 - Blue
Input: Speed	4 - Orange
0V	5 - Black
Output: Pulse	6 - Brown
Output: Torque limit reached	7 - Purple
Output: Direction	8 - Red
Power supply cable	
Cable UL style 2464 80°C 300V - 2 wires AWG20 - 500 mm	
+ 18Vcc -> + 32 Vdc	Brown
0V	Black



Drive	
Type	TNI20
Built-in drive	✓
Internal encoder	12 pulses per turn
Control	
Speed	0/10 V
Torque	0/10 V
4 quadrants - low braking	✓
4 quadrants with regenerative energy	
"Trapezoidal" type	✓
Security	
Short-circuit of outputs	✓
Input inverted	✓
Low voltage	Vdc < 14
Short high voltage	Vdc > 36
Stop at max internal drive temperature (2)	°C 110
Drive temperature allowing to restart	°C 90

Generic parameters			
Output shaft with ball bearings			✓
Max. Radial force (12mm from front face)	N		40
Max. axial force(4)	N		20
Temperature range	CEI60068-2-1/2	°C	-30 -> +70
Storage temperature		°C	-40 -> +80
Dielectric	1min 2mA 50Hz	CEI60335	Vdc 500
Motor insulation	CEI60085	class	E
Salt spray	CEI60068-2-58	severity	48h
Degree of protection (output shaft not included)	CEI60529	IP	54
EMC			
Electrostatic Discharge	CEI61000-4-2	level	3
Radio frequency	CEI61000-4-3	level	3
Electrical fast transient / burst test	CEI61000-4-4	level	3
Surge test	CEI61000-4-5	level	1
Conducted disturbance	CEI61000-4-6	level	3
Radiated emission	EN55022	class	B
Approvals			
ROHS	2011/65/UE		✓
EC	2014/30/UE		✓

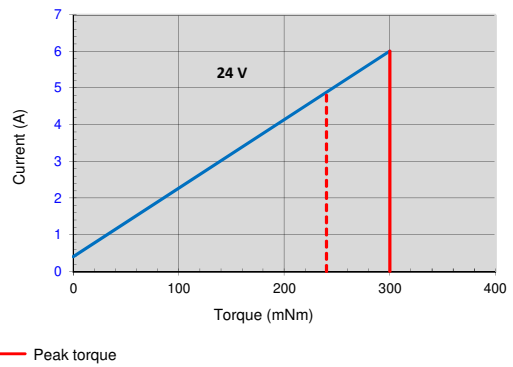
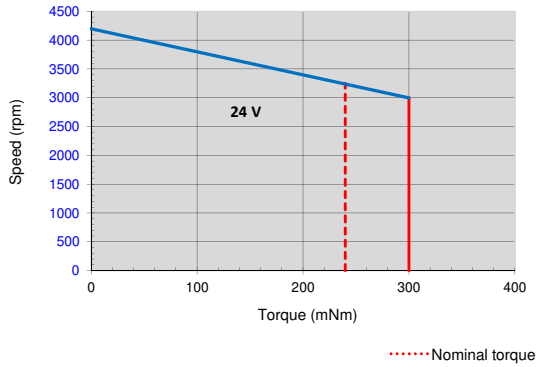
Notes	
Values without tolerance are average production values.	
Motor not protected in case of reversed power voltage	
(1) Cold motor, 20 ° C ambient temperature, full speed	
(2) Max torque for continuous operation at 20 ° C, decrease this value for higher ambient temperature	
(3) Continuously rated torque, zero radial and axial loads	
(4) Pinion or pulley fitting are done at the Crouzet factory, before final assembly.	

Drive electrical datas

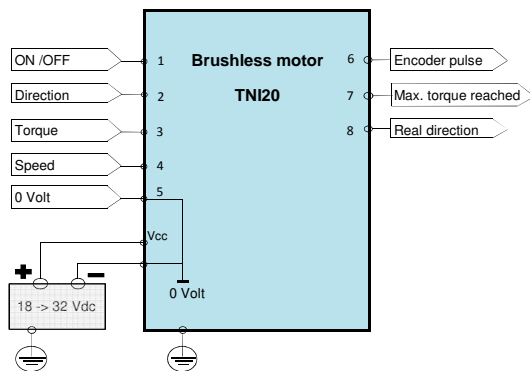
Absolute maximum ratings			
Parameters			
Max. voltage supply "Vcc"	Vdc		36
Max. current "Icc max"	A		6
Max. voltage on inputs "Vin max"	Vdc		36
Max. voltage on outputs "Vout max"	Vdc		40
Max. output current "Iout max"	mA		50
Running datas			
Parameters			
Voltage supply "Vcc"	Vdc	Min	Typical
		18	24
Current "Icc"	A	-	4
		-	6
Standby power "Wo"	W	-	2
		-	-
Speed setting	rpm	0 / 120	4200
Torque setting	mNm	100	300

Input datas				
Parameters				
Impedance - Input 1, 2 (On/Off - Direction)	kΩ	Min	Typical	Max
		-	59	-
Impedance - Input 3 (torque)	kΩ	-	16,4	-
Impedance - Input 4 (speed)	kΩ	-	440	-
Low level - Input 1, 2	Vdc	0	-	2
High level - Input 1, 2	Vdc	4	-	36
Voltage level - Input 3, 4	Vdc	0	0/10V	36
Output datas				
Parameters				
Low level Outputs	Vdc	Min	Typical	Max
		0	-	0,2
with "pull down resistor" = 4,7KΩ and Vcc = 24 V				
High level Outputs	Vdc	Vcc - 0,5	-	Vcc
with "pull down resistor" = 4,7KΩ and Vcc = 24 V				
= voltage supply added from eventual rejective voltage				

Speed-torque and current-torque curves



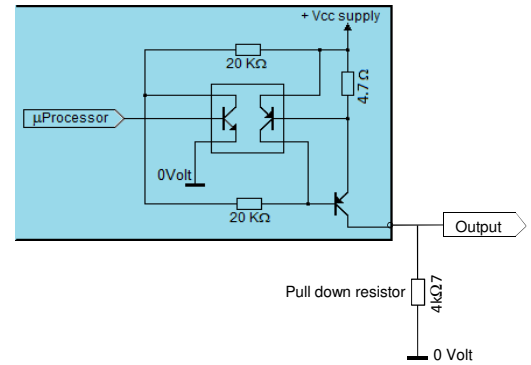
Wiring



Output equivalent circuit

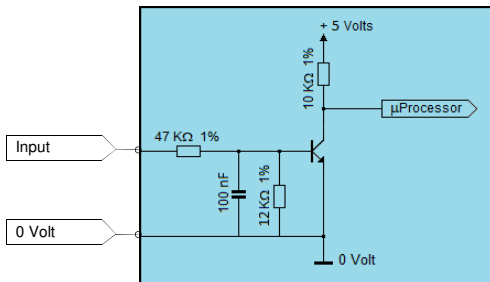
Outputs

Add a pull down resistor

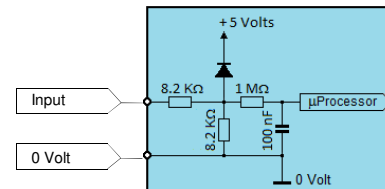


Input equivalent circuits

Inputs 1; 2: ON/OFF and Direction



Input 3: Torque



Input 4: Speed

