



Chipsmall Limited consists of a professional team with an average of over 10 year of expertise in the distribution of electronic components. Based in Hongkong, we have already established firm and mutual-benefit business relationships with customers from,Europe,America and south Asia,supplying obsolete and hard-to-find components to meet their specific needs.

With the principle of "Quality Parts,Customers Priority,Honest Operation,and Considerate Service",our business mainly focus on the distribution of electronic components. Line cards we deal with include Microchip,ALPS,ROHM,Xilinx,Pulse,ON,Everlight and Freescale. Main products comprise IC,Modules,Potentiometer,IC Socket,Relay,Connector.Our parts cover such applications as commercial,industrial, and automotives areas.

We are looking forward to setting up business relationship with you and hope to provide you with the best service and solution. Let us make a better world for our industry!



Contact us

Tel: +86-755-8981 8866 Fax: +86-755-8427 6832

Email & Skype: info@chipsmall.com Web: www.chipsmall.com

Address: A1208, Overseas Decoration Building, #122 Zhenhua RD., Futian, Shenzhen, China



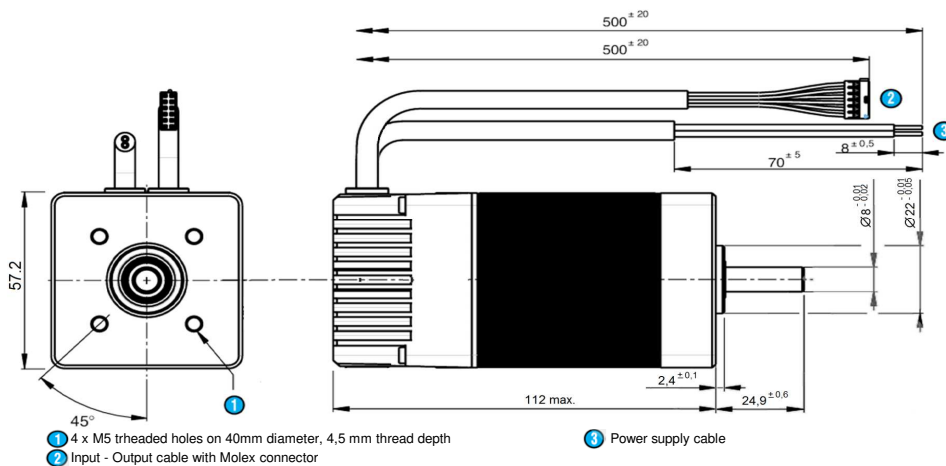
DCmind Brushless motor

Data sheet

80 280 013

Series

80 280 TNI21

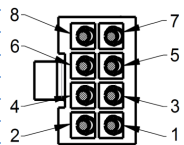


General characteristics

Power supply		
Direct current voltage supply		✓
Nominal voltage range	Vdc	12 -> 32
Max. current	A	17

Motor characteristics (1)		12 Vdc	24 Vdc	32 Vdc	
At no load					
Max. output speed	rpm	2 000	3 950	3 950	
Current at the max output speed	A	0,5	0,7	0,6	
Standby current	A	0,08	0,085	0,09	+10%
At nominal					
Speed	rpm	1 400	3 250	3 900	+10%
Torque (2)	mNm	490	390	355	
Output power	W	72	133	145	+10%
Current	A	8,5	6,9	6	
Efficiency	%	70	80	82	
At max. output power					
Speed	rpm	800	1 900	2 400	
Torque	mNm	1 000	1 000	1 000	
Output power	W	84	199	251	+10%
Current	A	15	15	12,5	
Efficiency	%	46	57	63	
At peak torque					
Speed	rpm	800	1 900	2 400	+10%
Torque	mNm	1 000	1 000	1 000	
Output power	W	84	199	251	
Current	A	15	15	12,5	+10%
Others					
Life (3)	h		20 000		
Rotor inertia	gcm ²		120		
Thermal Resistance	°/W		2,4		
Thermal time constant	mn		30		
Rotor pole number			8		
Cogging torque	mNm		33		
Weight	kg		1,44		
Noise level	dBA		50		

Connecting	
Input - Output cable	With Molex connector ref: 43025-0800
Output cable, UL style 2464 80°C 300V	- 8 wires AWG24
Input: ON/OFF	1 - Green
Input: Direction	2 - Yellow
Input: Torque limit	3 - Blue
Input: Speed	4 - Orange
0V	5 - Black
Output: Pulse	6 - Brown
Output: Torque limit reached	7 - Purple
Output: Direction	8 - Red
Power supply cable	
Cable UL style 2517 105°C 300V	- 2 wires AWG16 - 500 mm
+ 12Vdc -> + 32 Vdc	Brown
0V	Blue



Electronique	
Type	TNI21
Electronique Intégrée dans le moteur	✓
Codeur intégré	24 pulses per turn
Commande	
Speed	PWM
Torque	PWM
4 quadrants - low braking	✓
4 quadrants with regenerative energy	✓
Type" Trapezoidal"	✓
Protections	
Court-circuit des sorties	✓
Inversion des entrées	✓
Sous-tension	Vdc < 10
Sur-tension brève	Vdc > 36
Arrêt température électronique excessive (2)	°C 110
Température électronique autorisant un redémarrage	°C 90

Caractéristiques générales			
Output shaft with ball bearings		✓	
Max. Radial force (12mm from front face)	N	40	
Max. axial force(4)	N	20	
Temperature range	CEI60068-2-1/2	°C	-30 -> +70
Storage temperature		°C	-40 -> +80
Dielectric	1min 2mA 50Hz CEI60335	Vdc	
Motor insulation	CEI60085	class	B
Salt spray	CEI60068-2-58	severity	48h
Degree of protection (output shaft not included)	CEI60529	IP	65M
EMC			
Electrostatic Discharge	CEI61000-4-2	level	3
Electrical fast transient / burst test	CEI61000-4-4	level	3
Surge test	CEI61000-4-5	level	1
Radiated emission	EN55022	class	B
Approvals			
ROHS	2002/95/CE	✓	
EC		✓	

Notes	
Values without tolerances are average production values.	
Added informations are in "TNI21 manual and security" on www.crouzet.com	
Motor not protected in case of reversed power voltage	
(1) Cold motor, 20 ° C ambient temperature, full speed	
(2) Max torque for continuous operation at 20 ° C, decrease this value for higher ambient temperature	
(3) Continuously rated torque, zero radial and axial loads	
(4) Pinion or pulley fitting are done at the Crouzet factory, before final assembly.	

Specifications subject to change without notice. Updated July 8, 2013.

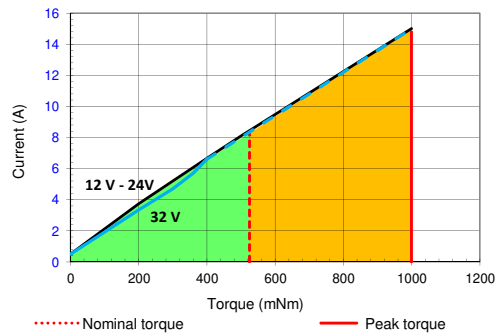
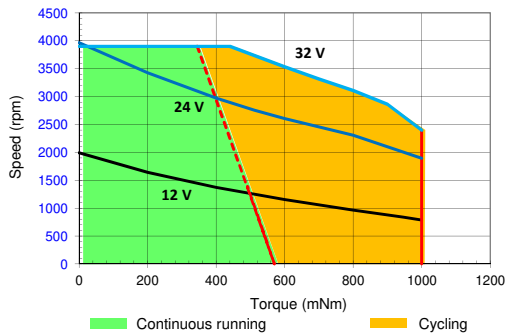
Drive electrical datas

Max. product characteristics				
Parameters				
Max. voltage supply "Vcc"	Vdc		39	
Max. current "Icc max"	A		20	
Max. voltage on inputs "Vin max"	Vdc		39	
Max. voltage on outputs "Vout max"	Vdc		39	
Max. output current "Iout max"	mA		50	
Running datas				
Parameters				
Voltage supply "Vcc"	Vdc	Min	Typical	Max
			12/24/32	36
Current "Icc"	A		10	17
Standby power "Wo"	W		2	-
Vitesse réglable de	rpm	120	-	4000
Couple moteur réglable de	mNm	40	-	1 000
Couple de maintien réglable de	mNm	40	-	310

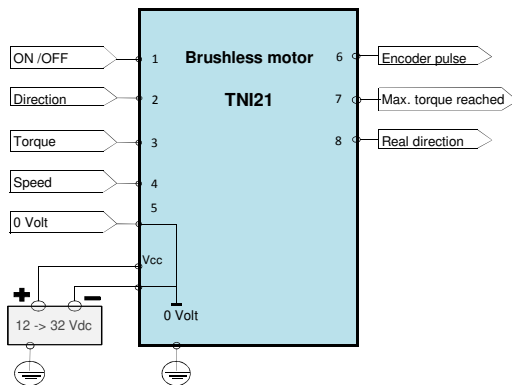
Input datas				
Parameters				
Impedance - Input 1, 2	kΩ	Min	Typical	Max
		-	57	-
Impedance - Input 3, 4	kΩ		69	-
Low level - Input 1, 2	Vdc	0	-	2
High level - Input 1, 2	Vdc	4	-	39
Low level - Input 3, 4	Vdc	0	-	2
High level - Input 3, 4	Vdc	7,5	-	39
Fréquence des PWM	Hz	100	-	2000
Output datas				
Parameters				
Low level Outputs	Vdc	Min	Typical	Max
with "pull down resistor" = 4,7KΩ and Vcc = 24 V		0	-	0,2
High level Outputs	Vdc	Vcc - 0,5	-	Vcc
with "pull down resistor" = 4,7KΩ and Vcc = 24 V				

= voltage supply added from eventual rejeptive voltage

Speed-torque and current-torque curves



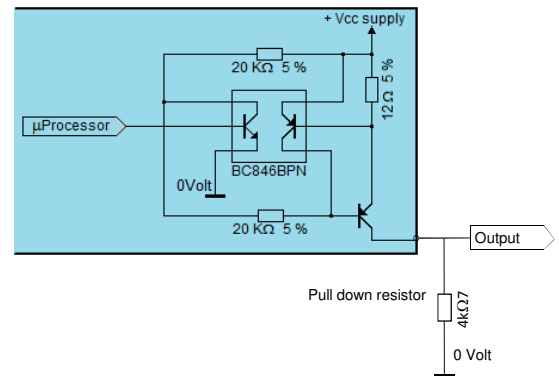
Wiring



Output equivalent circuit

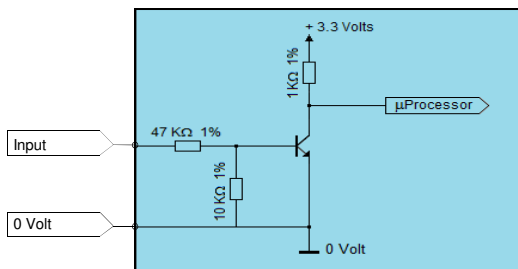
Outputs

PNP open collector output with internal current limitation (50mA)
Add a pull down resistor



Inputs: ON/OFF and Direction

Inputs: ON/OFF and Direction



Inputs: Torque and Speed

Inputs: Torque and Speed

