



Chipsmall Limited consists of a professional team with an average of over 10 year of expertise in the distribution of electronic components. Based in Hongkong, we have already established firm and mutual-benefit business relationships with customers from,Europe,America and south Asia,supplying obsolete and hard-to-find components to meet their specific needs.

With the principle of "Quality Parts,Customers Priority,Honest Operation,and Considerate Service",our business mainly focus on the distribution of electronic components. Line cards we deal with include Microchip,ALPS,ROHM,Xilinx,Pulse,ON,Everlight and Freescale. Main products comprise IC,Modules,Potentiometer,IC Socket,Relay,Connector.Our parts cover such applications as commercial,industrial, and automotives areas.

We are looking forward to setting up business relationship with you and hope to provide you with the best service and solution. Let us make a better world for our industry!



Contact us

Tel: +86-755-8981 8866 Fax: +86-755-8427 6832

Email & Skype: info@chipsmall.com Web: www.chipsmall.com

Address: A1208, Overseas Decoration Building, #122 Zhenhua RD., Futian, Shenzhen, China



Statguard[®] Carpet Protector Application Instructions & MSDS



Made in the
United States of America



Figure 1. Statguard[®] Carpet Protector, 1 Quart (0.95 Litres) spray trigger ready to use for dry application; 1 Gallon (3.8 Litres) concentrate

Description

Statguard[®] Carpet Protector is specifically formulated to provide carpeting or fabric with static control properties and to protect from wet and dry soil. Statguard[®] Carpet Protector is a water-based protective treatment that forms an invisible shield around each fiber, which resists soil, stains, static, and static charge build-up and keeps clean carpets looking cleaner longer.

Statguard[®] Carpet Protector has been formulated to control the generation and build up of static charges on carpeting. Carpeting is known to generate upwards of 30,000 volts of static charges as people or objects travel across it. These levels of charges can be harmful to static sensitive devices. ESD events due to these voltages can cause a spark that may be uncomfortable for workers and harmful to sensitive components. Once applied to the carpeting, Statguard[®] Carpet Protector can reduce and may eliminate static charges by preventing them from accumulating.

General Guidelines

Statguard[®] Carpet Protector is the finest carpet protector available. Proper application of the Statguard[®] Carpet Protector will provide resistance to most stains and soils, while protecting the carpet from generating *static charges*.

Statguard[®] Carpet Protector can be applied to fabric chairs, carpet and other fiber materials in which you want to control the generation of static charges. We recommend that you always test a small area first to see that the fiber material is compatible and will receive the Statguard[®] Carpet Protector. Treated

areas will need to be retreated as the Statguard[®] Carpet Protector is worn away. We recommend that the Statguard[®] Carpet Protector be reapplied when the electrical reading goes above 1×10^9 ohms.

Prior to applying the Statguard[®] Carpet Protector, make sure the material to be treated is clean and free of dirt, dust, and general grime.

It is important to apply Statguard[®] Carpet Protector when there will be little to no traffic on the material.

Allow the treated material to completely dry before rolling it up or placing items on top of it. If any moisture remains in the carpet, mildew and odor problems may arise.

The Statguard[®] Carpet Protector Material Safety Data Sheet (MSDS), found on pages 4 through 6, should be thoroughly reviewed prior to handling or applying any of the Statguard[®] Carpet Protector.

Carpet Preparation

Only clean carpet or fabric should be treated with carpet protectors.

1. Vacuum the carpet to remove all loose soil.
2. Remove spots by your preferred professional method.
3. Thoroughly clean the carpet using the hot water (steam extraction) method (not necessary for new carpet).

Note: Shampooing can leave detergent on the carpet, which greatly accelerates resoiling and can reduce the electrical performance of Statguard[®] Carpet Protector. Therefore, when shampooing is required, it should be followed with hot water extraction to remove excess shampoo.

It is neither necessary nor desirable to remove any fluorochemical finish from carpet that has been treated previously.

Preparation of (Concentrate) Spray Mix

1. Measure the area to be treated to determine the amount of spray mix required.
2. Prepare the spray mix, making sure to add the proper amount of water to the concentrate. Choose from either damp or dry carpet below.

- For damp, clean carpet after steam cleaning
 - Mix 5 parts water + 1 part Statguard® Carpet Protector concentrate
 - One gal of diluted Statguard® Carpet Protector will treat 200ft² (18.6m²) of carpet.
- Dry carpet. If the carpet to be treated is dry, then the water ratio added increases. This ensures uniform wetting and application.
 - Mix 11 parts water + 1 part Statguard® Carpet Protector concentrate.
 - For dry carpet, one gal of diluted spray mix will treat 100ft² (9.3m²) of dry carpet.

Carpeting Application

Apply to carpet in a well ventilated area, use mechanical ventilation if needed. Hold the spray nozzle 12in to 18in (0.3m to 0.45m) from the carpet and apply half the prepared spray mix over the entire carpet area, spraying in a left to right direction. Then apply the other half over the entire carpet area by spraying perpendicular, or top to bottom, to initial direction.

- Be certain to maintain enough spray pressure to ensure a uniform spray pattern. Keep spray nozzle clean.
- If the pump tank is fitted with a pressure gauge, do not allow the pressure to drop below 30 psi.

Note: It is extremely important to obtain uniform coverage. Uneven application may result in uneven soil protection.

- To obtain the best performance from Statguard® Carpet Protector, work the product into the carpet immediately after spraying.




Figure 2. Compressed air sprayer in use.

- Use a pile brush on pile-type constructions.
- Use a shag rake for open shag construction.
- Allow the carpet to dry. The soil and stain protection of Statguard® Carpet Protector will be fully effective when the carpet is completely dry.

Chair/Fabric Application

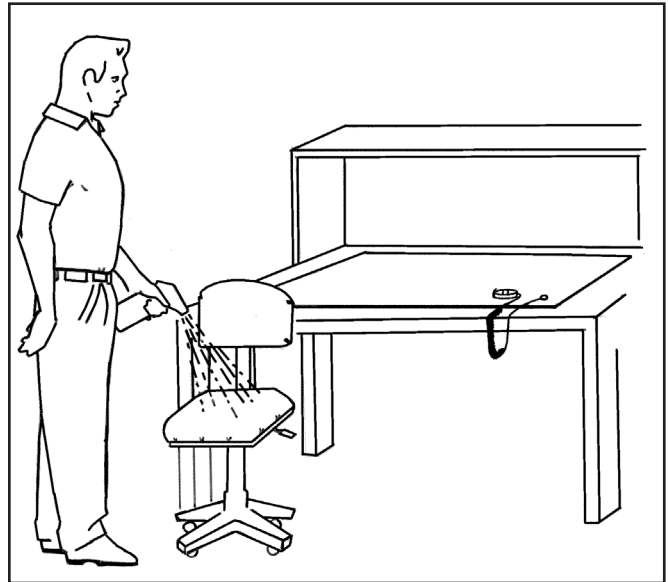


Figure 3. Statguard® Carpet Protector

For chair application, it is recommended to spray-apply the Statguard® Carpet Protector using the ready-to-use spray quart bottle.

Spray entire area needing protection with a medium mist spray, at the rate of one quart for every 25ft² (2.3m²) of fabric.

DRY TIME

Let each application dry for 2 hours or until dry to the touch, with no traffic. It is suggested that application be done after people leave for the day or during evening maintenance.

Clean Up

1. Rinse the spray tank, hose, and spray nozzle thoroughly with fresh water after each use.
2. Use fresh water to clean up any accidentally spilled spray mix.
3. Any over-spray should be removed while still wet with a water-dampened cloth. Any dried over-spray will be more difficult, if not impossible, to remove.
4. Wash hands thoroughly when finished.

Specifications

Appearance of solution: opaque
pH: 7-9
Odor: polymer
Solubility: water 100%

Electrical Properties (Dry Film)

Resistance point-to-point (Rtt): 1×10^5 to $< 1 \times 10^9$ ohms per ANDSI/ESD S4.1

Static Decay Rate: 5000 volts to zero in 0.01 seconds per FTMS 101C Method 4046

Testing

It is recommended to test the surface resistance periodically to ensure that insulative contaminants such as dirt and grime are not building up on the surface. The surface should be kept clean. Testing either point to point resistance (Rtt) or resistance to ground (Rtg) will indicate if the Statguard® Carpet Protector needs surface maintenance. If the surface is clean, with high resistance readings, the Statguard® Carpet Protector is becoming thin and in need of replenishing its solids. These solids are worn away over time due to floor traffic. High floor traffic areas will need more frequent maintenance than low traffic areas. We recommend that the Statguard® Carpet Protector be reapplied when the electrical reading goes above 1×10^9 ohms.

NOTE: Statguard® Carpet Protector does not have a set life span. The chemicals are not known to degrade over time when stored at the proper temperature conditions as stated in the Material Safety Data Sheet. We also recommend that the product be stored in its original container and be sealed when not in use. This product may settle and should be shaken before use.

Limited Warranty

Desco Industries, Inc. expressly warrants that for a period of one (1) year from the date of purchase, our Statguard® Carpet Protector will be free of defects in material. Within the warranty period, the material will be replaced at our option, free of charge. Call our Customer Service Department at 781-821-8370 or 00 44 (0) 1892-665313 in Europe for a Return Material Authorization (RMA) and proper shipping instructions and address. You should include a copy of your original packing slip, invoice, or other proof of purchase date. Any material under warranty should be shipped prepaid to the Desco Industries, Inc. factory. Warranty replacements will take approximately two weeks.

Warranty Exclusions

THE FOREGOING EXPRESS WARRANTY IS MADE IN LIEU OF ALL OTHER PRODUCT WARRANTIES, EXPRESSED AND IMPLIED, INCLUDING MERCHANTABILITY AND FITNESS FOR A PARTICULAR PURPOSE WHICH ARE SPECIFICALLY DISCLAIMED. The express warranty will not apply to defects or damage due to accidents, neglect, misuse, alterations, operator error, or failure to properly maintain, clean, or repair products.

Limit of Liability

In no event will Desco Industries, Inc. or any seller be responsible or liable for any injury, loss, or damage, direct or consequential, arising out of the use of or the inability to use the product. Before using, users shall determine the suitability of the product for their intended use, and users assume all risk and liability whatsoever in connection therewith.

Material Safety Data Sheet

May be used to comply with ANSI Z400.1-2004, 29 CFR 1910.1200, European 2001/58/EC, REACH 1907/2006/EC, and GHS. Standard must be consulted for specific requirements.

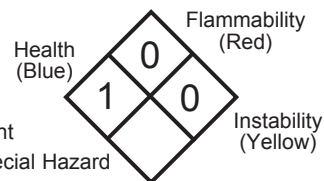
NFPA Designation 704

Degree of Hazard

4 = Extreme
3 = High
2 = Moderate

1 = Slight

0 = Insignificant



HMIS RATING: Health 1, Flammability 0, Physical Hazard 0, Personal Protection B

SECTION 1 — CHEMICAL PRODUCT AND COMPANY IDENTIFICATION

Product Name/Identity: Statguard® Carpet Protector
Chemical Name: Carpet Protector Concentrate
Manufacturer: Desco Industries, Inc
Address: One Colgate Way
Canton, MA 02021
Telephone: 781-821-8370
Emergency Number: 781-821-8370
Date Prepared: 2013-01-07

SECTION 2 — HAZARDS IDENTIFICATION

Routes of Entry
Eyes: A high concentration of liquid, mist, or vapor may cause irritation of the connective tissue.
Skin: Repeated or continuous contact may cause irritation of the skin.
Ingestion: None known
Inhalation: Irritation of nose, throat, and lack of breath. Exposure to vapors in high concentration may have same effect as with inhalation.

SECTION 3 — COMPOSITION/INFORMATION ON INGREDIENTS

Hazardous Ingredients:	CAS No.	Weight (%)
Polymethylmethacrylate	9011-14-7	5-25%
Acrylic Polymer (Non Hazardous)		5-25%
Trade Secret #000203MA102		5-25%
Trade Secret #000204MA103		5-25%
Water (Non Hazardous)	7732-18-5	60-100%

*These items are listed and subjected to the reporting requirements of the SARA Title III Section 313 Inventory of the Emergency Planning and Community Right-To-Know Act of 1986 and of 40 CFR372.

SECTION 4 — FIRST AID MEASURES

Symptoms of Exposure: Inhalation: Minor irritation Skin: Minor irritation Ingestion: Dilute with water
May result in irritation of the skin, eyes, and respiratory tract.
(Acute and Delayed): Acute: Continuous skin contact may cause dermatitis.

Emergency and First Aid Procedures:
Eye Contact: Flush with water for at least 15 minutes.
Skin Contact: Wash with soap and water
Ingestion: Drink several glasses of water. DO NOT INDUCE VOMITING. Contact a physician.
Inhalation: Move subject to fresh air.
Medical Conditions: Generally aggravated by exposure.

SECTION 5 — FIREFIGHTING MEASURES

Proper Extinguishing Media: Foam, CO2, Dry Chemical, and Water
Unsuitable Extinguishing Methods: N/A
Protective Equipment & Precautions: Wearing of appropriate protective equipment
Flash Point (Method Used): N/A
Flammable Limits: N/A
Special Fire Fighting Procedures: None required.
Unusual Fire and Explosion Hazards: None known.

SECTION 6 — ACCIDENTAL RELEASE MEASURES

Personal Precautions: Wear protective eyewear such as chemical splash goggles. Also, wear gloves at all times, as well as safe, appropriate clothing. Inhalation protection. Extinguish all ignition sources.

DESCO INDUSTRIES INC. • 3651 Walnut Avenue, Chino, CA 91710 • (909) 627-8178 • Web Site: DescoIndustries.com

Environmental Precautions: Keep spills and cleaning runoffs out of municipal sewers and open bodies of water.
Waste Disposal Method: Coagulate the emulsion by the stepwise of Ferric Chloride and Lime. Remove the clear supernatant liquid and flush to a chemical sewer. Incinerate the solids and the contaminated diking material according to local, state, and federal regulations.
If Material is Released/Spilled: Dike and contain spill with inert material (e.g. sand, earth). Keep spills and cleaning runoffs out of municipal sewers and open bodies of water.

SECTION 7 — HANDLING AND STORAGE

Handling: Wear gloves, goggles, and protective clothing.
Use in well-ventilated areas; avoid breathing vapors. Keep containers closed when not in use. Avoid from freezing.
Storage: Other Precautions: Keep from freezing - product may coagulate

SECTION 8 — EXPOSURE CONTROL / PERSONAL PROTECTION

<i>Hazardous Ingredients:</i>	<i>CAS No.</i>	<i>OSHA PEL</i>
Polymethylmethacrylate	9011-14-7	NE
Acrylic Polymer (Non Hazardous)		None
Trade Secret #000203MA102		NE
Trade Secret #000204MA103		NE
Water (Non Hazardous)	7732-18-5	NE

Control Parameters: None
Measures for Technical Control: Preferences of technical measure to prevent or control contact with the product. Isolating process and personnel, mechanical ventilation (dilution and local exhaust) and the regulation of process conditions. In case of non-prevention or non-control, a proper protective wearing should be used.
Respiratory Protection (Specify Type): Wear MSHA/NIOSH-approved respirator where exposure limits are exceeded.
Hand Protection: Impervious/Neoprene Gloves
Ventilation: Local Exhaust Special: Mechanical at point of contamination release. Special: None
Eye Protection: Chemical splash goggles as defined in ANSI Z-87.1 or a similar standard.
Other Protective Clothing or Equipment: Wear protective clothing to prevent contact with product. Eyewash station.
Work/Hygienic Practices: Wash hands before eating, smoking, or using washroom facilities.

SECTION 9 — PHYSICAL AND CHEMICAL PROPERTIES

Form: Liquid
Color: Milky, white liquid
Odor: N/A
Boiling Point: 212°F
Melting Point: N/A
Specific Gravity (H₂O = 1) : >1.0
pH: N/A
Flash Point: N/A
Flammability Limits: N/A
Solubility in water: Dilutable
Vapor Pressure (mm Hg): N/A
Vapor Density (air=1): <1.0
Viscosity: N/A
Density: 8.9 lbs/gallon
Flammability: N/A
Ignition Temperature: N/A
Evaporation Rate (Butyl Acetate=1): <1.0

SECTION 10 — STABILITY AND REACTIVITY

Hazardous Polymerization: Will not occur
Hazardous Decomposition/Byproducts: CO, CO₂, and unidentified organic compounds.
Incompatibility (Materials to Avoid): None known
Stability: Stable
Conditions to Avoid: Excessive heat and freezing temperatures. Avoid contact with acids.

SECTION 11 — TOXICOLOGICAL INFORMATION

Acute toxicity:	No data available on the product.		
Special Effects:	None known		
Carcinogenicity:	NTP No	IARC Monographs No	OSHA Regulated No

SECTION 12 — ECOLOGICAL INFORMATION

Mobility:	The product is aqueous and will be separated in aqueous conditions
Degradability:	N/A
Bioaccumulation:	Not likely
Ecotoxicity:	None known
Reference to BimSchV:	N/A
Hazard Classification:	None hazardous

SECTION 13 — DISPOSAL CONSIDERATIONS

Product:	Coagulate the emulsion by the stepwise of Ferric Chloride and Lime. Remove the clear supernatant liquid and flush to a chemical sewer. Incinerate the solids and the contaminated diking material according to local, state, and federal regulations.
Hazardous Waste Number:	Non Hazardous

SECTION 14 — TRANSPORT INFORMATION

This product is not flammable or sensitive to shock. Transport according to local regulations.

SECTION 15 — REGULATORY INFORMATION

Physical/Chemical Indication:	Non-flammable
Risk-Phrase:	(R22): Harmful if swallowed.
Safety-Phrase:	(S2): Keep away from children. (S7): Keep containers well closed. (S24/25): Avoid contact with skin and eyes. (S62): If swallowed, DO NOT induce vomiting; seek medical advice immediately and show this container or label.
EU Classification: (67/548/EEC-88/379/EEC):	This product does not have to be classified according to the EU Regulations.
EINECS Status:	N/A
REACH:	This product does not require REACH registration.

SECTION 16 — OTHER INFORMATION

HMIS RATING: Health 1, Flammability 0, Physical Hazard 0, Personal Protection: B

NFPA RATING: Special Hazard none, Health 1, Flammability 0, Instability 0

Disclaimer

The information given in this publication has been worked up to the best of the knowledge of Desco Industries, Inc, as well as taking into consideration the applicable laws and regulations. We cannot anticipate all conditions under which this information and our products or the products of the manufacturers in combination with our products may be used. We accept no responsibility for the results obtained by the application information or the safety and suitability of our product or product combination with other products. Users are advised to make their own tests to determine the safety and suitability of each such product or product combination for their own purposes. Unless otherwise agreed in writing, we sell the products without warranty, and buyers end users assume responsibility and liability for loss or damage arising from the handling and use of our products, whether used alone or in combination with other products.

N/A = Not Applicable; NE = None Established