



Chipsmall Limited consists of a professional team with an average of over 10 year of expertise in the distribution of electronic components. Based in Hongkong, we have already established firm and mutual-benefit business relationships with customers from,Europe,America and south Asia,supplying obsolete and hard-to-find components to meet their specific needs.

With the principle of “Quality Parts,Customers Priority,Honest Operation,and Considerate Service”,our business mainly focus on the distribution of electronic components. Line cards we deal with include Microchip,ALPS,ROHM,Xilinx,Pulse,ON,Everlight and Freescale. Main products comprise IC,Modules,Potentiometer,IC Socket,Relay,Connector.Our parts cover such applications as commercial,industrial, and automotives areas.

We are looking forward to setting up business relationship with you and hope to provide you with the best service and solution. Let us make a better world for our industry!



Contact us

Tel: +86-755-8981 8866 Fax: +86-755-8427 6832

Email & Skype: info@chipsmall.com Web: www.chipsmall.com

Address: A1208, Overseas Decoration Building, #122 Zhenhua RD., Futian, Shenzhen, China



NOTES:

1. MATERIALS AND FINISHES:
 BODY, CLAMP NUT, COUPLING NUT
 OUTER CONTACT, BRAID CLAMP & WASHER - BRASS, NICKEL PLATING
 CONTACT - BRASS, SILVER PLATING
 INSULATOR - PTFE, NATURAL
 GASKETS - SILICONE RUBBER, RED
 WASHER - COPPER, NICKEL PLATING
 RETAINING RING - PHOSPHOR BRONZE, NATURAL

2. ELECTRICAL:
 A. IMPEDANCE: 50 OHM

3. MECHANICAL:
 A. DURABILITY: 500 CYCLES MIN.
 B. TEMPERATURE RANGE: -65° C TO +165° C

4. PACKAGING:
 A. QUANTITY: SINGLE PACK
 B. MARKING: BAG TO BE MARKED
 "AMPHENOL RF, 82-202, AND DATE CODE"

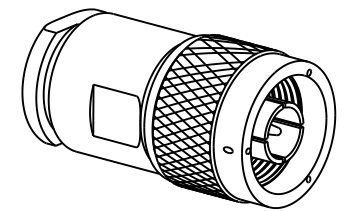
5. CABLE ASSEMBLY INSTRUCTIONS:
 A. STRIP CABLE AS SHOWN.
 B. SLIDE CLAMP NUT, WASHER, GASKET & BRAID CLAMP OVER CABLE SHEATH.
 C. COMB OUT THE BRAID AND FOLD OUT, TRIM EXCESS BRAID.
 D. SOLDER CABLE CENTER CONDUCTOR TO CENTER CONTACT.
 E. SLIDE SUB-ASSEMBLY TO THE REAR SIDE OF THE BODY AND TIGHTEN WITH PROPER SPANNER. MAKE ENSURE INTERFACE DIMENSIONS TO MEET.

6. SHOWS CABLE ENTRY DIMENSIONS.

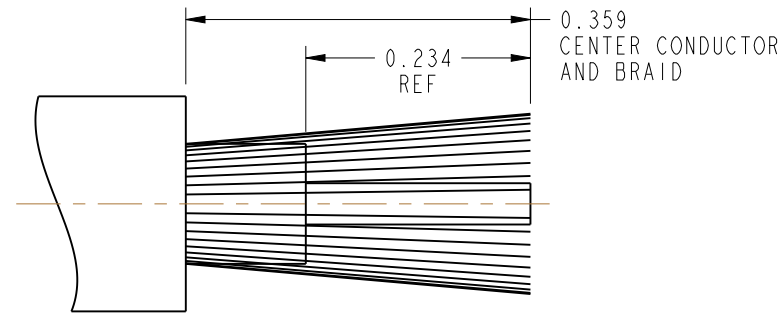
THIRD ANGLE PROJ.

REVISIONS

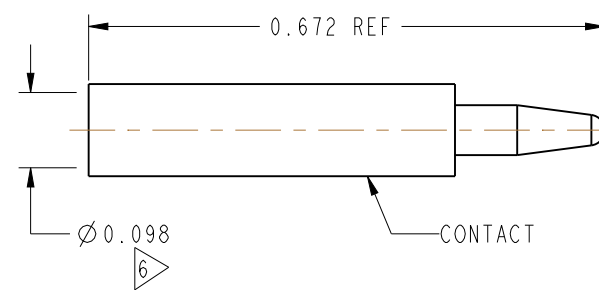
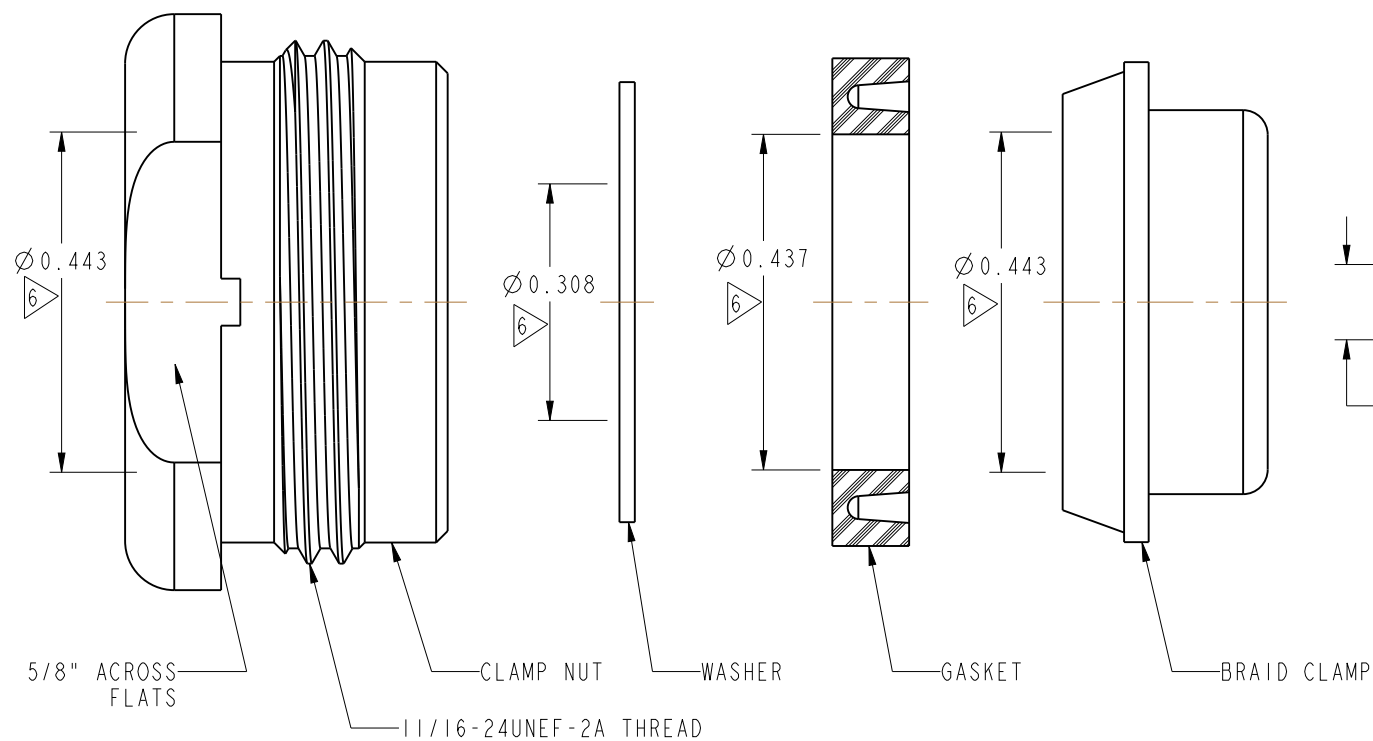
REV	DESCRIPTION	DATE	ECO	APPR
--	RELEASE TO MFG.	--	--	--
Y	REDRAWN IN PRO-E & COD ADDED	7/1/15	49810	CL



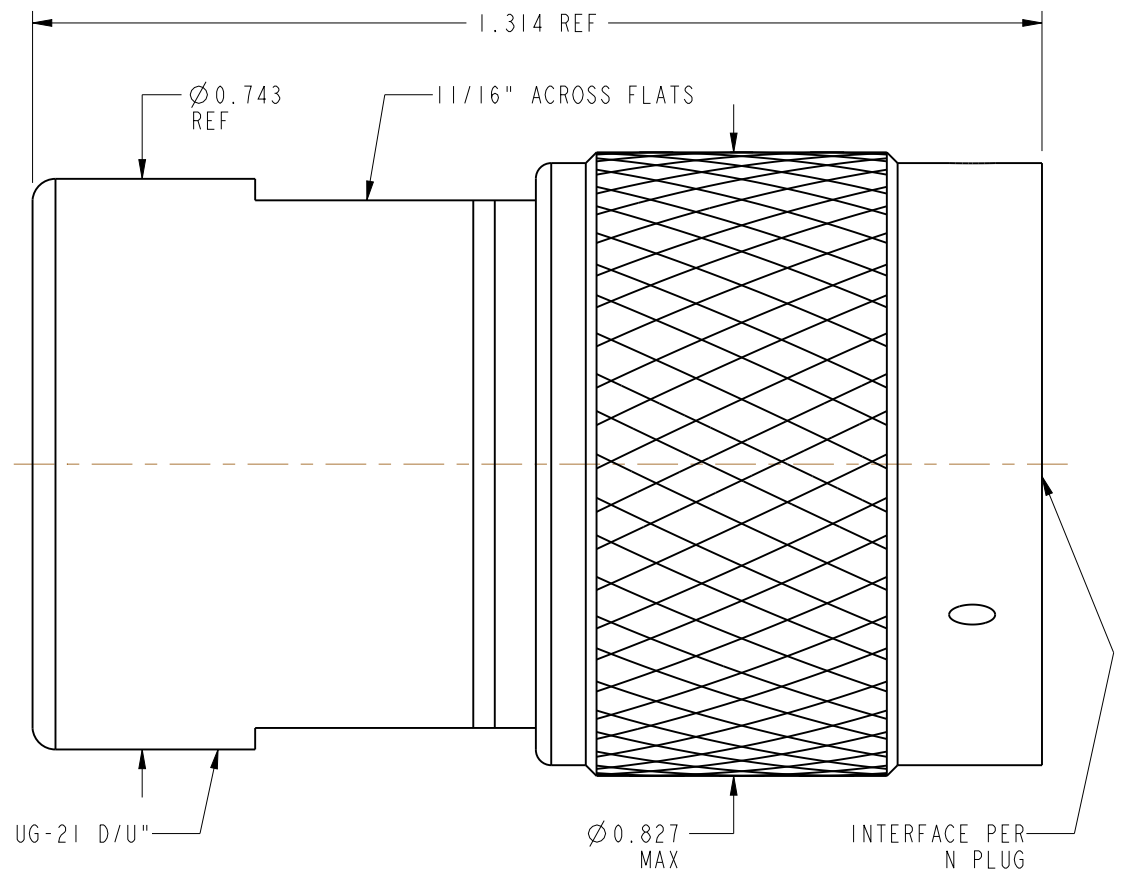
SCALE 1.000



RECOMMENDED CABLE STRIPPING DIMENSIONS



STAMP "74868 UG-21 D/U"



CUSTOMER OUTLINE DRAWING

ALL OTHER SHEETS ARE FOR INTERNAL USE ONLY

UNLESS OTHERWISE SPECIFIED, DIMENSIONS ARE IN INCHES AND TOLERANCES ARE: 2 PLACE DECIMAL 3 PLACE DECIMAL ANGLES ±.015 (0,381 mm) ±.005 (0,127 mm) ± 1°	MATERIAL	DRAWN	DATE	TITLE N STR PLUG UG-21 D/U FOR RG8 CABLE GROUP		Amphenol RF www.amphenolrf.com	
	SEE NOTES	CLEMENT	26-Nov-13				
NOTICE - These drawings, specifications, or other data (1) are, and remain the property of Amphenol corp. (2) must be returned upon request; and (3) are confidential and not to be disclosed to any person other than those to whom they are given by Amphenol Corp. the furnishing of these drawings, specifications, or other data by Amphenol Corp., or to any other person to anyone for any purpose is not to be regarded by implication or otherwise in any manner licensing, granting rights to permitting such holder or any other person to manufacture, use or sell any product, process or design, patented or otherwise, that may in any way be related to or disclosed by said drawings, specifications, or other data.	REFERENCE	ENGINEER	DATE	SCALE: 4.0:1.0 SHEET 2 OF 2		DRAWING NO.82-202 ITEM NO.82-202	
	200X-280-115 MS 91236 (REV A) REQ - 10424	S.P.	26-Jan-66				
	CONFIGURATION LEVEL: In Work	APPROVED	DATE		DWG SIZE B		REV Y
FINISH	K. CAPOZZI	6/30/15		PART NO.82-202			