



Chipsmall Limited consists of a professional team with an average of over 10 year of expertise in the distribution of electronic components. Based in Hongkong, we have already established firm and mutual-benefit business relationships with customers from,Europe,America and south Asia,supplying obsolete and hard-to-find components to meet their specific needs.

With the principle of “Quality Parts,Customers Priority,Honest Operation,and Considerate Service”,our business mainly focus on the distribution of electronic components. Line cards we deal with include Microchip,ALPS,ROHM,Xilinx,Pulse,ON,Everlight and Freescale. Main products comprise IC,Modules,Potentiometer,IC Socket,Relay,Connector.Our parts cover such applications as commercial,industrial, and automotives areas.

We are looking forward to setting up business relationship with you and hope to provide you with the best service and solution. Let us make a better world for our industry!



Contact us

Tel: +86-755-8981 8866 Fax: +86-755-8427 6832

Email & Skype: info@chipsmall.com Web: www.chipsmall.com

Address: A1208, Overseas Decoration Building, #122 Zhenhua RD., Futian, Shenzhen, China



7.5° 10 Watts 2 phases Part number made to order



- 48 steps/revolution (7.5°)
- Absorbed power : 10 W
- 2 or 4 phase versions available

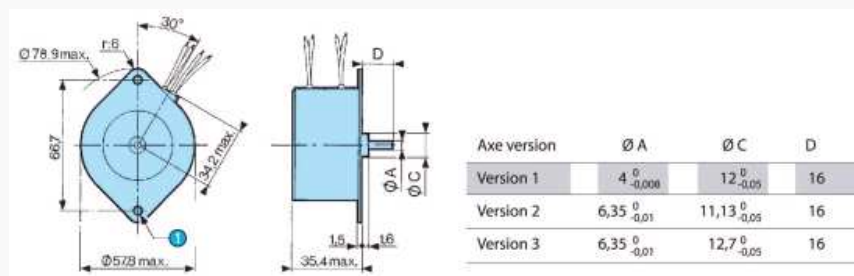
Part numbers

	Type	Type	Number of phases	Electronic controller used	Resistance per phase (Ω)	Inductance per phase (mH)	Current per phase (A)	Voltage at motor terminals (V)
82 930 002	2 phases	82 930 0 2		Bipolar	22.3	57	0,48	10,4

Specifications

Absorbed power (W)	10
Holding torque (mNm)	180
Step angle (°)	7,5
Positioning accuracy (%)	5
Rotor inertia (gcm ²)	84
Max. detent torque (mNm)	12
Max. coil temperature (°C)	120
Storage temperature (°C)	-40 → +80
Thermal resistance of coil - ambient air (°C/W)	7
Insulation resistance (at 500 Vcc) (MΩ) following NFC 51200 standard	> 10 ³
Insulation voltage (50 Hz, 1 minute) (V) following NFC 51200 standard	> 600
Wires length (mm)	250
Weight (g)	340
Protection rating	IP40

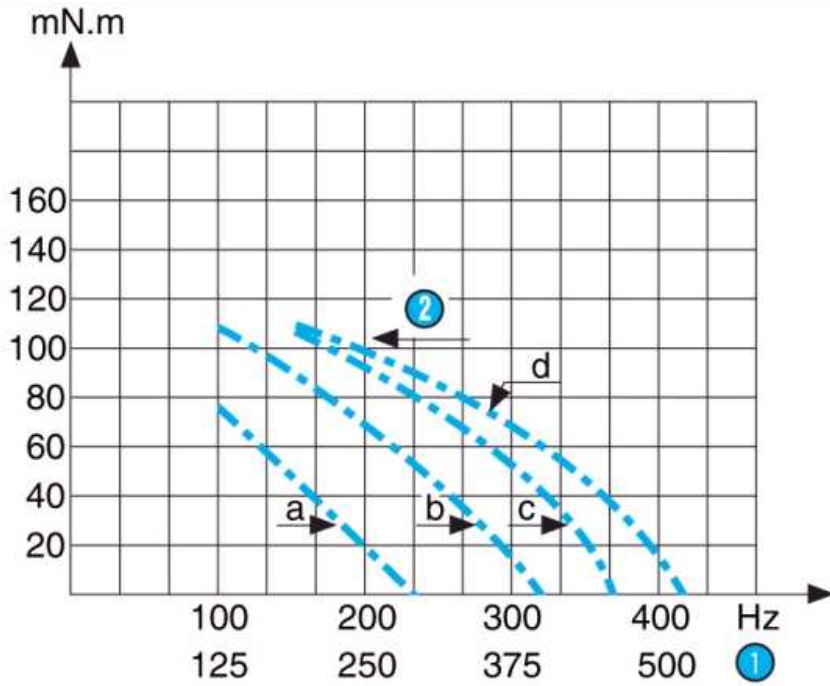
Dimensions (mm)



N°	Legend
①	2 Fixing holes Ø 4.4

Curves

2 phases

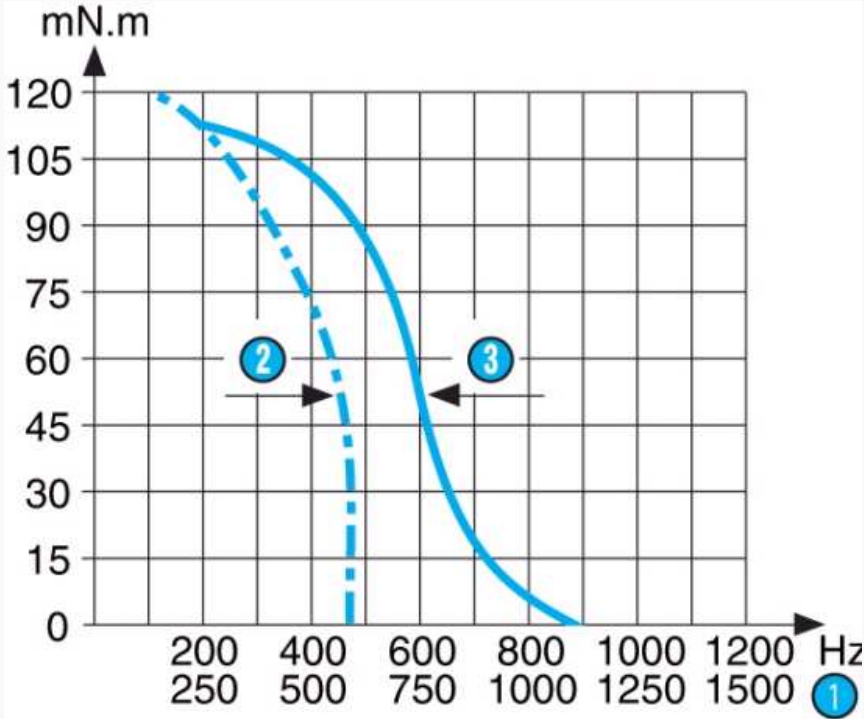


Inertia of measuring chain : 3.4 g.cm² a = constant voltage controller with Rs (resistance in series) = 0 b = constant voltage controller with Rs (resistance in series) = R motor c = constant voltage controller with Rs (resistance in series) = 2R motor d = constant voltage controller with Rs (resistance in series) = 3R motor The measurements are made with full stepping, 2-phases energised.

N°	Legend
1	RPM
2	Max. stopping-starting curves

Curves

2 phases - Max. stopping-starting and operating curves at I constant (PBL 3717) for 2 (motor) phases 9 Ω. Holding torque 150 mN.m. Current per phase 0.53 A

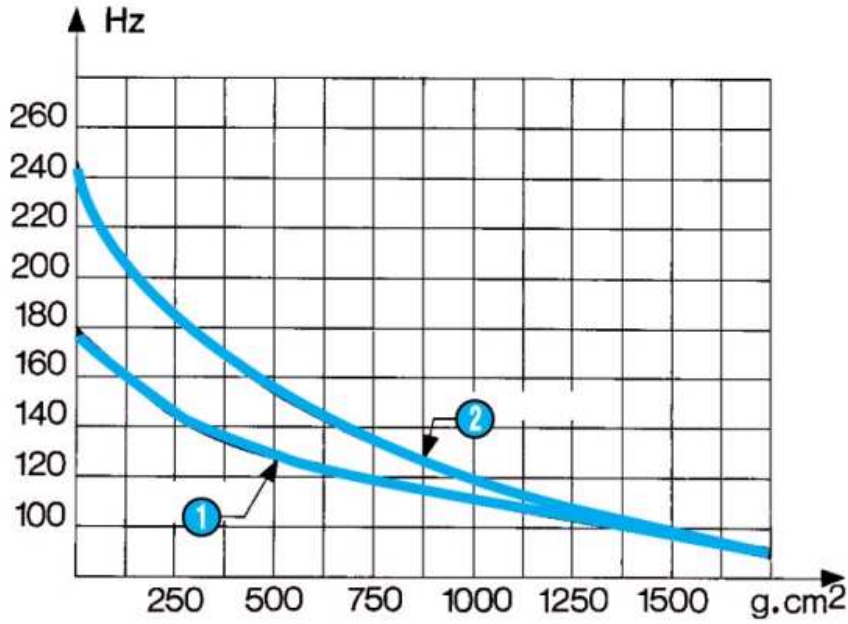


Inertia of measuring chain : 3.4 g.cm² a = constant voltage controller with Rs (resistance in series) = 0 b = constant voltage controller with Rs (resistance in series) = R motor c = constant voltage controller with Rs (resistance in series) = 2R motor d = constant voltage controller with Rs (resistance in series) = 3R motor The measurements are made with full stepping, 2-phases energised.

N°	Legend
1	RPM
2	Max. stopping-starting curves

Curves

Max. stopping-starting frequency curves as a function of the external inertia load at zero antagonistic torque. Tests at constant U.



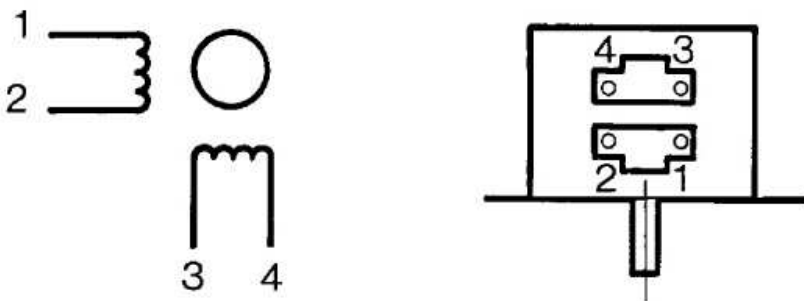
N.B. Measurement conditions : Tam = 25 °C, motor cold

N°	Legend
1	2 phases
2	4 phases

Connections

2 phases

	1	2	3	4
1	-	+	-	+
2	-	+	+	-
3	+	-	+	-
4	+	-	-	+
5	-	+	-	+



Energisation sequence for clockwise rotation : (viewed shaft end)

N°	Legend
----	--------



Product adaptations



- Special output shafts
- Special supply voltages
- Special cable lengths
- Special connectors